

# *Teo Lehtimäki Oy*

## **Deutsch** *2010-2011*



For snowmobile tracks produced from flat press tooling for

aftermarket service parts, production has been phased out.



**Updated 29.09.2010**

# Catalogue 2010-2011

In the catalogue, the original manufacturer's product codes are quoted to assist you to identify the correct replacement product. Our supplied product may be produced by another manufacturer.

## Teo Lehtimäki Oy

Kaarronnevantie 54 61800 Kauhajoki Finland

Vesa Peltonen

mob. +358-40-5769111 Vesa Peltonen

fax +358-6-2311170

info@teolehtimaki.fi

vat. FI08350750

---

## Teo Lehtimäki Oy

Vuopajantie 34 96400 Rovaniemi Finland

Artturi Lehtimäki

mob. +358-400-162110 Artturi Lehtimäki

fax +358-16-366004

---

### E-mail Adressen:

vesa@teolehtimaki.fi

artturi@teolehtimaki.fi

teo@teolehtimaki.fi

Vesa Peltonen

Artturi Lehtimäki

Teo Lehtimäki

---

### Buchhaltung-Finanzien

Vesa Peltonen

vesa@teolehtimaki.fi

[www.teolehtimaki.fi](http://www.teolehtimaki.fi)

---

## 01-100 Ladegerät 12 V



**Vuotsolainen für Pilot ski      Neu 31-04**



**31-04**

**Vuotsolainen for Pilot / RMK ski  
design model, width 195 mm, 8 mm**

**Polaris kunststoffschi -2007**


**31-04**



**MM148  
MM202**

**31-04**

**Yamaha, breite ski, 2007**




**MM139**



**31-04**

**Yamaha, narrow ski 2007**



**MM139**



**31-04**

**CTRL ski Lynx**



**MM186  
MM243**



## Note.

**Diese und weitere 2000 Seiten:**

[www.teolehtimaki.fi/Ersatzteilekatalog](http://www.teolehtimaki.fi/Ersatzteilekatalog),

**und bitte, überprüfen Sie Ihr Modelltyp**

**Malli: MXZ 583**

**Vuosi:**

**1996**

**Skidoo**

### Moottori

#### Rotax 583 96-

|           |                          |
|-----------|--------------------------|
| 09-772    | mäntä, std               |
| 09-772-01 | mäntä, 0,25 ylikoko      |
| 09-772-02 | mäntä, 0,50 ylikoko      |
| 09-772-03 | mäntä, 0,75 ylikoko      |
| 09-772-04 | mäntä, 1,00 ylikoko      |
| 35-505    | männäntapin laakeri      |
| 710-214   | tiivistesarja, prof      |
| 09-167    | kampiakselin tiiviste    |
| 09-165    | kampiakselin tiiviste    |
| 09-16002  | välitiiviste kampiakseli |
| 35-6206NR | kampiakselin laakeri     |
| 35-6207NR | kampiakselin laakeri     |
| 35-6305   | kampiakselin laakeri     |
| 01-158    | käynnistimen jousi       |
| 01-154    | käynn. korjaussarja      |



Omistaja: **Teo Lehtimäki**, myyty


Kuvassa **Tommi ja Lotta**

**38**

**307 / 22**

**04-9793, 04-9009,  
04-9830, 04-9753**

### Telamatto, leveys cm, pituus cm ,



|               |                           |
|---------------|---------------------------|
| <b>30-21</b>  | <b>L=140 cm musta</b>     |
| <b>30-621</b> | <b>L=140 cm grafiitti</b> |
| <b>30-210</b> | <b>L=163 cm musta</b>     |
| <b>30-321</b> | <b>L=140 cm keltainen</b> |

**3700-3800** r/min, kytkentäkierrosluku

**7900-8000** r/min, max. kierrosluku

### Voimansiirto / Teo Lehtimäki Oy

#### P50- korvaa alkuperäisen



**15-19 ( 0019 )**

**Kal: 7009**

**Jousi: 0451-1118**

**Jousi: 15-54**

**Shims: 5 + 1**

### Sähköosat

|                 |                         |
|-----------------|-------------------------|
| <b>05-B8</b>    | sytytystulppa           |
| <b>01-14342</b> | CDI yksikkö             |
| <b>01-15416</b> | tasasuuntaaja, E-mallit |
| <b>01-15415</b> | jännitteensäädin        |
| <b>01-14355</b> | puola                   |

### Muut osat / Teo Lehtimäki Oy

**- Diese Seiten  
werden fortlau-  
fend aktualisiert**

### Sukset

#### Peltisuksi

|              |                    |
|--------------|--------------------|
| <b>32-99</b> | Suksimuovi         |
| <b>33-20</b> | CTRL levike 180 mm |
| <b>MM142</b> | Kovametalli        |

## Content

- 5- 8 Finn made Raupen
- 9-16 Camoplast Raupen
- 17-19 Extensions, cleats
- 20-21 Sprockets
- 22-23 Kurbelwellenlager, wheels
- 24-25 Gleitshienen
- 26-27 Federn
- 28 Shafts, Syncro sprockets  
hooks
- 29 Fuel pump
- 30-33 Ski skins, extra breit
- 34-39 Gleit stäbe
- 40-48 Kupplung, CV Tech
- 49-52 Kurbelwellenlager
- 53-56 Vergaser Adapter
- 57-58 Dichtung
- 59-65 Kolben
- 66 Windschutzscheiben
- 66-67 Bremsklötze
- 68-69 Chains, sprocket
- 70-73 CDI-Zündboxen,  
Zündspulen

# Ockelbo 600



**04-6000**

**HSB 54**

## New items



**43-27**  
Sprockets  
**8751-46293**  
27 teeth  
v. 1989-1997  
Lynx 5900,  
3900, 6900



**43-68** 600cc liquid cooled  
year.2002-05

Sprocket **Z=53** **8751-6114**  
Sprocket **Z=31** **8751-56156**  
Sprocket **Z=28** **8751-56206**



**43-32**  
Sprocket **8751-46042**  
32 teeth  
v. 1989-1996  
Lynx 5900, 3900, 6900

## 11-59 Drive shaft 5900

Fit 1986-1995 makes






**Lynx, Winha, Skidoo, Nordik 300, R, 377R**

|                |             |            |            |
|----------------|-------------|------------|------------|
| <b>04-2450</b> | 38 x 245 cm | B = 48 pcs | wheelbogie |
| <b>04-9755</b> | 38 x 290 cm | B = 58 pcs | wheelbogie |
| <b>04-3315</b> | 38 x 315 cm | B = 63 pcs | slidebogie |
| <b>04-3333</b> | 38 x 330 cm | B = 66 pcs | slidebogie |
| <b>04-3392</b> | 38 x 392 cm | B = 78 pcs | slidebogie |

**Ockelbo Lynx 320 ja 330 makes**

|                |             |            |            |
|----------------|-------------|------------|------------|
| <b>04-3375</b> | 38 x 375 cm | B = 75 pcs | wheelbogie |
| <b>04-3377</b> | 38 x 385 cm | B = 77 pcs | wheelbogie |

If **A** = 70 mm, replace the sprockets



**04-6370**

60 x 372 cm      B = 74 pcs

**Neu**

**Nordik 600 SL / SLE**



**A=50 mm**

**Lynx**

**Winha**

**04-5330**

50 x 330 cm

B = 66 pcs slidebogie

**04-5300**

50 x 330 cm

B = 66 pcs wheelbogie

**04-5370**

50 x 372 cm

B = 74 pcs wheelbogie

**04-5392**

50 x 392 cm

B = 78 pcs slidebogie

**Trapper**

**Nordik**

**04-5372**

50 x 372 cm

B = 74 pcs slidebogie

**04-5382**

50 x 382 cm

B = 76 pcs slidebogie



**04-6340**

60 x 340 cm

B = 67 pcs slidebogie

Lynx Finlandia, Winha 60

**04-6372**

60 x 372 cm

B = 74 pcs wheelbogie

Lynx 635, Ockelbo 6000, Trapper 6000

**04-6380**

60 x 382 cm

B = 76 pcs slidebogie

Lynx 650 S

**04-6390**


60 x 322 cm

B = 78 pcs wheelbogie

Lynx 635XL, Lynx 650

Snowmobile production at Camoplast facility located in Tampere, Finland is being transferred and phased out. Snowmobile production for current production snowmobiles is being transferred to Plattsburgh, NY USA. For snowmobile tracks produced from flat press tooling for aftermarket service parts, production will be phased out.


### Lynx 5900 how to replace a new model track



Cut the tubes

Weld the piece of tube between the tubes you cut.

The pieces are delivered with the track.




The weld has been done  
This snowmobile has round rear wheels. You can replace also rear sprockets, if they exist.

Esim. malleissa 250, 3900 on melko usein hammaspyörät

You must replace also drive sprocket. It is only possible if there is a hexa drive shaft.

**We prefer to use No Slip wheels**



**04-9002**




**Sokosti**

**04-9005**




# Utility



| Rip Saw Full clip Pitch 2,52" |       |        |     |
|-------------------------------|-------|--------|-----|
| Number                        | width | length | cam |
|                               | cm    | cm     | mm  |
| 04-9002                       | 50    | 396    | 32  |

| Rip Saw Full clip Pitch 2,86" |       |        |     |
|-------------------------------|-------|--------|-----|
| Number                        | width | length | cam |
|                               | cm    | cm     | mm  |
| 04-9089                       | 50    | 392    | 38  |




| Ice Tech |       |        |     |
|----------|-------|--------|-----|
| Number   | width | length | cam |
|          | cm    | cm     | mm  |
| 04-9008  | 50    | 396    | 32  |

Bearcat, Scandik WT. Lynx, Polaris, Yamaha Viking



| Explorer 25 mm Full clip |       |        |     |
|--------------------------|-------|--------|-----|
| Number                   | width | length | cam |
|                          | cm    | cm     | mm  |
| 04-9806                  | 38    | 396    | 25  |




| Explorer 19 mm full clip |       |        |     |
|--------------------------|-------|--------|-----|
| Number                   | width | length | cam |
|                          | cm    | cm     | mm  |
| 04-9011                  | 38    | 353    | 19  |


## Cam 19 mm, Elan, Safari, Lynx, Old models



| <b>Durasport 15 mm full clip</b> |           |            |           |
|----------------------------------|-----------|------------|-----------|
| Number                           | width     | length     | cam       |
|                                  | cm        | cm         | mm        |
| <b>04-9755</b>                   | <b>38</b> | <b>290</b> | <b>15</b> |
| <b>wheel boggie</b>              |           |            |           |
| <b>04-9756</b>                   | <b>38</b> | <b>290</b> | <b>15</b> |
| <b>slide suspension</b>          |           |            |           |



| <b>Hack Saw 25 mm full clip</b> |           |            |           |
|---------------------------------|-----------|------------|-----------|
| Number                          | width     | length     | cam       |
|                                 | cm        | cm         | mm        |
| <b>04-9009</b>                  | <b>38</b> | <b>307</b> | <b>25</b> |
| <b>04-9010</b>                  | <b>38</b> | <b>345</b> | <b>25</b> |



| <b>Challenger 25 mm 2/1 cleat</b> |           |            |           |
|-----------------------------------|-----------|------------|-----------|
| Number                            | width     | length     | cam       |
|                                   | cm        | cm         | mm        |
| <b>04-9793</b>                    | <b>38</b> | <b>307</b> | <b>25</b> |
| <b>04-9794</b>                    | <b>38</b> | <b>345</b> | <b>25</b> |



| <b>Durasport 25 mm full clip</b> |           |            |           |
|----------------------------------|-----------|------------|-----------|
| Number                           | width     | length     | cam       |
|                                  | cm        | cm         | mm        |
| <b>04-9753</b>                   | <b>38</b> | <b>307</b> | <b>25</b> |
| <b>04-9863</b>                   | <b>38</b> | <b>345</b> | <b>25</b> |

# Special Raupen



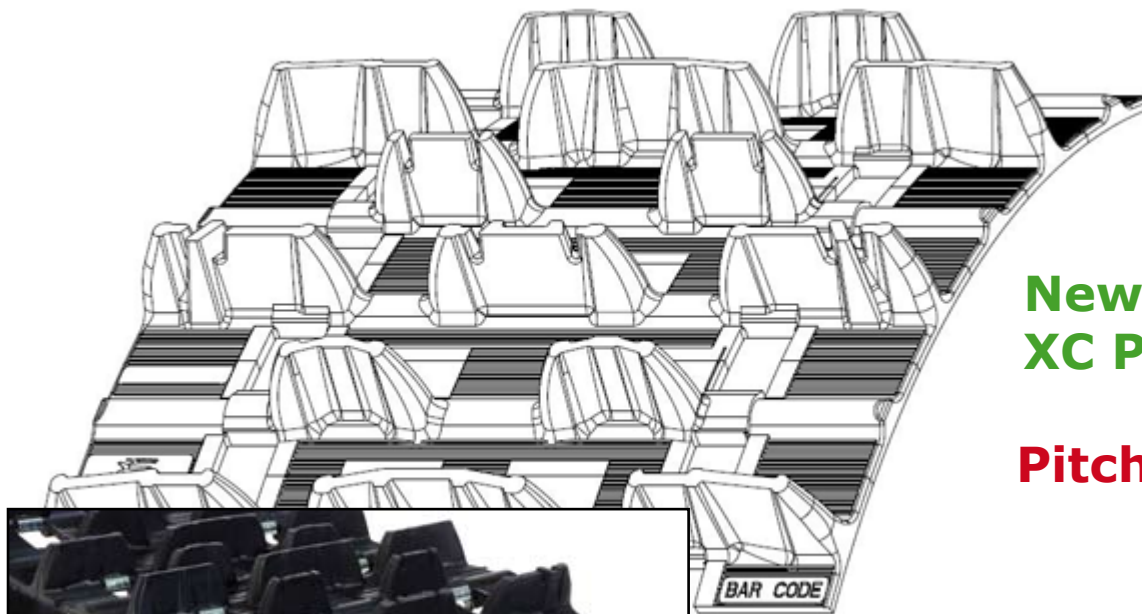
## Yamaha, Polaris

| Free ride 38 mm full clip |           |            |           |
|---------------------------|-----------|------------|-----------|
| Number                    | width     | length     | cam       |
|                           | cm        | cm         | mm        |
| <b>04-9033</b>            | <b>36</b> | <b>307</b> | <b>38</b> |



## Arctic Cat

| Hack Saw 25 mm full clip |             |            |           |
|--------------------------|-------------|------------|-----------|
| Number                   | width       | length     | cam       |
|                          | cm          | cm         | mm        |
| <b>04-9960</b>           | <b>34,3</b> | <b>325</b> | <b>25</b> |




**New  
XC Pro**

**Pitch 2,86"**



| XC Pro 44 mm full clip |           |            |           |
|------------------------|-----------|------------|-----------|
| Number                 | width     | length     | cam       |
|                        | cm        | cm         | mm        |
| <b>04-9169</b>         | <b>38</b> | <b>305</b> | <b>44</b> |


## Rip Saw profiles



**Pitch 2,52"**

### Rip Saw 32 mm

| Rip Saw 32 mm |                    |        |     |
|---------------|--------------------|--------|-----|
| Number        | width              | length | cam |
|               | cm                 | cm     | mm  |
| 04-9146       | 38                 | 307    | 32  |
| 04-9040       | 38                 | 325    | 32  |
| 04-9922       | 38                 | 345    | 32  |
| 04-9006       | 38                 | 365    | 32  |
| 04-9007       | 38                 | 385    | 32  |
| 04-9925       | 38                 | 403    | 32  |
| Special width |                    |        |     |
| 04-9021       | 40,5               | 345    | 32  |
| Pitch 2,86"   |                    |        |     |
| 04-9049       | 38                 | 305    | 32  |
| 04-9080       | 38                 | 348    | 32  |
| cleat         | full clip          |        |     |
| cleat         | every 3 rd, open   |        |     |
| cleat         | every 3 rd, closed |        |     |



### Ice Ripper, jako 2,52"

| Ice Ripper 32 mm cleat 2/1 |       |        |     |
|----------------------------|-------|--------|-----|
| Number                     | width | length | cam |
|                            | cm    | cm     | mm  |
| 04-9993                    | 38    | 307    | 32  |

### Ice Ripper , pitch 2,86"

| Ice Ripper 32 mm full clip |       |        |     |
|----------------------------|-------|--------|-----|
| Number                     | width | length | cam |
|                            | cm    | cm     | mm  |
| 04-9041                    | 38    | 305    | 32  |
| 04-9042                    | 38    | 345    | 32  |

### Rip Saw 38 mm



| Rip Saw 38 mm full clip |                  |        |     |
|-------------------------|------------------|--------|-----|
| Number                  | width            | length | cam |
|                         | cm               | cm     | mm  |
| 04-9112                 | 38               | 307    | 38  |
| 04-9045                 | 38               | 325    | 38  |
| 04-9113                 | 38               | 345    | 38  |
| cleat                   | every 3 rd, open |        |     |




| Cobra 34 mm fullclip pitch 2,52 |       |        |     |
|---------------------------------|-------|--------|-----|
| Number                          | width | length | cam |
|                                 | cm    | cm     | mm  |
| 04-9052                         | 38    | 307    | 34  |
| 04-9081                         | 38    | 325    | 34  |
| 04-9061                         | 38    | 345    | 34  |

| Cobra 34 mm fullclip pitch 2,86 |       |        |     |
|---------------------------------|-------|--------|-----|
| Number                          | width | length | cam |
|                                 | cm    | cm     | mm  |
| 04-9092                         | 38    | 305    | 34  |
| 04-9093                         | 38    | 348    | 34  |
| 04-9094                         | 38    | 370    | 34  |



| Sokosti 38 mm full clip |                  |        |     |
|-------------------------|------------------|--------|-----|
| Number                  | width            | length | cam |
|                         | cm               | cm     | mm  |
| 04-9003                 | 38               | 365    | 38  |
| 04-9004                 | 38               | 384    | 38  |
| 04-9005                 | 38               | 403    | 38  |
| cleat                   | every 3 rd, open |        |     |



| Intense 38 mm full clip        |       |        |       |
|--------------------------------|-------|--------|-------|
| Number                         | width | length | cam   |
|                                | cm    | cm     | mm    |
| 04-9930                        | 38    | 307    | 38    |
| <b>Note:</b> not soft compound |       |        |       |
| 04-9108                        | 38    | 345    | 38    |
| 04-9803                        | 38    | 345    | 38/3p |

**pitch 2,86"**



| Rip Saw 44 mm full clip |       |        |     |
|-------------------------|-------|--------|-----|
| Number                  | width | length | cam |
|                         | cm    | cm     | mm  |
| 04-9159                 | 38    | 305    | 38  |
| 04-9076                 | 38    | 348    | 38  |
| 04-9090                 | 38    | 305    | 44  |
| 04-9095                 | 38    | 305    | 44  |
| 04-9096                 | 38    | 348    | 44  |
| 04-9121                 | 38    | 370    | 44  |

## Back Country pitch 2,52" New design and new rubber compound




| Back Country 44 mm full clip |       |        |     |
|------------------------------|-------|--------|-----|
| Number                       | width | length | cam |
|                              | cm    | cm     | mm  |
| 04-9140                      | 38    | 307    | 44  |
| 04-9141                      | 38    | 325    | 44  |
| 04-9142                      | 38    | 345    | 44  |
| 04-9143                      | 38    | 365    | 44  |



## Pitch 2,86"


| Challenger 44 mm full clip |       |        |     |
|----------------------------|-------|--------|-----|
| Number                     | width | length | cam |
|                            | cm    | cm     | mm  |
| 04-9069                    | 40,5  | 305    | 44  |
| 04-9070                    | 40,5  | 348    | 44  |
| 04-9167                    | 40,5  | 370    | 44  |
| 04-9xxx                    | 40,5  | 392    | 51  |

## Pitch 2,86"



| Back Country X 44 mm full clip |       |        |     |
|--------------------------------|-------|--------|-----|
| Number                         | width | length | cam |
|                                | cm    | cm     | mm  |
| 04-9128                        | 38    | 305    | 44  |

## Pitch 2,86"




| Challenger 51 mm full clip |       |        |     |
|----------------------------|-------|--------|-----|
| Number                     | width | length | cam |
|                            | cm    | cm     | mm  |
| 04-9086                    | 38    | 348    | 51  |
| 04-9087                    | 38    | 370    | 51  |
| 04-9088                    | 38    | 391    | 51  |

## Pitch 2,86"



| Challenger 63 mm full clip |       |        |     |
|----------------------------|-------|--------|-----|
| Number                     | width | length | cam |
|                            | cm    | cm     | mm  |
| 04-9102                    | 40,5  | 394    | 63  |
| 04-9103                    | 40,5  | 414    | 63  |
| 04-9104                    | 38    | 394    | 63  |

## Challenger 51 mm full clip




| Challenger 51 mm full clip |       |        |     |
|----------------------------|-------|--------|-----|
| Number                     | width | length | cam |
|                            | cm    | cm     | mm  |
| 04-9798                    | 38    | 307    | 51  |
| 04-9797                    | 38    | 345    | 51  |
| 04-9875                    | 38    | 365    | 51  |
| 04-9876                    | 38    | 384    | 51  |
| 04-9884                    | 38    | 403    | 51  |
|                            |       |        |     |
| 04-9899                    | 40,5  | 365    | 51  |
| 04-9919                    | 40,5  | 384    | 51  |
| 04-9920                    | 40,5  | 403    | 51  |
| 04-9941                    | 40,5  | 403    | 57  |

## Pitch 2,52"



| Challenger 44 mm full clip |       |        |     |
|----------------------------|-------|--------|-----|
| Number                     | width | length | cam |
|                            | cm    | cm     | mm  |
| 04-9933                    | 40,5  | 345    | 44  |
| Challenger 59 mm full clip |       |        |     |
| 04-9099                    | 40,5  | 345    | 59  |

## Pitch 3,00"




| Challenger 57 mm full clip |       |        |     |
|----------------------------|-------|--------|-----|
| Number                     | width | length | cam |
|                            | cm    | cm     | mm  |
| 04-9984                    | 38    | 358    | 57  |



| Challenger 63 mm full clip |       |        |     |
|----------------------------|-------|--------|-----|
| Number                     | width | length | cam |
|                            | cm    | cm     | mm  |
| 04-9942                    | 38    | 365    | 63  |
| 04-9943                    | 38    | 411    | 63  |
| 04-9944                    | 40,5  | 411    | 63  |
| 04-9174                    | 38    | 388    | 63  |
| 04-9974                    | 38    | 396    | 63  |

## Pitch 2,52"

| Challenger 57 mm full clip |       |        |     |
|----------------------------|-------|--------|-----|
| Number                     | width | length | cam |
|                            | cm    | cm     | mm  |
| 04-9047                    | 36    | 384    | 57  |



## Pitch 2,86"

| Challenger Ext 63 mm full clip |       |        |     |
|--------------------------------|-------|--------|-----|
| Number                         | width | length | cam |
|                                | cm    | cm     | mm  |
| 04-9144                        | 40,5  | 371    | 63  |
| 04-9145                        | 38    | 371    | 63  |

| Challenger Ext 57 mm full clip |       |        |     |
|--------------------------------|-------|--------|-----|
| Number                         | width | length | cam |
|                                | cm    | cm     | mm  |
| 04-9064                        | 40,5  | 371    | 57  |
| 04-9065                        | 40,5  | 391    | 57  |
| 04-9066                        | 40,5  | 414    | 57  |



# Extendings

**04-3050**  
universal 12 cm



**04-3080**  
Yamaha 20 cm



**04-3040**  
universal 25 mm shaft  
20 cm



**04-3060**  
Yamaha 12 cm



**04-3300**  
Lynx 20 cm



**04-3070**  
To shorten Lynx G-type.  
320 cm long boggie made  
use track 307 cm long

**04-3000**



# Aluminium profiles



## 04-3001

chassie 400-420 mm  
length 600 mm

## 04-3003

chassie 415-430 mm  
length 600 mm

By using this profile, the chassie can be extended by max. 400 mm. Note, that you cannot attach a tow hook on this profile without appropriate brackets.

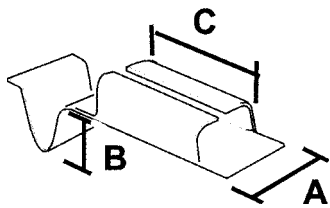


## 04-3002


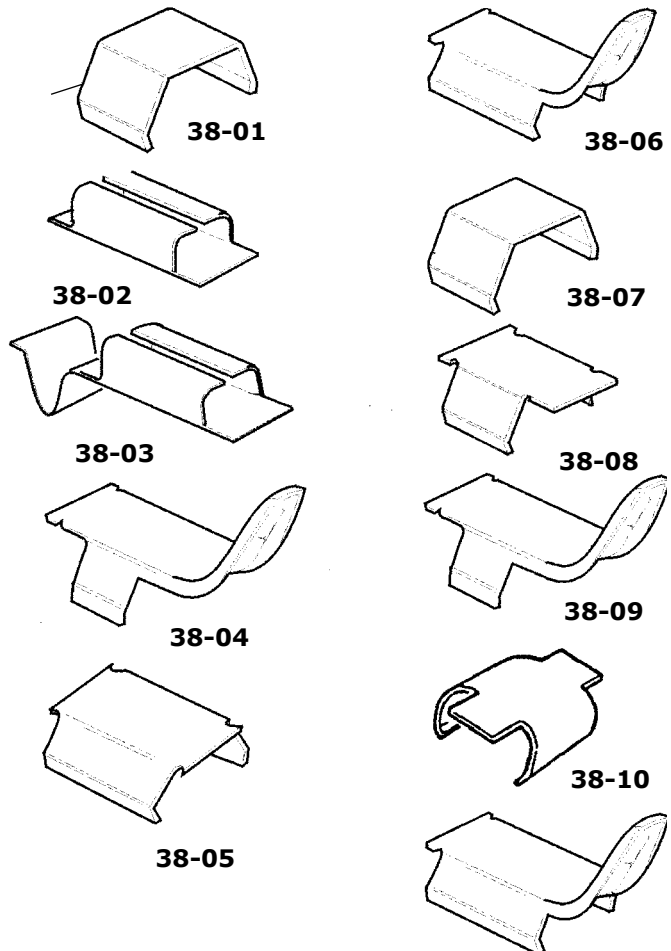
chassie 400-410 mm  
length 200 mm

By using this profile, the chassie can be extended by max. 150 mm.

### Cleat



| p/n   | A  | B  | C  |
|-------|----|----|----|
| 38-01 | 18 | -  | 30 |
| 38-02 | 21 | -  | 30 |
| 38-03 | 20 | 16 | 30 |
| 38-04 | 23 | 18 | 21 |
| 38-05 | 21 | -  | 38 |
| 38-06 | 22 | 19 | 38 |
| 38-07 | 21 | -  | 19 |
| 38-08 | 22 | -  | 20 |
| 38-09 | 19 | 14 | 25 |
| 38-10 | 19 | -  | 25 |
| 38-11 | 19 | 16 | 37 |



Track clip tool, bolt type  
It will fit the 1 1/2" clips and also the 1" clips with narrow insert

Part number: 38-100

# 04-9925 + 04-3000 = 403 cm

This old 345 cm track can be replaced with 403 cm Predator as shown on the picture below. Boggie has been extended, 180 mm idler wheels at the rear. 04-3000 extension kit will be delivered with all needed parts except screws and rivets.



365 cm



384 cm



## Lynx

04-9040 38 x 325 cm



Orig. track 320 cm  
or 330 cm long

Adjustment is long  
enough




**No Slip sprockets,**

**patent by Wahl Bros.**



21-08PO

| Number  | Tooth | Pitch | Outer dia | Shaft / mm | Bore         |
|---------|-------|-------|-----------|------------|--------------|
| 39-00   | 7     | 2,52" | 136 mm    | 25,0-27,0  | 24,0 mm      |
| 39-01   | 7     | 2,52" | 136 mm    | 27,0-29,0  | 26,0 mm      |
| 39-02   | 7     | 2,52" | 136 mm    | 32,0-34,0  | 31,0 mm      |
| 39-05   | 8     | 2,52" | 158 mm    | 25,0-27,0  | 24,0 mm      |
| 39-06   | 8     | 2,52" | 158 mm    | 32,0-34,0  | 31,0 mm      |
| 39-08   | 8     | 2,52" | 158 mm    | 27,0-29,0  | 26,0 mm      |
| 39-09   | 9     | 2,52" | 177 mm    | 27,0-29,0  | 26,0 mm      |
| 39-10   | 10    | 2,52" | 197 mm    | 27,0-29,0  | 26,0 mm      |
|         |       |       |           |            |              |
| 39-15   | 7     | 2,86" | 155 mm    | 25,0-27,0  | 24,0 mm      |
| 39-17   | 7     | 2,86" | 155 mm    | 27,0-29,0  | 26,0 mm      |
| 39-18   | 8     | 2,86" | 181 mm    | 27,0-29,0  | 26,0 mm      |
|         |       |       |           |            |              |
| 39-26   | 7     | 3,00" | 163 mm    | 32,0-34,0  | 31,0 mm      |
| 39-27   | 7     | 3,00" | 163 mm    | 27,0-29,0  | 26,0 mm      |
| 39-28   | 8     | 3,00" | 190 mm    | 27,0-29,0  | 26,0 mm      |
| 39-38   | 8     | 3,00" | 190 mm    | Tube shaft | Skidoo, Lynx |
| 21-08PO | 8     | 3,00" | 190 mm    | Tube shaft | Polaris      |



### Anti-Stab wheel kit

Stab wheel kit help to prevent track spearing by preventing the track from coming into contact with the tips of the suspension rails.

- 39-791 Center, 223 mm shaft  
Arctic Cat, Yamaha
- 39-793 Center, 220 mm shaft  
Skidoo, Polaris, Lynx

# Sprockets

| Number  | Tooth | Pitch | Bearing   | Note                       |
|---------|-------|-------|-----------|----------------------------|
| 20-5285 | 9     | 50 mm | 35-6205   | Ockelbo, width 25 mm       |
| 20-5286 | 9     | 50 mm | 35-6205   | Ockelbo, Trapper, width 30 |
| 20-5287 | 11    | 50 mm | 35-6205   | Lynx, Nordik 300           |
| 20-5288 | 10    | 50 mm | 35-6205   | Nordik PSS, 540, 550       |
| 20-5289 | 9     | 2,52" | 35-6205   | track 9806, 9925, 9005     |
| 37-00   | 9     | 50 mm | -         | Sprocket, width 22 mm      |
| 37-01   | 9     | 50 mm | -         | Sprocket, width 30 mm      |
| 37-03   | 11    | 50 mm | -         | Sprocket, width 30 mm      |
| 37-04   | 11    | 50 mm | hexa 27mm | Sprocket, width 30 mm      |
| 37-06   | -     | -     | -         | For wheel suspens 127 mm   |



37-03



37-04



20-5285, 20-5286



20-5287



20-5288



20-5289

## Sprockets



| Number  | Tooth | Pitch | External | Shaft / mm | Hexa        |
|---------|-------|-------|----------|------------|-------------|
| 21-07N  | 7     | 2,52" | 136 mm   | Square     | Square 21,0 |
| 21-07K  | 7     | 2,52" | 136 mm   | 25,0-27,0  | 24,0 mm     |
| 21-07G  | 7     | 2,52" | 136 mm   | 27,0-30,0  | 26,0 mm     |
| 21-08AC | 8     | 2,52" | 158 mm   | 25,0-28,0  | 24,0 mm     |
| 21-08LY | 8     | 2,52" | 158 mm   | 32,0-34,0  | 31,0 mm     |
| 21-09PO | 9     | 2,52" | 177 mm   | 25,0-28,0  | 24,0 mm     |
| 21-09LY | 9     | 2,52" | 177 mm   | 32,0-34,0  | 31,0 mm     |

# Idler wheels

| Number   | Diameter | Bearing   | Colour | Fit                     |
|----------|----------|-----------|--------|-------------------------|
| 20-108   | 108      | 35-620258 | black  | Skidoo, Lynx, Polaris   |
| 20-117   | 117      | 35-6205   | black  | Polaris                 |
| 20-127   | 127      | 35-620258 | black  | Lynx                    |
|          |          |           |        |                         |
| 20-130   | 130      | 35-6004   | black  | Yamaha                  |
| 20-133   | 133      | 35-6004   | black  | Lynx, Ockelbo           |
| 20-135   | 135      | 35-6205   | silver | Skidoo, Trapper, Nordik |
| 20-135F  | 135      | 35-6205   | silver | Full moon, Skidoo       |
|          |          |           |        |                         |
| 20-5350  | 135      | 35-6205   | silver | Polaris, inserts..      |
| 20-5630  | 143      | 35-6205   | black  | Arctic Cat              |
| 20-5630H | 143      | 35-6205   | silver | Arctic Cat              |
| 20-5630G | 143      | 35-6205   | green  | Arctic Cat              |
|          |          |           |        |                         |
| 20-155   | 155      | 35-6205   | black  | Skidoo, Trapper, Nordik |
| 20-6380H | 160      | 35-6205   | silver | Polaris, Arctic Cat     |
| 20-6375S | 160      | 35-6205   | blue   | Polaris, Arctic Cat     |
|          |          |           |        |                         |
| 20-165K  | 165      | 35-6205   | yellow | Lynx                    |
| 20-165P  | 165      | 35-6205   | red    | Lynx                    |
| 20-165H  | 165      | 35-6205   | silver | Lynx                    |
|          |          |           |        |                         |
| 20-180   | 180      | 35-6205   | silver | Lynx, 04-3000 flip      |
| 20-131   | 180      | 35-6204   | black  | Yamaha                  |











## Inserts

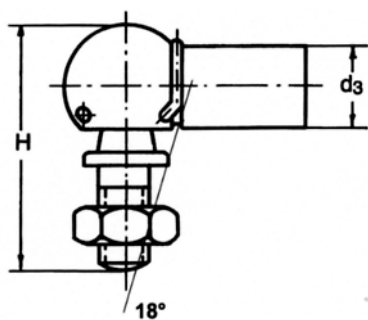
20-34 insert 3/4 " pair

20-58 insert 5/8 " pair



# Lager

| Number              | hole x od x width. | to use for  |   |
|---------------------|--------------------|---|---|
| 35-6201             | 12 x 32 x 10       |  |   |
| 35-6202             | 15 x 35 x 11       |   |   |
| 35-620258           | 15,875 x 35 x 11   |   |   |
| 35-6203             | 17 x 40 x 12       |   |   |
| 35-6204N            | 20 x 47 x 14       |   |   |
| 35-6303             | 17 x 47 x 14       |   |   |
| 35-6304             | 20 x 52 x 15       |  |   |
| 35-6205N            | 25 x 52 x 15       |   |   |
| 35-CB205            | 25 x 52 x 15       |   | cone  |
| 35-SC205T           | 25,4 x 52 x 15     | cone  |    |
| 35-6004             | 20 x 42 x 12       |   |   |
| 35-6005             | 25 x 47 x 12       |   |   |
| 35-6006             | 30 x 55 x 12       |   |   |
| 35-6008             | 40 x 68 x 15       |   |   |
| 35-6022             | 22 x 44 x 12       |   |    |
| 35-6228             | 28 x 58 x 16       |   |   |
| 35-SA205T           | 25,4 x 52 x 15     | spherical with collar   |    |
| 35-UC205            | 25 x 52 x 17       | with screw  |   |
| 35-UC205T           | 25,4 x 52 x 17     |   |  |
| 35-SB205            | 25 x 52 x 15       |   |   |
| 35-SB205T           | 25,4 x 52 x 15     |   |  |
| 35-AS205            | 25 x 52 x 15       | spherical, plain, yamaha drive shaft  |   |
| 35-RB205            | 25 x 52 x 15       | like UC 205, but plain, yamaha drive  |   |
| 35-3205             | 25 x 52 x 21       | 2-row, Lynx gearbox   |   |
| <b>rev bearings</b> |                    |   |   |
| 35-CB205            | 25 x 52 x 15       | drive shaft   |   |
| 35-62/28            | 28 x 58 x 16       | chaincase upper   |   |
| 35-62/28            | 28 x 58 x 16       | chaincase, lower  |   |
| 35-SA205T           | 25,4 x 52 x 15     | counter shaft   |   |
| <b>xp bearings</b>  |                    |   |   |
| 35-6205             | 25 x 52 x 15       | counter shaft   |   |
| 35-6010             | 50 x 80 x 16       | drive shaft   |   |
| 35-6010             | 50 x 80 x 16       | drive shaft, chaincase  |   |

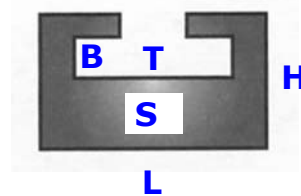
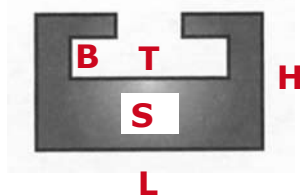



## Rod end


35-OAS16  
35-VAS16


Rod end M10 right  
Rod end M10 left


# Gleitschienen




| <b>Arctic Cat</b>   | Width L mm    |           | height H  | thickn S                         | B ,mm    | T ,mm     |
|---|---------------|-----------|-----------|----------------------------------|----------|-----------|
|  | <b>30</b>     |           | <b>20</b> | <b>9,5</b>                       | <b>5</b> | <b>19</b> |
|   | Number        | length cm | color     | Arctic Cat, all modela after -78 |          |           |
|   | <b>30-10</b>  | 140       | schwartz  |                                  |          |           |
|   | <b>30-610</b> | 140       | graphit   |                                  |          |           |
|   | <b>30-410</b> | 163       | orange    |                                  |          |           |
|   | <b>30-167</b> | 167       | schwartz  | Arctic Cat, Super Jag, Karibo    |          |           |

| <b>Skidoo, Lynx</b>   | Width L mm                  |           | height H  | thickn S                    | B ,mm    | T ,mm     |
|---|-----------------------------|-----------|-----------|-----------------------------|----------|-----------|
|  | <b>37,5</b>                 |           | <b>19</b> | <b>10</b>                   | <b>5</b> | <b>26</b> |
|   | Number                      | length cm | color     |                             |          |           |
|   | <b>30-01</b>                | 140       | schwartz  | Lynx, up tp G-type, and all |          |           |
|   | <b>30-601</b>               | 140       | graphit   | utility models              |          |           |
|   | <b>30-010</b>               | 163       | schwartz  | Skidoo old models up to -96 |          |           |
| <b>Trapper, Nordik</b>  | Trapper, Nordik-300,500,600 |           |           |                             |          |           |


| <b>Skidoo Nordik</b>  | Width L mm   |           | height H  | thickn S               | B ,mm    | T ,mm       |
|---|--------------|-----------|-----------|------------------------|----------|-------------|
|  | <b>37</b>    |           | <b>20</b> | <b>10</b>              | <b>7</b> | <b>24,5</b> |
|   | Number       | length cm | color     | Nordik 377 R, 540, 550 |          |             |
|   | <b>30-00</b> | 155       | weiss.    |                        |          |             |
|   |              |           |           |                        |          |             |
|   |              |           |           |                        |          |             |


| <b>Skidoo, Lynx</b>   | Width L mm    |           | height H  | thickn S                          | B ,mm      | T ,mm     |
|---|---------------|-----------|-----------|-----------------------------------|------------|-----------|
|  | <b>38</b>     |           | <b>17</b> | <b>9,5</b>                        | <b>4,5</b> | <b>22</b> |
|   | Number        | length cm | color     |                                   |            |           |
|   | <b>30-21</b>  | 140       | schwartz  | Lynx G-type-,                     |            |           |
|   | <b>30-621</b> | 140       | graphit   | Skidoo REV, RT & RF, SC4 suspens. |            |           |
|   | <b>30-210</b> | 163       | schwartz  |                                   |            |           |
|   | <b>30-321</b> | 140       | gelb      |                                   |            |           |


| <b>Skidoo, Lynx</b>   | Width L mm    |                                     | height H  | thickn S                          | B ,mm    | T ,mm     |
|---|---------------|-------------------------------------|-----------|-----------------------------------|----------|-----------|
|  | <b>38</b>     |                                     | <b>15</b> | <b>7</b>                          | <b>5</b> | <b>27</b> |
|   | Number        | length cm                           | color     | Formulat, GT mod., Mach1, Z, MXZ, |          |           |
|   | <b>30-260</b> | 140                                 | schwartz  | Legend, MX Rev, Summit, Renegade  |          |           |
|   | <b>30-360</b> | 140                                 | gelb      |                                   |          |           |
|   |               | Lynx 2009- RS 600, SC 4 suspension, |           |                                   |          |           |





# Gleitschienen


| <b>Polaris</b>  | Width L / L mm |           | height H | thickn S                          | B ,mm | T ,mm |
|---|----------------|-----------|----------|-----------------------------------|-------|-------|
|  | <b>31</b>      | <b>37</b> |          | <b>11</b>                         |       |       |
|   | Number         | length cm | color    |                                   |       |       |
|   | <b>30-15</b>   | 140       | schwartz | Up to 2000 all                    |       |       |
|   | <b>30-615</b>  | 140       | graphit  | XTRA 10, XTRA 12 narrow profile   |       |       |
|   | <b>30-150</b>  | 145       | schwartz |                                   |       |       |
| <b>note: dimensions</b>   | <b>30-618</b>  | 140       | graphit  | Polaris- Storm, XCR, wide profile |       |       |

| <b>Polaris</b>  | Width L mm    |           | height H / H            | thic. S / S                      | B / B        | T / T        |
|---|---------------|-----------|-------------------------|----------------------------------|--------------|--------------|
|  | <b>32</b>     |           | <b>19,5</b> <b>22,0</b> | <b>9 / 11</b>                    | <b>5 / 6</b> | <b>22/23</b> |
|   | Number        | length cm | color                   | Edgr RMK 03-05, Edge 2000-05,    |              |              |
|   | <b>30-23</b>  | 140       | schwartz                | 340 mallit -99-05, Lite 97-98    |              |              |
|   | <b>30-623</b> | 140       | graphit                 | Indy Sport -97-99,               |              |              |
|   | <b>30-230</b> | 167       | schwartz                | 2000-                            |              |              |
| <b>note: dimensions</b>   | <b>30-240</b> | 163       | schwartz                | gen II RMK, XC, M-10 , Indy Edge |              |              |


| <b>Yamaha</b>   | Width L mm    |           | height H | thickn S                 | B ,mm | T ,mm |
|---|---------------|-----------|----------|--------------------------|-------|-------|
|  | <b>30</b>     |           |          | <b>7</b>                 |       |       |
|   | Number        | length cm | color    | Phaser, Ovation, SRV, SS |       |       |
|   | <b>30-12</b>  | 140       | schwartz |                          |       |       |
|   | <b>30-612</b> | 140       | graphit  |                          |       |       |
|   |               |           |          |                          |       |       |

| <b>Yamaha</b>   | Width L mm    |           | height H  | thickn S                            | B ,mm    | T ,mm     |
|---|---------------|-----------|-----------|-------------------------------------|----------|-----------|
|  | <b>30</b>     |           | <b>15</b> | <b>7</b>                            | <b>5</b> | <b>24</b> |
|   | Number        | length cm | color     |                                     |          |           |
|   | <b>30-16</b>  | 140       | schwartz  | Viking, Exciter 87-90, Phaser 90-99 |          |           |
|   | <b>30-616</b> | 140       | gelb      | V-max 92-97,                        |          |           |
|   |               |           |           | V-max 500-600 94-96                 |          |           |


| <b>Yamaha</b>   | Width L mm    |           | height H  | thickn S            | B ,mm    | T ,mm     |
|---|---------------|-----------|-----------|---------------------|----------|-----------|
|  | <b>30</b>     |           | <b>18</b> | <b>10</b>           | <b>5</b> | <b>24</b> |
|   | Number        | length cm | color     |                     |          |           |
|   | <b>30-20</b>  | 140       | schwartz  | V-max 97-03,        |          |           |
|   | <b>30-200</b> | 145       | schwartz  | Mountain max 97-02  |          |           |
|   | <b>30-620</b> | 140       | graphit   | SX, SRX, SXR, 98-04 |          |           |

| <b>Yamaha</b>   | Width L mm    |           | height H  | thickn S                         | B ,mm    | T ,mm     |
|---|---------------|-----------|-----------|----------------------------------|----------|-----------|
|  | <b>34</b>     |           | <b>18</b> | <b>10</b>                        | <b>5</b> | <b>25</b> |
|   | Number        | length cm | color     |                                  |          |           |
|   | <b>30-625</b> | 145       | graphit   | RX1 models 2005- RS models 2005- |          |           |
|   |               |           |           | Apex, Attack 2006-               |          |           |
|   |               |           |           | Nytro 2006-                      |          |           |

## Start spring

|                |                                 |   |
|----------------|---------------------------------|---|
| <b>01-1560</b> | Rotax                           | 414 783 400   |
| <b>01-158</b>  | Rotax                           | 420 939 115   |
| <b>01-2080</b> | Arctic Cat<br>Polaris<br>Yamaha | 3001-077<br>308-3185<br>8YO-15713-00-00   |
| <b>01-2083</b> | Arctic Cat<br>Polaris           | 3002-921<br>308-3495  |
| <b>01-206</b>  | Sachs                           |  |
| <b>01-207</b>  | Kohler                          |   |

## Pawl kit Rotax



**01-154**

**01-153**

## Federn vorne / paar



**41-3281** 8,0mm mm. Lynx 250,3900

**41-3000** 9,0mm mm. Lynx 5900



**41-8797** 10mm mm. Ranger King  
538797, 538798

**41-8796** 9,0mm 538796, 538795



**41-1530** 9,0mm mm Lynx 5900,  
ring and hook

**40-4715** 8,5mm Nordik 500, 540, 550, 600



**40-CA** 8,0mm mm. Karibo, Arctic Cat

## Federn hinten / Superstark / Paar



**40-PZ** Yamaha Phazer 07-



**40-LT** Yamaha Mt. Lite

## Federn hinten / Superstark / Paar



**40-AC 11,5 MM**  
Arctic Cat the last models




**40-POLA 11,5 MM**  
8 turns  
Polaris, Skidoo, Lynx



**40-VI 12,0 MM**  
Yamaha Viking



**40-PO 11,5 MM**  
9 turns  
Polaris onward 1990



**40-EDGE 11,0 MM**  
Polaris EDGE



**40-POL 11,5 MM**  
Polaris up to 1989, with hook

## Federn hinten / normal / pair



**41-8805 Lynx Ranger**



**41-4175 Lynx 3900 S**



**40-4721 Nordik 500-600**



**41-1531 Lynx**



**41-4277 Lynx 10,0 MM**  
Right hand springs shown in the pictures.

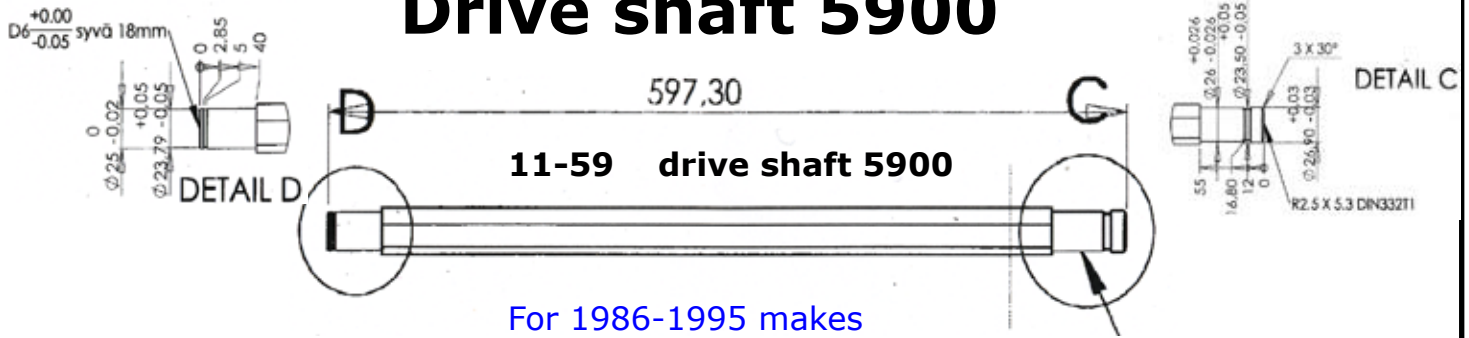


**41-4500 Lynx 9,0 MM**



**40-4716**

# Drive shaft 5900



## Rear shaft

|              |          |                             |
|--------------|----------|-----------------------------|
| <b>11-02</b> | 3450701  | Lynx 250, 360               |
| <b>11-03</b> | 3501775  | Lynx GLX, 5900, 650         |
| <b>11-04</b> | 3501911  | Lynx GLX, 5900, 650         |
| <b>11-08</b> | 5492814  | rear shaft Lynx 250         |
| <b>11-09</b> | 5493615  | rear shaft Lynx 5900        |
| <b>11-10</b> | 5496216  | rear shaft Lynx 360, 3900   |
| <b>11-11</b> | 05032390 | rear shaft Nordik 500, 540  |
| <b>11-12</b> | 05032389 | rear shaft Nordik 300, 377R |

## Counter shaft



|              |           |                   |
|--------------|-----------|-------------------|
| <b>11-20</b> | 5394111   | Lynx 250S, 3900S  |
| <b>11-21</b> | 5398073   | Lynx 360S, Ranger |
| <b>11-22</b> | 539990    | Fox -99           |
| <b>11-23</b> | 5146138   | Fox 00-           |
| <b>11-25</b> | 875138073 | Syncro            |

## Syncro sprockets



|                      |                   |
|----------------------|-------------------|
| <b>43-65</b>         | <b>from 1992</b>  |
| lower sprocket, wide | z=64 8751-55048   |
| sprocket, left       | z=33 8751-47643   |
| sprocket, right      | z=33 8751-47644   |
| <b>43-64</b>         | <b>up to 1992</b> |
| lower sprocket, wide | z=64 8751-55048   |
| sprocket, left       | z=31 8751-47202   |
| sprocket, right      | z=31 8751-47203   |

**New**



## Sisu gearbox gears

|              |                  |
|--------------|------------------|
| <b>43-66</b> | <b>1996-2003</b> |
| sprocket     | Z=55 8751-56048  |
| sprocket     | Z=31 8751-56049  |
| sprocket     | Z=28 8751-56050  |

# Gaskets



08-101

Rotax 377-447-503  
manifold

08-100

Rotax 377-447-503  
carburetor

08-102

Polaris  
manifold

## Repair kits ( MIKUNI )



08-103

Mikuni ( 07-187-05 )


08-104

Mikuni ( 07-187-11 )



03-7000

Primer pump



03-7311

In tank filter



# Throttle extension kit

03-5000 Throttle extension kit

20 cm



# Fuel pumps



31 l.

08-188



70 l.

08-200



08-187

# Hook



12-01



12-02 Skidoo



12-03 Polaris



12-04  
12-04XP

Skidoo  
Skidoo -09-

# Skis extra breit

design model

|              |           |        |             |
|--------------|-----------|--------|-------------|
| <b>31-01</b> | Width     | 250 mm | <b>8 mm</b> |
| <b>31-02</b> | Width     | 200 mm | <b>8 mm</b> |
| <b>31-03</b> | Width     | 230 mm | <b>8 mm</b> |
| <b>31-09</b> | Width     | 230 mm | <b>8 mm</b> |
| <b>31-00</b> | Alpine II |        | <b>8 mm</b> |
| <b>31-04</b> | Width     | 195 mm | <b>8 mm</b> |

**Polaris 08-**



**Only 70 cm soft snow.  
If the belly pan is not sliding  
on the snow, you will get sweaty.**



**31-09 Polaris 08- deep in the middle**



**31-01**

Vuotsolainen

**31-02**

Vuotsolainen



**31-04 Vuotsolainen for Pilot / RMK ski, design model  
width 195 mm, 8 mm**



**You can use 1, 2, or 3 carbide runners**



**31-04**

**31-04** Vuotsolainen for Pilot ski

**31-03 L / left**

230 mm

Vuotsolainen for Pilot ski

**31-03 R / right**

230 mm

Vuotsolainen for Pilot ski



**31-05 Yamaha Viking, with pre-holes**



**33-50**

**33-50** Narrow Pilotti ski



# Plastics for plastic skis



**33-10 Arctic Cat**



**33-30 Katamaran ski**



**33-40 Polaris**



**33-60- Skidoo / Lynx flex**



**33-20 Lynx CTRL  
not pre-drilled, multipurpose**



**33-50 Pilot, narrow model**



**33-70 Skidoo1996-**



**33-80 Yamaha SRX 1998-**

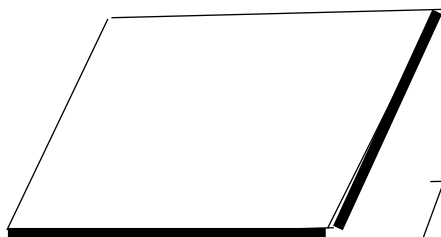


**33-90 Yamaha 2000 / Skidoo / Lynx**



**33-99 Yamaha RX-1**

**31-06 Bottom pan  
6 x 800 x 1000 mm**



**31-00-20 Alpine II**



**Plastic  
31-07  
31-08**

**8 x 150 x 3000  
8 x 150 x 2000**



# Plastic ski skins

# 8 mm HPDE.

|   |   |
|---|---|
| <br><b>32-01 Arctic Cat</b>          | <br><b>32-06 Arctic Cat</b>           |
| <br><b>32-00 Ockelbo</b>             | <br><b>32-11 Trapper, Nordik</b>      |
| <br><b>32-99 Safari, Scandic 380</b> | <br><b>32-21B Formula, Snowexpert</b> |





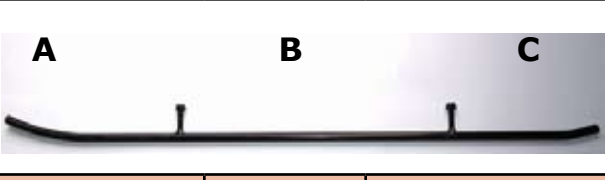

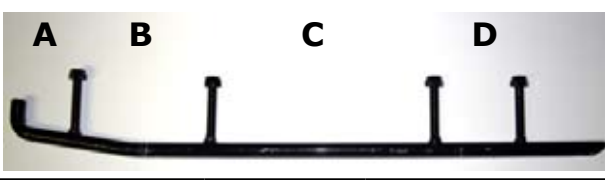
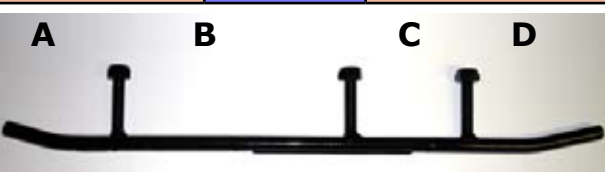










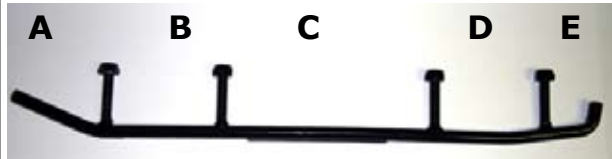
This ski needs normal runner **MM277** and Carbide **MM147**  
**Ski skin 33-90** fits nice this blow moulded Skidoo ski






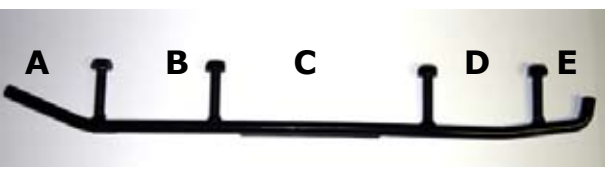

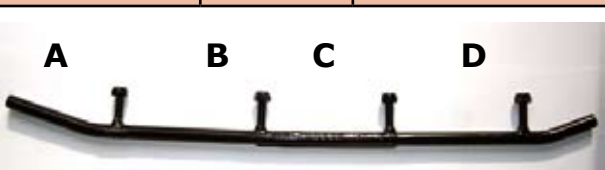
|  |   |
|--|---|
| <br><b>32-61 Lynx</b>                 | <br><b>32-41 Polaris 1993-</b>    |
| <br><b>32-51 Polaris -92, Ockelbo</b> | <br><b>32-81 Yamaha Viking</b>    |
| <br><b>32-88 Yamaha Phaser 98-</b>    | <br><b>32-91 Yamaha V-max 94-</b> |

# ARCTIC CAT

# Gleitstäbe










| Normal   | Racing | Carbide | L=length  | A   | B   | C   | D   | E |  |
|--|--------|---------|---|-----|-----|-----|-----|---|--|
| MM203  |        | MM169   | 772   | 386 | 386 | -   | -   | - |  |
|    |        |         | <b>AKTIV:</b> Alaska, Panther, Karibo 1984-1986, and also<br><b>ARCTIC CAT:</b> El Tigre 1980-84, Jag 1980-91,<br>Panther 1980-89, Super Jag 1987-92<br>Trail Cat 1980-81, Pantera 1980-85  |     |     |     |     |   |  |
| MM205  |        | MM170   | 776   | 343 | 433 | -   |     |   |  |
|    |        |         | Cheetah Tour 1987-91, Cougar 1987-91<br>El Tigre 1987-90, Jag AFS 1989-91<br>Manx 1991-, Pantera 1987-90<br>Panther 1990-91, Wild Cat 650 1988-90   |     |     |     |     |   |  |
| MM260  |        | MM133   | 787   | 260 | 108 | 249 | 162 |   |  |
|    |        |         | Ext Special 1992, Ext 580,Z 1993-94,<br>Jag Special, Z 1992, Prowler Spec. 1992-94<br>Wild Cat 700 EFI 1992-94, ZR 440 1993-95<br>ZR 580,700 1993-95, Thunder Cat 1996  |     |     |     |     |   |  |
| MM210  |        | MM173   | 610   | 356 | 127 | 114 |     |   |  |
|   |        |         | Bear Cat 340,440 1995-99, Cheetah Tour 1992-94<br>Cougar 1992-97, Ext, EFI 1992-93, Manx 1992-93<br>Jag AFS DL 1992-93, Prowler 2-UP 1992-94<br>Pantera 1992-97, Panther 1992-93, Prowler 1991-96<br>Thunder Cat 1993-95<br>Puma 1991-97, Wild Cat EFI 1992 |     |     |     |     |   |  |
| MM261  |        |         | 791   | 236 | 380 | 193 |     |   |  |
|  |        |         | El Tigre 1985-86<br>Cougar 1985-86<br>Cheetah 1986<br>Pantera 1986  |     |     |     |     |   |  |
| MM262  |        | MM157   | 469   | 57  | 114 | 178 | 114 |   |  |
|  |        |         | Plastic skis 1996-  |     |     |     |     |   |  |
| MM263  |        | MM158   | 469   | 57  | 114 | 178 | 70  |   |  |
|  |        |         | Plastic skis 2005-???   |     |     |     |     |   |  |
| <b>SLP ski</b>   |        |         | <b>SLP ski</b>  |     |     |     |     |   |  |
| MM290  | MM390  | MM190   | 470   | 89  | 179 | 90  | 112 |   |  |
|  |        |         | SLP ski<br>On the photos, the front of the runner is on<br>the left side, always.   |     |     |     |     |   |  |

| Normal   | Racing | Carbide      | L=Length  | A          | B          | C          | D          | E          |  |
|--|--------|--------------|---|------------|------------|------------|------------|------------|--|
| <b>MM242</b>   |        | <b>MM189</b> | <b>470</b>  | <b>170</b> | <b>235</b> | <b>65</b>  |            |            |  |
|    |        |              | Forest Fox 1999-, GL360, 250 1991-93, GL 2300 -90<br>GL 3300 1989-90, GL 3900, LTS 1991-92<br>GLS 3900 1989-90, GLX 5900, LTS 1991-93<br>GL Sport, LTS 1991-92, Ranger 1993 |            |            |            |            |            |  |
| <b>MM230</b>   |        | <b>MM187</b> | <b>550</b>  |            | <b>235</b> |            |            |            |  |
|    |        |              | GL 250. 250S 1986-89, GL 3900 1983-88<br>GL 5900 1983-90<br>535, 650 1983-87<br>640 1988  |            |            |            |            |            |  |
| <b>MM240</b>   |        | <b>MM188</b> | <b>450</b>  |            | <b>228</b> | <b>81</b>  |            |            |  |
|    |        |              | GLS 3300 1986-89, GLS 3500 F/C 1990-93<br>GLS 3600 L/C 1990-91, Cobra 1992-93<br>3800 Rave, Ultra,<br>Cobra Touring, Rave , Cobra Racing, Enduro 1993                       |            |            |            |            |            |  |
| <b>MM241</b>   |        |              | <b>450</b>  |            | <b>219</b> |            |            |            |  |
|   |        |              | 230, 250, 650 1989-93   |            |            |            |            |            |  |
| <b>MM265</b>   |        | <b>MM154</b> | <b>660</b>  | <b>215</b> | <b>110</b> | <b>114</b> | <b>80</b>  | <b>122</b> |  |
|  |        |              | G-type Rave 1997-99<br>Enduro 600   |            |            |            |            |            |  |
|  |        | <b>MM153</b> | <b>530</b>  | <b>120</b> |            | <b>115</b> | <b>110</b> | <b>80</b>  |  |
|  |        |              | G-type Racing 1998-<br>Sport XR 98  |            |            |            |            |            |  |
|  |        | <b>MM152</b> | <b>440</b>  | <b>130</b> | <b>228</b> | <b>77</b>  |            |            |  |
|  |        |              | G-type 1997-99<br>Enduro 500  |            |            |            |            |            |  |
| <b>MM250</b>   |        | <b>MM193</b> | <b>625</b>  | <b>321</b> | <b>241</b> | <b>63</b>  |            |            |  |
|  |        |              | Ranger short steel ski of Skidoo 2000-  |            |            |            |            |            |  |
| <b>MM279</b>   |        | <b>MM146</b> | <b>537</b>  | <b>90</b>  | <b>103</b> | <b>190</b> | <b>103</b> | <b>54</b>  |  |
|  |        |              | <b>FLEX</b> plastic ski 2000-<br>Fit also Skidoo  |            |            |            |            |            |  |

| Normal   | Racing | Carbide | L=Length   | A   | B   | C   | D   | E  |  |
|--|--------|---------|--|-----|-----|-----|-----|----|--|
| MM277  |        | MM147   | 400  | 87  | 177 | 75  | 60  |    |  |
|    |        |         | Plastic, <b>Camoplast</b> ski 2003-<br>Also for Skidoo and Polaris   |     |     |     |     |    |  |
| MM243  | MM386  | MM186   | 520  | 210 | 192 | 121 |     |    |  |
|    |        |         | <b>ADJ</b> ski, <b>CTRL</b> ski 2003-<br>The rear is bent for easier assembly of ski and plastic skis  |     |     |     |     |    |  |
| MM255  |        |         | 520  |     | 192 |     |     |    |  |
|    |        |         | ADJ ski with three bolts   |     |     |     |     |    |  |
| <b>SKI-DOO</b>   |        |         |  |     |     |     |     |    |  |
| MM274  |        | MM144   | 335  | 89  | 160 |     |     |    |  |
|   |        |         | <b>Pilotti</b> ski/ Skidoo, narrow and wide  |     |     |     |     |    |  |
| MM277  |        | MM147   | 400  | 87  | 177 | 75  | 60  |    |  |
|  |        |         | Plastic, <b>Camoplast</b> ski 2003-<br>Also for Skidoo and Polaris<br>Skandic 380-550 2003-  |     |     |     |     |    |  |
| MM279  |        | MM146   | 534  | 84  | 103 | 190 | 103 | 54 |  |
|  |        |         | Plastic ski <b>FLEX</b> 1997-<br>Also Lynx   |     |     |     |     |    |  |
|  |        | MM141   | 445  | 54  | 95  | 222 |     |    |  |
|  |        |         | Formula 583 1998<br>Formula III 600, 700 1997-99<br>Formula Mach I, Z 1997-99, Formula Z 1997-99<br>G-Touring 583, 670 1997-99, Summit 1997-99 |     |     |     |     |    |  |
|  |        | MM142   | 502  | 90  | 126 | 110 | 116 | 60 |  |
|  |        |         | MXZ 440, 583, 670 1996-99  |     |     |     |     |    |  |







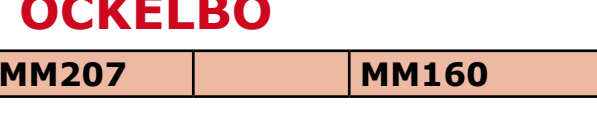


# SKI-DOO










# Gleitstäbe

| Normal  | Racing | Carbide      | L=Length                                       | A          | B          | C          | D          | E |  |
|---|--------|--------------|--|------------|------------|------------|------------|---|--|
|   |        | <b>MM143</b> | <b>495</b>                                     | <b>54</b>  | <b>120</b> | <b>196</b> | <b>115</b> |   |  |
|     |        |              | Formula III 1985-96, Formula Mach Z 1985-96    |            |            |            |            |   |  |
|   |        |              | Formula MXZ 1993-95, Formula Z 1994-96         |            |            |            |            |   |  |
|   |        |              | G-Touring 583, 670 1993-96                     |            |            |            |            |   |  |
|   |        |              | Summit 1994-96                                 |            |            |            |            |   |  |
| <b>MM229</b>  |        |              | <b>602</b>                                     | <b>248</b> | <b>176</b> |            |            |   |  |
|     |        |              | Formula SP DL 1985-86, Tundra 1985-97          |            |            |            |            |   |  |
|   |        |              | Safari 377, 447, 503 1984-88                   |            |            |            |            |   |  |
|   |        |              | Safari, Saga, Scout 1989-92                    |            |            |            |            |   |  |
|   |        |              | Skandic 377, 503 1986-87                       |            |            |            |            |   |  |
| <b>MM216</b>  |        | <b>MM163</b> | <b>602</b>                                     |            | <b>170</b> | <b>170</b> | <b>99</b>  |   |  |
|     |        |              | Formula Mach I 1989-94, Formula SS 1995-96     |            |            |            |            |   |  |
|   |        |              | Formula MX, XTC 1985-95                        |            |            |            |            |   |  |
|   |        |              | Formula Plus, XTC 1985-93                      |            |            |            |            |   |  |
|   |        |              | Formula ST, STX 1994-96, Grand Touring 470 -95 |            |            |            |            |   |  |
| Safari DL, 503 Rally 1993-94, Safari GLX, LCE, L 1990-94, Skandic II 377, 503 92-94 |        |              |  |            |            |            |            |   |  |
| <b>MM275</b>  |        | <b>MM145</b> | <b>545</b>                                     |            | <b>178</b> | <b>114</b> |            |   |  |
|    |        |              | Blizzard 1978-84, Nordik 1981-83               |            |            |            |            |   |  |
|   |        |              | Everest 1974-83, Olympique 1976-79             |            |            |            |            |   |  |
|   |        |              | Skandic 277, 377 1982-85                       |            |            |            |            |   |  |
|   |        |              | TNT 1973-78                                    |            |            |            |            |   |  |
| <b>MM215</b>  |        | <b>MM176</b> | <b>527</b>                                     | <b>238</b> | <b>177</b> | <b>112</b> |            |   |  |
|   |        |              | Safari Cheyenne 1989-91                        |            |            |            |            |   |  |
|   |        |              | Alpine II 1991-95                              |            |            |            |            |   |  |
| <b>MM211</b>  |        | <b>MM174</b> | <b>483</b>                                     | <b>162</b> | <b>178</b> |            |            |   |  |
|   |        |              | Citation 1980-91                               |            |            |            |            |   |  |
|   |        |              | Elan 1971                                      |            |            |            |            |   |  |
| <b>MM250</b>  |        | <b>MM193</b> | <b>625</b>                                     | <b>321</b> | <b>241</b> | <b>63</b>  |            |   |  |
|   |        |              | Formula 500, DL 1996-99                        |            |            |            |            |   |  |
|   |        |              | Formula 583 1996-99, Formula S, SL, SLS 95-99  |            |            |            |            |   |  |
|   |        |              | G-Touring 500 1996, Scandic 380, 500 1995-     |            |            |            |            |   |  |
| <b>TRAPPER, NORDIK</b>  |        |              |  |            |            |            |            |   |  |
| <b>MM215</b>  |        | <b>MM176</b> | <b>527</b>                                     | <b>238</b> | <b>177</b> | <b>112</b> |            |   |  |
|   |        |              | Nordik 300-377                                 |            |            |            |            |   |  |
|   |        |              | Nordik 500-600                                 |            |            |            |            |   |  |
|   |        |              | Nordik 540-600 SL                              |            |            |            |            |   |  |
| <b>MM227</b>  |        | <b>MM171</b> | <b>480</b>                                     | <b>250</b> | <b>148</b> | <b>82</b>  |            |   |  |
|   |        |              | Nordik 500 PSS,                                |            |            |            |            |   |  |
|   |        |              | Nordik 550                                     |            |            |            |            |   |  |

# POLARIS

# Gleitstäbe

| Normal   | Racing | Carbide | L=Length  | A   | B   | C   | D   | E |  |
|--|--------|---------|---|-----|-----|-----|-----|---|--|
| MM202  | MM348  | MM148   | 722   | 180 | 160 | 178 | 178 |   |  |
|    |        |         | <b>Plastic skis 2007-</b><br><b>Replaces original</b><br><b>MM348 racing runner</b>                 |     |     |     |     |   |  |
| MM270  |        | MM149   | 680   | 310 | 178 | 178 |     |   |  |
|    |        |         | Plastic skis 1997-<br>Indy RMK 700, Indy XC 400, Indy XCR 600 1997-<br>Indy Storm, Indy Ultra 1997- |     |     |     |     |   |  |
| MM206  |        | MM159   | 673   | 317 | 178 | 178 |     |   |  |
|    |        |         | All mod. 1988-98<br>All with steel skis 1998-99<br>Indy Sport 1987                                  |     |     |     |     |   |  |
| MM209  |        | MM177   | 813   | 317 | 178 | 255 |     |   |  |
|    |        |         | Indy 400, 600, Trail, Longtrack, Sprint<br>SS, Star, Startrack 1986-87                              |     |     |     |     |   |  |
| MM208  |        |         | 813   | 405 | 408 |     |     |   |  |
|   |        |         | All makes 1971-82<br>Indy 600, 400, Trail, Longtrack, Sport, SS,<br>Star, LT 1983-85                |     |     |     |     |   |  |
|  | MM398  |         |   |     |     |     |     |   |  |
|  |        |         | <b>Polaris Gripper ski</b>  |     |     |     |     |   |  |
| <b>OCKELBO</b>   |        |         |   |     |     |     |     |   |  |
| MM207  |        | MM160   | 800   | 395 | 405 |     |     |   |  |
|  |        |         | All mod. -1986<br><b>Ockelbo</b>  |     |     |     |     |   |  |
| MM228  |        | MM162   | 450   |     | 270 |     |     |   |  |
|  |        |         | All mod. 1987-<br><b>Ockelbo</b>  |     |     |     |     |   |  |
| <b>YAMAHA</b>  |        |         |   |     |     |     |     |   |  |
| MM219  |        |         | 578   | 57  | 184 | 311 |     |   |  |
|  |        |         | BR 250 1982-94<br>ET 250, 300, 340 1977-84<br>SR 540 1980-84<br>SRX 440 1976-80                     |     |     |     |     |   |  |

| Normal   | Racing | Carbide | L=Length                                  | A   | B   | C   | D   | E  |  |
|--|--------|---------|---|-----|-----|-----|-----|----|--|
| MM217  |        | MM138   | 621                                       | 60  | 174 | 268 |     |    |  |
|    |        |         | ET 340 1985-88                            |     |     |     |     |    |  |
| MM224  |        | MM164   | 635                                       | 216 | 292 | 101 |     |    |  |
|    |        |         | Exiter 570 1987-90                        |     |     |     |     |    |  |
|  |        |         | SR 540, V-MAX 540 1987-91                 |     |     |     |     |    |  |
| MM280  |        | MM137   | 768                                       |     | 140 | 360 |     |    |  |
|    |        |         | BR 250 T, TS 1984-98                      |     |     |     |     |    |  |
|  |        |         | ET 340 T, TR 1981-88                      |     |     |     |     |    |  |
|  |        |         | ET 400 T, TR 1989-91                      |     |     |     |     |    |  |
|  |        |         | EX 340, 440 1977-81                       |     |     |     |     |    |  |
| MM232  |        | MM166   | 663                                       | 57  | 183 | 210 | 101 |    |  |
|   |        |         | CS 340 1990-99, Exiter II 570, SX 1991-93 |     |     |     |     |    |  |
|  |        |         | Phazer II, E, ST 1984-99, SR 540 1985-86  |     |     |     |     |    |  |
|  |        |         | V-Max 540 1983-86, Viking II 540 1988-92  |     |     |     |     |    |  |
|  |        |         | XLV 540 1985-91                           |     |     |     |     |    |  |
| MM235  |        | MM175   | 604                                       |     | 181 | 210 |     |    |  |
|  |        |         | ET 410 TR 1992-99                         |     |     |     |     |    |  |
|  |        |         | Viking II 540 E 1993-99                   |     |     |     |     |    |  |
|  |        |         | Venture 480 1991-99                       |     |     |     |     |    |  |
| MM251  |        | MM194   | 608                                       | 159 | 90  | 185 | 90  |    |  |
|  |        |         | V-Max-4 1992-94                           |     |     |     |     |    |  |
|  |        |         | Venture 500,600,700 1995-96               |     |     |     |     |    |  |
|  |        |         | V-Max 500, 600, 700 1994-96               |     |     |     |     |    |  |
|  |        |         | V-Max 800 1995-97                         |     |     |     |     |    |  |
| MM281  |        | MM136   | 419                                       |     | 82  | 176 | 59  | 62 |  |
|  |        |         | V-max 500, 600, 700 1997-99               |     |     |     |     |    |  |
|  |        |         | Venture 500,600,700 1997-99               |     |     |     |     |    |  |
| MM282  |        | MM135   | 475                                       |     | 124 | 160 | 118 |    |  |
|  |        |         | SRX 600, 700 1998-                        |     |     |     |     |    |  |
| MM239  | MM339  | MM139   | 530                                       | 100 | 90  | 180 | 90  | 70 |  |
|  |        |         | RX, RX-1 2002-                            |     |     |     |     |    |  |

**Powerbloc 80**



Huoltovapaa kytkin nyt suuriin nestekoneisiin. Tässä kytkimessä ei ole kulumia holkkeja, vipuja tai muita osia, jotka voisivat käytössä kulua. Erittäin toimintavarma.

Kytkimeen voidaan asentaa alkuperäinen starttikehä. Kytkin toimitetaan valmiiksi kalibroituina

Kytkin sai Moottorikelkkalehden testeissä hyvän arvosanan. Samoin testiryhmän kelkoissa kytkin on toiminut moitteetta.

**Available in January 2008**

- Sämtliche Kalibrierungen sind auf den Seiten:  
[www.teolehtimaki.fi/Ersatzteilekatalog](http://www.teolehtimaki.fi/Ersatzteilekatalog)



# Skidoo & Lynx models

Rotax 699 3-cyl.

Rotax 693 2-cyl

Rotax 670 RAVE

Rotax 594 HO

Rotax 593 RAVE

Rotax 494 RAVE

Rotax 593 HO SDI

Rotax 493 RAVE

Rotax 453 RAVE

Rotax 4-tec V-810

**Part numbers:**

**15-81 Rotax models, big cone, 2005**

**15-82 Rotax models, big cone, -2004**

**With damper**

---

## Yamaha models

Yamaha 750 743 cc 92-94

Yamaha 700 698 cc 96-02

Yamaha 700 696 cc 97-01

Yamaha 600 598 cc 94-99

Yamaha 600 593 cc 99-02

Yamaha 500 494 cc 94-96

Yamaha 500 494 cc 97-01

All 4-stroke engines

4-stroke 998 cc RX1 2003-

4-t. 1049 cc. 3-syl. 130 hp

4-t. 973 cc. 3-syl. 120 hp

4-t. 499 cc. 2-syl. 80 hp

**Part numbers:**

**15-83 Yamaha models, normal cone**

**With damper**

# Polaris

700cc SDI / 700 HO

599cc HO SDI

593cc

599cc SDI

544cc NiCaSil

Also all other 488-700 cc

**Note: not for 4-stroke engines**

## Polaris cones:

Left, Fuji engine, ab. 28 mm long  
Right, USA engine, ab. 33 mm long

The clutch 15-84 fits all Polaris makes, also Fuji. The angle of cone is the same, it is longer.

Note: Fuji engineclutches does not fit to the engines of USA



## Part numbers:

**15-84 Polaris models, long cone, also for Fuji**

**You can use the original ring gear**

**With damper**

---

# Arctic Cat

698 3D 2-cyl. 140 hp 31 mm

599 3D 2-cyl. 114 hp 31 mm

658 cdi 3-cyl. 110 hp 4-stroke, 31 mm

594 APV 3-cyl. 120 hp

700 2-cyl. 115 hp

599 APV 2-cyl. 110 hp

580 2-cyl. 96 hp

565 2-cyl. 70 hp

497 APV 2-cyl. 97 hp

499 3D 2-cyl. 105 hp

499 3D 2-cyl. 80 hp

660 CDI 3-cyl. 53 hp 4-stroke

698 EFI 3-cyl. 45 hp 4-stroke

under 700 cc all are possible to calibrate

## Part numbers:

**15-85 Arctic Cat models, normal cone**

**15-86 Arctic Cat, BIG cone 2003 -**

**With damper**

# P50 Kupplung

Die Teilenummer ist blau

Sämtliche Kalibrierungen sind auf den Seiten:

[www.teolehtimaki.fi/Ersatzteilekatalog](http://www.teolehtimaki.fi/Ersatzteilekatalog)

Diese Seiten werden fortlaufend aktualisiert.



| Number | S4B   | P50 number | CVTech   | PTO  | Belt | x | Use   |
|--------|-------|------------|----------|------|------|---|-------|
| 15-01  | 6513B | 0403-0001  |          | 3,65 | 31,2 |   | 15-02 |
| 15-02  | 5913B | 0403-0002  |          | 2,50 | 31,7 |   | 15-02 |
| 15-03  |       | 0403-0003  | 15-0147C | 8,77 | 34,8 | 8 | 15-03 |
| 15-04  |       | 0403-0004  | 15-0148C | 8,77 | 34,8 | 8 | 15-04 |
| 15-05  | 0513B | 0403-0005  |          | 11,5 | 33,3 | 6 | 15-05 |
| 15-06  | 8113B | 0403-0006  | 15-0149C | 6    | 34,9 |   | 15-06 |
| 15-07  | 5413B | 0403-0007  |          | 7,5  | 34,9 |   | 15-06 |
| 15-09  | 9513B | 0403-0009  |          | 11,5 | 34,9 | 6 | 15-09 |
| 15-10  | 9713B | 0403-0010  |          | 5    | 33,3 |   | 15-10 |
| 15-11  | 9213B | 0403-0011  | 15-0151C | 1,5  | 34,9 |   | 15-11 |
| 15-18  | 9113B | 0403-0018  | flange   | 4,99 | 34,9 |   | 15-18 |
| 15-19  | 9613B | 0403-0019  |          | 8,58 | 34,9 | 6 | 15-19 |
| 15-20  |       | 0403-0020  |          | 8,77 | 34,8 | 8 | 15-03 |
| 15-21  | 9313B | 0403-0021  | flange   | 0,06 | 34,9 |   | 15-21 |
| 15-22  | 3113B | 0403-0022  | flange   | 0,06 | 32,7 |   | 15-22 |

X = screw for ring gear, 6 mm or 8 mm



19-100



19-120



18-170  
18-171  
18-140  
17-112  
18-160

screw  
Polaris screw  
shim  
nut  
shim



19-050



16-08



16-07



17-040 Cap



19-030



## P50 Federn

| Number       | CVTech    | N min /<br>72 mm | N max /<br>45 mm   | Length<br>mm     | A dia.<br>mm       | Note       |
|--------------|-----------|------------------|--------------------|------------------|--------------------|------------|
| <b>15-52</b> | 0151-0002 | 618 / <b>637</b> | 1050 / <b>1115</b> | 110 / <b>108</b> | 5,26 / <b>5,50</b> | <b>+ 1</b> |
| <b>15-51</b> | 0151-0003 | 730 / <b>730</b> | 987 / <b>1056</b>  | 158 / <b>132</b> | 4,88 / <b>5,50</b> | <b>+ 1</b> |
| <b>15-55</b> | 0151-0004 | 728 / <b>708</b> | 1110 / <b>1056</b> | 134 / <b>127</b> | 5,26 / <b>5,50</b> |            |
| <b>15-53</b> | 0151-0006 | 500 / <b>499</b> | 1070 / <b>1142</b> | 095 / <b>93</b>  | 5,71 / <b>6,00</b> |            |
| <b>15-54</b> | 0451-1118 | 500 / <b>501</b> | 700 / <b>832</b>   | 148 / <b>114</b> | 4,50 / <b>5,50</b> | <b>+ 1</b> |
| <b>15-55</b> | 0451-1129 | 700 / <b>708</b> | 1100 / <b>1056</b> | 123 / <b>127</b> | 5,26 / <b>5,50</b> |            |
| <b>15-56</b> | 0451-1137 | 595 / <b>604</b> | 852 / <b>929</b>   | 135 / <b>122</b> | 4,88 / <b>5,50</b> | <b>+ 1</b> |

When the engine is running at full RPM, the spring rating is somewhat higher on the **Blue Spring** than the spring rating of the CVTech spring. The calibration can be adjusted by adding one shim into each block. Remember that one shim corresponds to 100 RPMs.

If the engagement RPM differs from the rated RPM of the motor, always check the spring adjustment and the alignment of the powerline.

## P80 Federn

| Number       |                  | N min/ 72 mm | N max / 45 mm | Length | A dia. |
|--------------|------------------|--------------|---------------|--------|--------|
| <b>15-91</b> | <b>0451-1135</b> | 900          | 1300          | 138,0  | 5,50   |
| <b>15-92</b> | <b>0451-1136</b> | 900          | 1600          | 109,0  | 6,00   |
| <b>15-93</b> | <b>0451-1132</b> | 810          | 1150          | 143,0  | 5,50   |
| <b>15-94</b> | <b>0451-1134</b> | 742          | 1612          | 95,0   | 6,00   |
| <b>15-95</b> | <b>0451-1109</b> | 300          | 1100          | 82,0   | 6,00   |
| <b>15-96</b> | <b>0451-1114</b> | 400          | 900           | 95,0   | 5,50   |
| <b>15-97</b> | <b>0451-1133</b> | 800          | 1300          | 121,0  | 5,50   |
| <b>15-98</b> | <b>0451-1113</b> | 400          | 700           | 111,0  | 4,90   |
| <b>15-99</b> | <b>0451-1128</b> | 700          | 900           | 176,0  | 4,75   |

## ALT Federn

| Number       | CVTech    | length mm | min. kg | max. kg |
|--------------|-----------|-----------|---------|---------|
| 19-12        | X-5243212 | 70        | 11      | 171     |
| 19-02        | X-5243300 | 76        | 43      | 182     |
| 19-01        | X-5243302 | 79        | 53      | 192     |
| 19-03        | X-5243304 | 83        | 69      | 209     |
| 19-04        | X-5243306 | 86        | 85      | 211     |
| 19-05        | X-5243308 | 89        | 94      | 213     |
| 19-06        | X-5243310 | 92        | 104     | 216     |
| 19-07        | X-5218212 | 70        | 7       | 114     |
| 19-08        | X-5218214 | 73        | 19      | 121     |
| <b>16-20</b> | X-5218300 | 76        | 30      | 127     |



**Puller for  
P50, P80, TRA  
Part number: 18-212**

## ALT-Kupplung



**15-1213A**



**15-0513A**



**15-2913A**



**15-3113A**



**15-1713A**

| Arctic Cat       |         | p/n  | spring | shims | weight |
|------------------|---------|------|--------|-------|--------|
| All models       | 1970-80 | 1213 | ask    | ask   |        |
| Jag 4000         | 1981    | 1213 | 3      | 10    |        |
| Pantera 5000     | 1977-81 | 1213 | 3      | 12    |        |
| Panther 4000     | 1977-81 | 1213 | 3      | 9     |        |
| El Tigre 5000    | 1978-80 | 1213 | 3      | 12    |        |
| Trail Cat 4000   | 1980-81 | 1213 | 3      | 10    |        |
| <b>Ski-Doo</b>   |         |      |        |       |        |
| Alpine640        | 1969-75 | 0913 | 3      |       | 150    |
| Alpine640        | 1975-82 | 0613 | 3      |       | 150    |
| Citation 4500/SS | 1980-83 | 0513 | 1      | 9     |        |
| Citation LS/E    | 1985-91 | 3913 | 1      | 12    |        |
| Elan 250/247cc   | 1971-96 | 1013 | 1      | 12    |        |
| Elan 248-294 cc  | 1973-79 | 1013 | 1      | 4     |        |
| Elite 464 cc     | 1975-79 | 0513 | 1      | 12    |        |
| Everest TNT      | 1975-79 | 0513 | 1      | 4     |        |
| Everest 444/464  | 1978-83 | 0513 | 1      | 12    |        |
| Everest 500      | 1980-83 | 0513 | 1      | 9     |        |
| Olympic mod      | 1969-75 | 1013 | ask    | ask   | ask    |
| Skandic 277      | 1983    | 3913 | 2      | 6     |        |
| Scandic 377 / R  | 1982-87 | 0513 | 1      | 9     |        |
| Tundra LT / LTS  | 1985-92 | 3913 | 1      | 12    |        |
| Skidoo models    | 1965-80 | kysy | ask    | kysy  | ask    |
| <b>Polaris</b>   |         |      |        |       |        |
| Polaris models   | 1970-80 | 2815 | ask    | ask   | ask    |
| Star, L/T        | 1983-87 | 2815 | 1      | 4     |        |
| <b>Yamaha</b>    |         |      |        |       |        |
| BR 250           | 1982-84 | 2913 | 1      | 13    |        |
| BR 250 TS, T, LT | 1984-01 | 3113 | 1      | 12    |        |
| ET 250           | 1977-81 | 1713 | 1      | 4     |        |
| ET 300           | 1979-84 | 2913 | 1      | 4     |        |
| ET 340E, T, TR   | 1978-88 | 2913 | 1      | 6     |        |
| ET 400T, TR      | 1989-91 | 2913 | 1      | 11    |        |
| EC 340 338 cc    | 1981-88 | 2913 | 1      | 6     |        |
| EC 540 535 cc    | 1979-82 | 2913 | 1      | 12    |        |
| EX 340 338 cc    | 1976-78 | 2913 | 1      | 6     |        |
| EX 440 433 cc    | 1976-81 | 2913 | 1      | 13    |        |
| Phazer 433 cc    | 1984-89 | 3113 | 1      | 13    |        |
| SRV 540          | 1984-91 | 3113 | 1      | 12    |        |
| SRX 440          | 1976-80 | 3113 | 1      | 13    |        |
| SS 440           | 1980-85 | 3113 | 4      | 13    |        |
| STX 340          | 1976-77 | 2913 | 1      | 6     |        |
| STX 440          | 1976-77 | 2913 | 1      | 13    |        |
| XLV 540          | 1985-90 | 3113 | 1      | 12    |        |
| <b>Motoski</b>   |         |      |        |       |        |
| Motoski          | 1973-80 | ask  | ask    | ask   | ask    |
| Futura 400, E    | 1977-79 | 0513 | 3      | 8     |        |
| Futura 444, LC   | 1978-79 | 0513 | 3      | 7     |        |
| Futura 464, RV   | 1980-83 | 0513 | 3      | 10    |        |
| Futura 500       | 1980-83 | 0513 | 3      | 10    |        |
| Mirage 1.        | 1980-83 | 0513 | 2      | 10    |        |

# ALT-Kupplung



**15-3913A**



**16-11**



**16-06**



**16-09**



**16-08**



**16-07**



**16-02**



**16-16**



**17-200**

| Lynx            |         | p/n           | spring | shims | weight |
|-----------------|---------|---------------|--------|-------|--------|
| L 320 295 cc    | 197?-80 | 1213A         | 1      | 9     |        |
| L 520 295 cc    | 197?-83 | 1213A         | 1      |       | 60     |
| L 330 340 cc    | 197?-80 | 1213A         | 1      | 8     |        |
| L 535 440 cc    | 197?-79 | 1213A         | 1      |       | 60     |
| L 635 440 cc    | 197?-79 | 1213A         | 1      |       | 90     |
| GLX 503 cc      | 1981-82 | 1213A         | 1      |       | 60     |
| GLX / 5900      | 1984-93 | 0513A         | 1      |       | 60     |
| L 535 503 cc    | 1981-83 | 1213A         | 1      |       | 60     |
| L 535 503 cc    | 1984-87 | 0513A         | 1      |       | 60     |
| L 635 / XL      | 1981-83 | 1213A         | 1      |       | 90     |
| GL 3300 377 cc  | 1982    | 0513A         | 2      | 12    |        |
| GL 3900 377 cc  | 1982-91 | 0513A         | 2      | 12    |        |
| L 650 503 cc    | 1982-92 | 0513A         | 1      |       | 90     |
| L 250, S 253 cc | 1985-91 | 0513A         | 2      | 6     |        |
| GL 3300 S 503 c | 1984-89 | 0513A         | 1      | 7     |        |
| GL 3300 377 cc  | 1989-90 | 0513A         | 1      | 12    |        |
| <b>Ockelbo</b>  |         |               |        |       |        |
| Oc 300          | 1978-80 | 3113A         | 2      | 14    |        |
| Oc 600-1        | 1978-80 | 3113A         | 2      | 14    |        |
| Oc 600-2        | 1979-81 | 0513A         | 2      |       | 60     |
| Oc 8000         | 1980-88 | 0513A         | 2      |       | 90     |
| Oc 6000         | 1980-88 | 0513A         | 2      |       | 60     |
| Oc Poro         | 1983-85 | 0513A         | 2      | 6     |        |
| Oc 4000         | 1982-83 | 0513A         | 2      | 7     |        |
| Oc 5000         | 1983-88 | 0513A         | 2      |       | 60     |
| Oc 3500         | 1986-88 | 0513A         | 2      | 6     |        |
| Oc 4500         | 1986-88 | 0513A         | 2      |       | 60     |
| Fighter         | 1988    | 0513A         | 2      | 10    |        |
| <b>Trapper</b>  |         | <b>Nordik</b> |        |       |        |
| Trapper 5000    | 1984-   | 0513A         | 1      | 10    |        |
| Trapper 6000    | 1984-   | 0513A         | 1      |       | 90     |
| Nordik 300, R   | 1988-   | 3913A         | 1      | 10    |        |
| <b>Aktiv</b>    |         |               |        |       |        |
| Aktiv models    | 1976-82 | 1213A         | ask    | ask   | ask    |
| Aktiv models    | 1983-   | 0513A         | ask    | ask   | ask    |
| <b>Terri 30</b> |         |               |        |       |        |
| Terri           | 1975-   | 0513A         | 5      |       |        |

## spring

- 1= 19-01
- 2= 19-02
- 3= 19-03
- 4= 19-04
- 5= 19-05

## Clutch

- 0513A= 15-0513A
- 0613A= 15-0613A
- 0913A= 15-0913A
- 1013A= 15-1013A
- 1713A= 15-1713A
- 2913A= 15-2913A
- 3113A= 15-3113A
- 3913A= 15-3913A
- 5013A= 15-5013A **new**



**spring 1-5**

# S4B -Kupplung



**15-0513B**  
**15-3113B**  
**15-6513B**  
**15-9513B**  
**15-9713B**



**18-130**



**18-030**



**18-100**



**17-050**



**17-051**



**18-060**  
**18-090**



**18-120**



**17-090**



**16-07**



**16-08**

## Spare parts, driven pulley



**14-16**  
**cam**



**14-10**  
**shim**



**length 39 mm**  
**dia 38 mm**  
**outer d. 44,5 mm**

**14-08**  
**bearing**



**14-15**  
**cam 14- models**

|                 |         |       |        |        |
|-----------------|---------|-------|--------|--------|
| <b>Ski-Doo</b>  |         | S4B   | CVtech | spring |
| SS 25           | 1984    | 0513B | 15-05  | ask    |
| Safari 377      | 1984-88 | 0513B | 15-05  | ask    |
| Safari L, LE    | 1990-92 | 0513B | 15-05  | ask    |
| Scout, Saga     | 1989-92 | 0513B | 15-05  | ask    |
| Tundra 2, LT    | 1993-97 | 9713B |        | ask    |
| <b>Polaris</b>  |         |       |        |        |
| Lite GT,Deluxe  | 1991-98 | 6513B | 15-02  | ask    |
| Sport GT        | 1991-92 | 6513B | 15-02  | ask    |
| Starlite, GT    | 1991-93 | 6513B | 15-02  | ask    |
| Sport touring   | 1993-96 | 6513B | 15-02  | ask    |
| <b>Yamaha</b>   |         |       |        |        |
| SR540           | 1981-87 | 3113B |        | ask    |
| Viking 540      | 1988-92 | 3113B |        | ask    |
| Exciter 570     | 1987-90 | 3113B |        | ask    |
| Viking 2 540 cc | 1992-93 | 3113B |        | ask    |
| <b>Lynx</b>     |         |       |        |        |
| GLS 3300        | 1987-89 | 0513B | 15-05  | ask    |
| GLS 3500        | 1990-91 | 0513B | 15-05  | ask    |
| GLS 3600        | 1990-91 | 0513B | 15-05  | ask    |
| GLS 3800        | 1990-91 | 0513B | 15-05  | ask    |
| L 5900 503 cc   | 1983-93 | 0513B | 15-05  | ask    |
| L Forest Fox    | 1993-99 | 9513B |        | ask    |

# Driven pulley

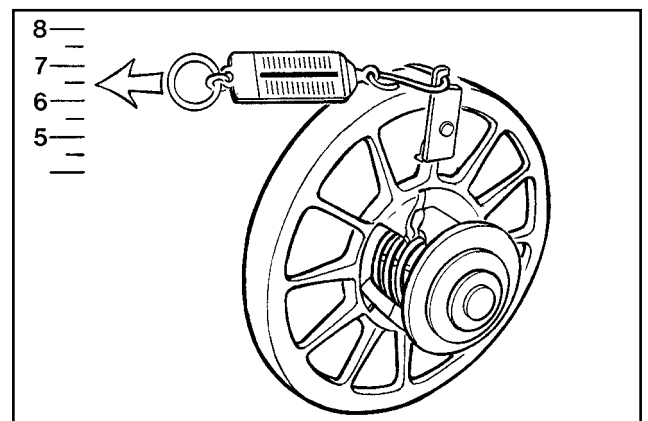
| Number                                    | key way | shaft | year    | CV Tech   |
|---|---------|-------|---------|-----------|
| <b>14-00</b>                              | 8,0     | 25,0  |         | 6000-0024 |
| Ockelbo, Trapper, belt 1049               |         |       |         |           |
| <b>14-01</b>                              | 5,0     | 22,2  | all     | 6000-0038 |
| Terri 30                                  |         |       |         |           |
| <b>14-02</b>                              |         |       | 1993-96 | SNOB-0001 |
| Lynx makes 1993-96                        |         |       |         |           |
| <b>14-03</b>                              | 6,0     | 22,2  | 1983-92 | 6000-0028 |
| Lynx, replaces steel driven, all makes    |         |       |         |           |
| <b>14-04</b>                              |         |       | 1999-07 | 6000-0032 |
| Lynx 5900 FC, Lynx 6900 FC , Lynx 600 SUV |         |       |         |           |
| Corresponding Skidoo makes also           |         |       |         |           |
| <b>14-05</b>                              |         |       | 2004-05 | 6000-0033 |
| Lynx SUV 600 LC ja Lynx WT6 00 LC 04-05   |         |       |         |           |
| Lynx WT 600 LC 2001-03                    |         |       |         |           |
| Lynx WT 500 LC 1999-00                    |         |       |         |           |
| Corresponding Skidoo makes also           |         |       |         |           |
| <b>14-06</b>                              |         |       | 2004-07 | 6000-0021 |
| Lynx Exp. V1000 04-06, Ly Yeti V800 06-07 |         |       |         |           |
| Lynx 600 SUV, Rotax 593 2005-07           |         |       |         |           |
| Corresponding Skidoo makes also           |         |       |         |           |



## Adjusting

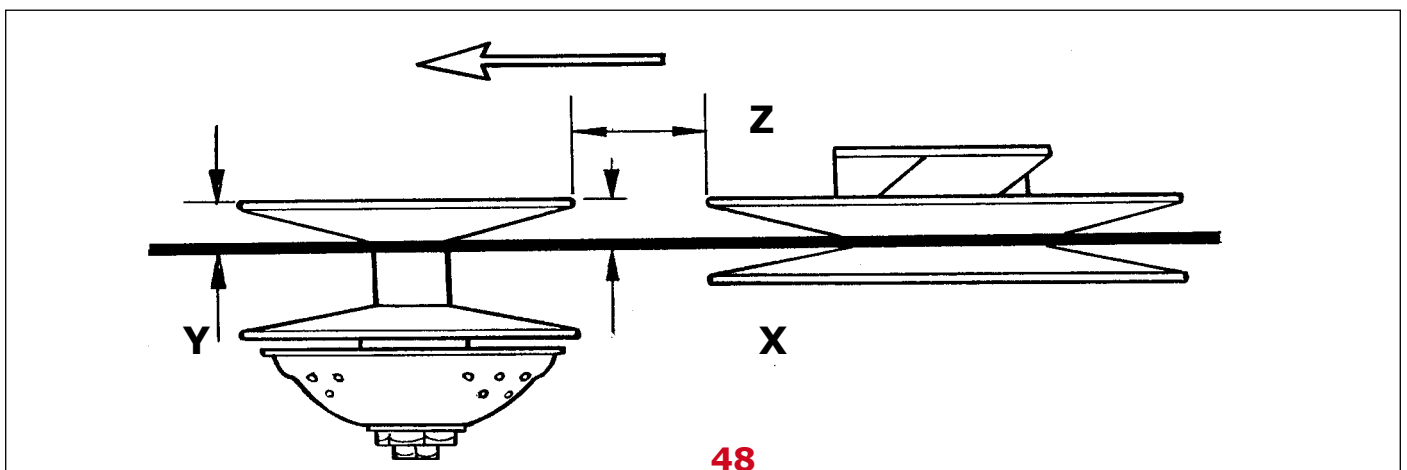
Whenever you install a new clutch or repair the old one, always remember to check the tension and condition of the drive pulley spring.

Very often the spring is weak and unable to perform properly. If the spring in the drive pulley is weak, it allows the clutch to shift too early and causes the engine to run inefficiently. When replacing or tightening the spring, always use clean parts and do not use grease.



## Powerline

Check the powerline with 12 mm thick iron bar. If there is no rubber stopper to stop the engine turning when using the throttle, then **Y** must be 1,0 - 1,5 mm bigger than **X**. Note also that due to a smaller clutch, the distance **Z** in your service manual does not exist. It is something else, but the difference is acceptable.





# Arctic Cat

# Kurbelwellenlager

| <b>2-CYL F/C</b>                    | MGT             | CENTER                                | PTO                     |
|-------------------------------------|-----------------|---------------------------------------|-------------------------|
| 340 F/C inj.                        | DG2555          | DG2555                                | 83519 x 83519           |
| 440 F/C 1980-97                     | 83519           | 83519 x 83519-D                       | 83519 x 83519           |
| 440 F/C 1988-00                     | 83519           | 83519 x 83519-D                       | 83519 x 83519           |
| 500 F/C                             | 83519 x 83519   | 83519 x 83519-D                       | 83519 x 83519           |
| 570 F/C                             | 6306YR13LT2     | 6306YR13LT2 x<br>6306YR13NSL71        | OEM                     |
| <b>2-CYL L/C</b>                    |                 |                                       |                         |
| 440 L/C                             | 83519 x 83519   | 83519 x 83519-D                       | 35NQ5523                |
| 440 L/C 1987-89                     | 83519 x 83519   | 83A073A x 83A073B                     | 83A072-9 x 2            |
| 440 L/C ZR-1995                     | 83A073-9        | 83A073A x 83A073B                     | 40NQ 6430               |
| 440 L/C ZR 1996-00                  | 83A073-9        | 83A073A x 83A073B                     | 40NQ 6430               |
| 500-600 ZR T-CRANK                  | 83A073-9        | 83A073A x 83A073B                     | 40NQ 6430               |
| F-5 04                              | OEM             | 83B551A 30mm x 2                      | 40NQ 6430 SP            |
| 530 L/C                             | 83519 x 83519   | 83A073A x 83A073B                     | 83A072-9 x 2            |
| 550 L/C 1991-92                     | 83A073-9        | 83A073A x 83A073B                     | 40NQ 6430               |
| 550 L/C 1993-99                     | 83A073-9        | 83A073A x 83A073B                     | 40NQ 6430               |
| 580 L/C 1993-99                     | 83A073-9        | 83A073A x 83A073B                     | 40NQ 6430               |
| 600 ZR 2000-01                      | 306/1DYR1W10MGT | 83B551A 30mm x 2                      | 40NQ 6430               |
| 650 L/C CARB.                       | 83B551A 35mm    | 83B551A 35mm x 2                      | 40NQ 6430               |
| 700 L/C EFI 1993                    | 83B551A 35mm    | 83B551A 35mm x 2                      | 40NQ 6430               |
| 700 L/C 1994-97                     | 83B551A 35mm    | 83B551A 35mm x 2                      | 40NQ 6430               |
| F6-F7 2003-05                       | OEM             | 83B551A 35mm x 2                      | 40NQ 6430 SP            |
| 800-900 ZR 00-03                    | 306/1DYR1W10    | 6307R/1DYR1NSLT x 2                   | 3208/1DW11              |
| <b>3-CYL L/C</b>                    |                 |                                       |                         |
| 600 L/C ZRT<br>600 L/C ZRT 00-01    | 83A073 A        | 6207R9-83A073B<br>6207R9-83A073A      | 40NQ 6430               |
| 900 L/C 1993-00<br>1000 L/C 1998-00 | 6306 / 4DYRILT  | 6209 / DYRILT x 3<br>6209 / 1DYR1NSLT | 6209/1DYRILT<br>x 2 kpl |
| 800-900-1000 93-                    |                 |                                       |                         |
| 2000 BAL SHAFT                      | 6205 C4         | 6205 C4 x 2                           | 6205 C4                 |

## Part number      Dimensions

|                      |                        |
|----------------------|------------------------|
| <b>35-35BG06S9</b>   | <b>35 X 62 X 23,8</b>  |
| <b>35-5206 S9</b>    | <b>30 X 62 X 23,8</b>  |
| <b>35-6007 C4</b>    | <b>35 X 62 X 14</b>    |
| <b>35-6007 PC4</b>   | <b>35 X 62 X 14</b>    |
| <b>35-6205 C4</b>    | <b>25 X 52 X 15</b>    |
| <b>35-6205 NRC4</b>  | <b>25 X 52 X 15</b>    |
| <b>35-6206 C4</b>    | <b>30 X 62 X 16</b>    |
| <b>35-6206 PC4</b>   | <b>30 X 62 X 16</b>    |
| <b>35-6206 NRC4</b>  | <b>30 X 62 X 16</b>    |
| <b>35-6206 GPC4</b>  | <b>30 X 62 X 16</b>    |
| <b>35-6206 GSPC4</b> | <b>30 X 62 X 18/19</b> |

|                          |                        |
|--------------------------|------------------------|
| <b>35-6207 C4</b>        | <b>35 X 72 X 17</b>    |
| <b>35-6207 PC4</b>       | <b>35 X 72 X 17</b>    |
| <b>35-6207 R9</b>        | <b>35 X 72 X 17</b>    |
| <b>35-6207 NRC4</b>      | <b>35 X 72 X 17</b>    |
| <b>35-6207 GPC4</b>      | <b>35 X 72 X 17</b>    |
| <b>35-6207 GSPC4</b>     | <b>35 X 72 X 17/18</b> |
| <b>35-6207 9BA-9T2C4</b> | <b>35 X 72 X 24</b>    |
| <b>35-6208 PC4</b>       | <b>40 X 80 X 18</b>    |
| <b>35-6208 GSPC4</b>     | <b>40 X 80 X 21</b>    |
| <b>35-6209 1DYRILT</b>   | <b>45 X 90 X 19</b>    |
| <b>35-6209 1DRINSLT</b>  | <b>45 X 90 X 18</b>    |

# Polaris Kurbelwellenlager

| <b>1-CYL F/C</b>            | MGT          | CENTER        | PTO                    |
|-----------------------------|--------------|---------------|------------------------|
| 250 F/C 1985-95             | 6206 C4      |               | 6206 C4 x 2            |
| <b>2-CYL F/C</b>            |              |               |                        |
| 340 F/C INJECTION           | 6206 C4      | 6007 C4 x 2   | 6206-GPC4 x 6206-C4    |
| 440-500 F/C                 | 6206 PC4     | 6206 PC4 x 2  | 6206-GPC4 x 6206-PC4   |
| 440 XEF-550 F/C 98-00       | 5206 S9      | 6206 PC4 x 2  | 6206-GPC4 x 6206-PC4   |
| <b>2-CYL L/C</b>            |              |               |                        |
| 440 L/C SPEC 95-96 moon-key | 6206 PC4     | 6206 PC4 x 2  | 6206-GPC4 x 6206-PC4   |
| 440 L/C SPEC. 97 USA        | 6207 C4      | OEM x 2       | 6207-NRC4 x 6207-C4    |
| 440-500-600 L/C 98-02 USA   | 6207 C4      | OEM x 2       | 6207/9BA9T x 6207-C4   |
| 440-500 L/C SEAL PTO 30     | 6206 PC4     | 6206 PC4 x 2  | 6206-GPC4 x 6206-PC4   |
| 500 L/C 96-00SEAL PTO 32    | 6206 PC4     | 6206 PC4 x 2  | 62/32-GPC4 x 62/32-PC4 |
| 500 L/C 00-02 MGT moonkey   | 5206-371BLT  | 6206 PC4 x 2  | 62/32-GPC4 x 62/32-PC4 |
| 700 L/C 1997-98             | 6207 C4 x 2  | 6207 C4 x 2   | 6207-NRC4 x 6207-C4    |
| 700 L/C 1999-04             | 6207 C4 x 2  | 6207 NRC4 x 2 | 6207/9BA9T x 6207-C4   |
| 800 L/C USA 2000-04         | 6207 C4 x 2  | 6207 NRC4 x 2 | 6207/9BA9T x 6207-C4   |
| <b>3- CYL L/C</b>           |              |               |                        |
| 580 L/C 92-94 mono block    | 6206 PC4     | 6206 PC4 x 4  | 6206 GPC4 x 6206-PC4   |
| 600 L/C 95-99 mono block    | 5206-S9      | 6206 PC4 x 4  | 6206 GPC4 x 6206-PC4   |
| 600 L/C 97 oil jet PTO m.b  | 5206-S9      | 6206 PC4 x 4  | 6206 GPC4 x 5206-S9    |
| 600 SP-680 L/C 96-98        | 35BG06-S9    | 6007-PC4 x 4  | 6207 GPC4 x 6207-PC4   |
| 650 L/C CARB-RXL 85-98      | 5206-S9      | 6206-PC4 x 2  | 6206 GPC4 x 5206-S9    |
| 750-800 L/C STORM 93-97     | 6207-PC4 x 2 | 6207-PC4 x 4  | 6307 GP x 6307-PC4     |
| 700-800 XCR 99-03           | 35BG06-S9    | 6007-PC4 x 4  | 6207 GPC4 x 6207-PC4   |

# Yamaha Kurbelwellenlager

| <b>1-CYL F/C</b>       | MGT            | CENTER              | PTO       |
|------------------------|----------------|---------------------|-----------|
| 250 ET                 | 6206 C4        |                     | 6306 NRC4 |
| 250 BRAVO              | 6305 H/INDY    |                     | 6306 NRC4 |
| <b>2-CYL F/C</b>       |                |                     |           |
| 300 F/C-340 cc ET      | 83464-C        | 83548D-9            |           |
| 400 cc-410 cc F/C      | 83464-C        | 83548D-9 x 83548D-9 |           |
| 485 cc-500 cc F/C      | DG3268-B       | DG3268-B x DG3268-B |           |
| 535 cc-540 cc F/C      | 83548D-9       | 83548D-9 x 83548D-9 |           |
| <b>L/C WITH ROLLER</b> | <b>BEARING</b> |                     |           |
| 500-570-600cc 87-96    | 83B207         |                     |           |
| 500-600 1997-          | 83B207         |                     |           |

## Part number Dimensions

|                         |                     |                              |                     |
|-------------------------|---------------------|------------------------------|---------------------|
| <b>35-62/32 GC4</b>     | <b>32 X 65 X 17</b> | <b>35-6306 C4</b>            | <b>30 X 72 X 19</b> |
| <b>35-6303 C3</b>       | <b>17 X 43 X 14</b> | <b>35-6306 NRC435-</b>       | <b>30 X 72 X 19</b> |
| <b>35-6305 C4</b>       | <b>25 X 62 X 17</b> | <b>35-6307R-1DYR1NSLT C4</b> | <b>35 X 83 X 21</b> |
| <b>35-6305 NRC4</b>     | <b>25 X 62 X 17</b> | <b>35-307/DYR1W10 C4</b>     | <b>35 X 83 X 21</b> |
| <b>35-6305 H/IDNY-9</b> | <b>25 X 68 X 17</b> | <b>35-3208/1DW11 C4</b>      | <b>40 X 83 X 30</b> |

# Rotax = Lynx, Skidoo Kurbelwellenlager


| <b>1-CYL F/C</b>       | MGT                   | CENTER                | PTO                   |
|------------------------|-----------------------|-----------------------|-----------------------|
| 247 F/C 1985-96 ELAN   | 6305 C4               |                       | 6305 C4               |
| 253 F/C 1985-          | 6206 NRC4             |                       | 6206 NRC4             |
| 277 F/C 1993-          | 6206 C4               |                       | 6206 C4               |
| 377-447 1980-81 Points | 6207-NRC4             | 6305-NRC4 x 6305-NRC4 | 6206-NRC4 x 2         |
| <b>2-CYL F/C</b>       |                       |                       |                       |
| 377-447 1982-89 Nippo  | 6207-NRC4             | 6305-NRC4 x 6206-NRC4 | 6206-NRC4 x 2         |
| 377-447 1990-96        | 6207-NRC4             | 6207-NRC4 x 2         | 6207-NRC4 x 2         |
| 377-447 1997-          | 6207-NRC4             | 6207-NRC4 x 2         | 6207-PC4 x 2          |
| 503 1979-81 Points     | 6207-NRC4             | 6305-NRC4 x 6305-NRC4 | 6206-NRC4 x 2         |
| 503 1982-89 Nippo      | 6207-NRC4             | 6305-NRC4 x 6206-NRC4 | 6207-NRC4 x 2         |
| 503 1990-96            | 6207-NRC4             | 6207-NRC4 x 2         | 6207-NRC4 x 2         |
| 503 1997-              | 6207-NRC4             | 6207-NRC4 x 2         | 6207-NRC4 x 2         |
| 550 F/C 2003-          | 6207-NRC4             | 6207-PC4 x 6207-PC4   | 6207-GSPC4 x 6207-PC4 |
| 640 F/C 1970-82        | 6306-NRC4             | 6306-NRC4 x 6306-NRC4 | 6306-NRC4             |
| <b>2-CYL L/C</b>       |                       |                       |                       |
| 444 L7C 1977-79        | 6206-NRC4             | 6305-NRC4 x 2         | 6206-NRC4 x 2         |
| 454 L/C 1995-98        | 6206-NRC4 x 2         | 6206-PC4 x 2          | 6207-PC4 x 2          |
| 462 L/C 1984-86 SP-SS  | 6206-NRC4             | 6305-NRC4 x 6206-NRC4 | 6206-NRC4 x 2         |
| 464 L/C 1980-83 Nippo  | 6206-NRC4 x 2         | 6305-NRC4 x 6206-NRC4 | 6206-NRC4 x 2         |
| 467 L/C 1985-99        | 6206-NRC4 x 2         | 6305-NRC4 x 6206-NRC4 | 6207-NRC4 x 2         |
| 494 L/C 96-02 Tcrank   | 6206-NRC4 x 2         | 6206-PC4 x 2          | 6207-PC4 x 2          |
| 494 L/C 2003           | 6206-PC4 x 6206-GSPC4 | 6206-PC4 x 2          | 6207-GSP4 x 6207-PC4  |
| 532-536-537-582 85-99  | 6206-NRC4 x 2         | 6305-NRC4 x 6206-NRC4 | 6207-NRC4 x 2         |
| 600 L/C 1999-02        | 6206-PC4 x 2          | 6206-PC4 x 2          | 6207-PC4 x 2          |
| 600 L/C 2003           | 6207-PC4 x 6207-GSPC4 | 6206-PC4 x 2          | 6207-GSP4 x 6207-PC4  |
| 600-700 HO-SDI 2004    | 6207-PC4 x 6207-GSPC4 | 6207-PC4 x 2          | 6207-GSP4 x 6207-PC4  |
| 643-617 1991-93        | 6206-NRC4 x 2         | 6305-NRC4 x 6206-NRC4 | 6207-NRC4 x 2         |
| 670 L/C 1993-94        | 6206-PC4 x 2          | 6206-PC4 x 2          | 6207-NRC4 x 2         |
| 670 L/C 95-99 + HO     | 6207-PC4 x 2          | 6206-PC4 x 2          | 6207-PC4 x 2          |
| 700 L/C 1999-00        | 6207-PC4 x 2          | 6207-PC4 x 2          | 6208-PC4 X 2          |
| 700-800 L/C 2001-02    | 6207-PC4 x 6207-GSPC4 | 6207-PC4 x 2          | 6208-PC4 X 2          |
| 800 L/C 2003           | 6207-PC4 x 6207-GSPC4 | 6207-PC4 x 2          | 6208-GSP4 x 6208-PC4  |
| 800 L/ HO 2004-05 SDi  | 6207-PC4 x 6207-GSPC4 | 6207-PC4 x 2          | 6208-GSP4 x 6208-PC4  |
| <b>3-CYL L/C</b>       |                       |                       |                       |
| 599 L/C 1995           | 6208-PC4              | 6206-PC4 x 4          | 6208-PC4 x 2          |
| 599 L/C 1996-1997      | 6208-PC4              | 6206-PC4 x 4          | 6208-PC4 x 2          |
| 599-699 L/C CK3 98-00  | 6208-PC4              | 6206-PC4 x 4          | 6208-PC4 x 2          |
| 700 L/C 1997           | 6208-PC4              | 6206-PC4 x 4          | 6208-PC4 x 2          |
| 779 L/C 1993-96        | 6208-PC4              | 6207-NRC4 x 4         | 6208-PC4 x 2          |
| 800 L/C 1997-01        | 6208-PC4              | 6207-PC4 x 4          | 6208-PC4 x 2          |

**Part number      Dimensions**

|                     |                     |
|---------------------|---------------------|
| <b>35-6307 PC4</b>  | <b>35 X 80 X 21</b> |
| <b>35-6307 GPC4</b> | <b>35 X 80 X 21</b> |
| <b>35-83464-C</b>   | <b>25 X 62 X 17</b> |
| <b>35-83519</b>     | <b>30 X 65 X 16</b> |
| <b>35-83519-D</b>   | <b>30 X 65 X 16</b> |
| <b>35-83548D-9</b>  | <b>32 X 62 X 16</b> |
| <b>35-83A072-9</b>  | <b>35 X 75 X 17</b> |
| <b>35-83A073-9</b>  | <b>30 X 72 X 19</b> |
| <b>35-83A073-A</b>  | <b>30 X 72 X 16</b> |
| <b>35-83A073-B</b>  | <b>30 X 72 X 16</b> |

|                         |                       |
|-------------------------|-----------------------|
| <b>35-83A209-1</b>      | <b>30 X 72 X 19</b>   |
| <b>35-83A726-9</b>      | <b>35 X 80 X 21</b>   |
| <b>35-83A779</b>        | <b>32 X 78 X 19</b>   |
| <b>35-83B551-A 35MM</b> | <b>35 X 75 X 17</b>   |
| <b>35-83B551-A 30MM</b> | <b>30 X 75 X 17</b>   |
| <b>35-DG2555 C3</b>     | <b>25 X 55 X 15</b>   |
| <b>35-DG3268-B</b>      | <b>32 X 68 X 16</b>   |
| <b>35-DG3278 JSO</b>    | <b>32 X 78 X 16,5</b> |
| <b>35-40NQ6430W11</b>   | <b>40 X 64 X 30</b>   |

**Nadellager**



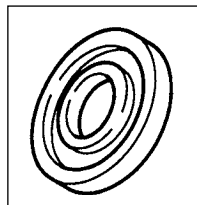
|               |                       |
|---------------|-----------------------|
| <b>35-500</b> | 19 x 23 x 24 ( 1414 ) |
| <b>35-501</b> | 16 x 20 x 22 ( 1404 ) |
| <b>35-502</b> | 16 x 21 x 20 ( 1407 ) |
| <b>35-503</b> | 18 x 23 x 22 ( 1413 ) |
| <b>35-505</b> | 18 x 22 x 22 ( 1410 ) |
| <b>35-506</b> | 16 x 20 x 24 ( 1406 ) |
| <b>35-508</b> | 20 x 24 x 19 ( 1415 ) |
| <b>35-510</b> | 18 x 22 x 28 ( 1411 ) |
| <b>35-512</b> | 20 x 24 x 24 ( 1412 ) |

|               |                |
|---------------|----------------|
| <b>35-513</b> | 16 x 20 x 20   |
| <b>35-514</b> | 15 x 19 x 20   |
| <b>35-515</b> | 16 x 22 x 17   |
| <b>35-517</b> | 20 x 24 x 30   |
| <b>35-520</b> | 18 x 23 x 21   |
| <b>35-521</b> | 20 x 25 x 24   |
| <b>35-522</b> | 16 x 20 x 22,5 |
| <b>35-523</b> | 20 x 26 x 24   |

**Simmerringe**

**Arctic Cat**

|          |            |
|----------|------------|
| 09-14600 | 30x62x10   |
| 09-14603 | 30x65x9/11 |
| 09-14605 | 35x75x9/11 |
| 09-14613 | 25x55x9    |
| 09-14616 | 35x75x8/10 |
| 09-14617 | 35x55x7    |



**Ski-doo**

|          |                |
|----------|----------------|
| 09-113   | 30x42x7        |
| 09-11301 | 32x42x7        |
| 09-116   | 25x62x10       |
| 09-118   | 25x41,55x10    |
| 09-122   | 35x62x10       |
| 09-125   | 25x52x7/7,5    |
| 09-16002 | 25x62x63,5x5x6 |
| 09-16003 | 30x62x63,5x5x6 |
| 09-165   | 35x72x7/8      |
| 09-167   | 30x62x7/8      |
| 09-168   | 28x38x7        |
| 09-169   | 30x47x7        |
| 09-170   | 40x80x7        |

**Sachs**

|        |           |
|--------|-----------|
| 09-108 | 30x47x8   |
| 09-114 | 25x35x7,9 |

**Polaris**

|          |              |
|----------|--------------|
| 09-140   | 30x62x8      |
| 09-14102 | 30x44x7      |
| 09-14103 | 30x62x8/11   |
| 09-14104 | 30x44x5,7    |
| 09-14202 | 30x62/63,7x7 |
| 09-14619 | 40x64x8      |

**Kohler**

|        |             |
|--------|-------------|
| 09-104 | 25x42x10/11 |
| 09-113 | 30x42x7     |

**Yamaha**

|          |             |
|----------|-------------|
| 09-131   | 25x48x8     |
| 09-132   | 30x72x8     |
| 09-135   | 32x78x10x13 |
| 09-137   | 32x78x9,5   |
| 09-143   | 32x48x10    |
| 09-14301 | 35x80x6     |
| 09-14302 | 25/32x78x8  |
| 09-14303 | 25/32x48x8  |
| 09-14306 | 23/35x58x12 |
| 09-14311 | 32x48x9,2   |
| 09-14313 | 32x48x10    |

## Arctic Cat



07-100 01  
JAG 87-91, 0109-926

## Polaris:



07-100 05  
VM 38 SS, 3083171

## Rotax



07-100 10  
VM 34 прямая

## Vergaser Adapter



VM 30, 32, 34 HD  
07-100 13



07-100 06  
VM 32, 34, HR, 3083306

## Yamaha



07-100 13  
VM 30, 32, 34 HD



07-100 13  
VM 30, 32, 34 HD



07-100 11  
VM 34, 570.1262.00



07-100 12  
VM 570.1261.00



07-100 13  
SKID. VM 30, 32, 34 HD



07-100 20  
TUNDRA VM 34



07-10021 MX 85-92



07-100 22  
VM34,79-84, 570.1339.00



07-100 23  
VM 40, 44, 570.038.200

Kumikurkkujen sopivuus selviää mallikohtaisesti

[www.teolehtimaki.fi](http://www.teolehtimaki.fi)

ja siellä avaat kyseisen kelkan sivun. Samalla saat selville muut siihen sopivat varaosat.

# Dichtung, professional, without oil seals

| Number   | Arctic Cat year gasket 840-old p/n            | Piston     |
|----------|---|------------|
| 710-060A | FS CAT 440 FC, 80- , 09-696, 840-80607        | 09-696     |
| 710-063  | FS CAT 500 CC, FC, 78-85, 09-693              | 09-693     |
| 710-063B | FC CAT 340 FC, 77- , 09-692, 840-80588        | 09-692     |
| 710-063C | FS CAT 500 EL T. 6000, 80-85, 09-694          | 09-694     |
| 710-063D | FS CAT 530 LC, 86-91, 09-699, 840-80632       | 09-699     |
| 710-063E | FS CAT 500 FC, 86-90, 09-691, 840-8061        | 09-691     |
| 710-179  | FS CAT 440 LC 90-00, 09-695, 840-8181         | 09-695     |
| 710-180  | FS CAT 700 LC, 91-96, 09-682, 840-8180        | 09-682     |
| 710-189  | FS CAT 550+580 91- , 09-681+683+687, -8182    | 09-681-683 |
| 710-193  | FS CAT 800 3-CYL. 95-01, 09-602               | 09-602     |
| 710-216  | FS CAT 594, 3-CYL. 95-02, 09-601              | 09-601     |
| 710-227  | FS CAT ZR500, - 98, 09-605                    | 09-605     |
| 710-262  | FS CAT 800 2-CYL. 01- , 09-611                | 09-611     |
| 710-266  | FS CAT ZL600, 01-02, 09-609                   | 09-609     |
| 710-267  | FS CAT ZR700, 99-00,                          | 09-        |
| 710-270  | FS CAT ZL 570                                 | 09-        |
|          | <b>Rotax Ski-Doo Lynx Trapper Nordik</b>      |            |
| 710-022X | FS ROTAX 640 74- , 09-762-763                 | 09-762-763 |
| 710-023A | FS ROTAX 377, -89, 09-751                     | 09-751     |
| 710-023C | FS ROTAX 377, 90-95, 09-751, 841-80238        | 09-751     |
| 710-024  | FS ROTAX 250, 71-96, 09-740, ELAN, 8024       | 09-740     |
| 710-025  | FS ROTAX 440 ( 467 ) 71- , 09-761             | 09-761     |
| 710-026  | FS ROTAX 340 76- , 09-747-748                 | 09-747-748 |
| 710-119  | FS ROTAX 250 TWIN, 73- , 09-745               | 09-745     |
| 710-162A | FS ROTAX 503 -95, 09-741, 841-8162            | 09-741     |
| 710-162B | FS ROTAX 503 -90, 09-741 , 841-8162           | 09-741     |
| 710-162C | FS ROTAX 447 -95, 09-752, 840-8124            | 09-752     |
| 710-163A | FS ROTAX 454 BLIZZ, 79- , 09-760              | 09-760     |
| 710-164  | FS ROTAX 253, 85-93, 09-741, 841-8123         | 09-741     |
| 710-165  | FS ROTAX 521, 09-741                          | 09-741     |
| 710-165C | FS ROTAX 467, -95, 09-761                     | 09-761     |
| 710-177  | FS ROTAX 536 , 89- , 09-741                   | 09-741     |
| 710-178C | FS ROTAX 583 -95, 09-772                      | 09-772     |
| 710-194  | FS ROTAX 582, -95 , 09-772                    | 09-772     |
| 710-195  | FS ROTAX 277, 1996- 09-741                    | 09-741     |
| 710-196  | FS ROTAX 503 FC 95- , 09-741, O-RENGAS        | 09-741     |
| 710-197  | FS ROTAX 670, 93-95, 09-773                   | 09-773     |
| 710-203  | FS ROTAX 467 , 94-96, 09-761                  | 09-761     |
| 710-210  | FS ROTAX 380, 440, 1996- , 09-751, 09-752, O- | 09-751-752 |
| 710-211  | FS ROTAX 454, 95-97, 09-760                   | 09-760     |
| 710-212  | FS ROTAX 494 LC, 96-01, 09-780                | 09-780     |
| 710-213  | FS ROTAX 599, 3-CYL. 09-774                   | 09-774     |
| 710-214  | FS ROTAX 599, 3-CYL. 09-774                   | 09-774     |
| 710-215  | FS ROTAX 670, 95- , 09-773                    | 09-773     |
| 710-221  | FS ROTAX 800 97-01, 09-782                    | 09-782     |
| 710-222  | FS ROTAX 700, 97-00, 09-781                   | 09-781     |
| 710-235  | FS ROTAX 600 , 99- , 09-785                   | 09-785     |

# Dichtung, professional, without oil seals

| Number   | Rotax Ski-Doo Lynx Trapper Nordik        | Piston |
|----------|--|--------|
| 710-255  | FS ROTAX 700, 00-02, 09-783              | 09-783 |
| 710-256  | FS ROTAX 493, 00-05, 09-784              | 09-784 |
| 710-259  | FS ROTAX 593 RAVE, 09-785                | 09-785 |
| 710-261  | FS ROTAX 800 , 02-03                     |        |
| 710-277  | FS, ROTAX 552, 03---, 09-779             | 09-779 |
| 710-278  | FS ROTAX 594 HO 03-05, 09-776            | 09-776 |
|          | <b>Polaris</b>                           |        |
| 710-069  | FS POL 244, ALL, 09-700, 840-8069        | 09-700 |
| 710-070  | FS POL 250 74-78, 09-702                 | 09-702 |
| 710-071  | FS POL 250, 76-89, 09-703                | 09-703 |
| 710-073  | FS POL 340 77-81, 09-708                 | 09-708 |
| 710-075  | FS POL 340 73-82, 09-706                 | 09-706 |
| 710-078  | FS POL 440 75-81, 09-704                 | 09-704 |
| 710-079  | FS POL 440 75-80, 09-705                 | 09-705 |
| 710-109C | FS POL 400 2-CYL. 84-91, 09-707          | 09-707 |
| 710-110  | FS POL 600 3-CYL. 84-87, 09-707          | 09-707 |
| 710-110A | FS POL 440 82-99, 09-710                 | 09-710 |
| 710-110C | FS POL 488 FC 86-99, 09-712, 840-81108   | 09-712 |
| 710-173  | FS POL 340, 86-93, 09-709 JA 94-, 09-717 | 09-709 |
| 710-181A | FS POL 650 88-97, 09-713, 840-8187       | 09-713 |
| 710-185A | FS POL 488 LC, 89-02, 09-711, 840-8188   | 09-711 |
| 710-186  | FS POL 440 FC 91-99, 09-710              | 09-710 |
| 710-191  | FS POL 580 93-94 , 09-714                | 09-714 |
| 710-204  | FS POL. 94-97, 09-716                    | 09-716 |
| 710-205  | FS POL 600 3-CYL. 95-00, 09-716          | 09-716 |
| 710-206  | FS POL 679 3-CYL. 96-97 , 09-718         | 09-718 |
| 710-231  | FS POL. XC700, 98-01, 09-721             | 09-721 |
| 710-238  | FS POL FC 550, 99- , 09-727              | 09-727 |
|          | <b>Yamaha</b>                            |        |
| 710-027A | FS YAMAHA 250 BRAVO 84- , 09-800         | 09-800 |
| 710-140A | FS YAMAHA 535, 83-91, 09-816             | 09-816 |
| 710-142  | FS YAMAHA EX 340 81-88, 09-802           | 09-802 |
| 710-142C | FS YAMAHA 340 , 89- , 09-802             | 09-802 |
| 710-146  | FS YAMAHA EX 440 76-81, 09-806           | 09-806 |
| 710-147C | FS YAMAHA SS440 80-83, 09-807            | 09-807 |
| 710-167  | FS YAMAHA 535 CC SRV 82-90, 09-808       | 09-808 |
| 710-167A | FS YAMAHA 540,540 SRV 85-90              | 09-808 |
| 710-168  | FS YAMAHA PZ 480 84-90, 09-813           | 09-813 |
| 710-168B | FS YAMAHA 485 CC, -07, 09-813            | 09-813 |
| 710-171  | FS YAMAHA 570 -90, 09-817                | 09-817 |
| 710-171A | FS YAMAHA 570 CC, 91-, 09-817            | 09-817 |
| 710-182  | FS YAMAHA 535 VIKING 92- 07, 09-808      | 09-808 |
| 710-200  | FS YAMAHA 494 CC 94-96, 09-825           | 09-825 |
| 710-201  | FS YAMAHA 598 CC 94-95, 09-826           | 09-826 |
| 710-239  | FS YAMAHA 485 CC, ( 500 ) -07 09-813     | 09-813 |

# Arctic Cat Kolben Gaskets Needle cage Oil seals

| Arctic Cat   | dia mm | ccm/cm3          | gasket   | needle cage | oil seal magn | oil seal |
|--|--------|------------------|----------|-------------|---------------|----------|
| EXT 600 Tr. 97-98 EXT 600 Triple Touring 1998 Powder EXT 600 1997-98 ZRT 600 1995-98   |        |                  |          |             |               |          |
| <b>09-601</b>  | 66,50  | <b>594 3-syl</b> | 710-216  | 35-503      | 09-14618      | 09-14619 |
| Pantera 800 1998-01 ZRT 800 1995-01  |        |                  |          |             |               |          |
| <b>09-602</b>  | 72,00  | <b>794 3-syl</b> | 710-217  | 35-523      | 09-14618      | 09-14619 |
| ZL 500 EFI 1998-01; ZR 500, ERSI 1998-01; Powder SP 500 EFI 1999-01  |        |                  |          |             |               |          |
| <b>09-679</b>  | 71,00  | <b>497 2-syl</b> |          | 35-523      | 09-14618      | 09-14619 |
| EXT 580 MC; EXT 580 EFI MC 1993-97; 580 Powder SP 1995-97; ZR 580 1993-97; Pantera 580 1995-97   |        |                  |          |             |               |          |
| <b>09-681</b>  | 75,40  | <b>580 2-syl</b> | 710-189  | 35-523      | 09-14618      | 09-14619 |
| Wildcat 700 MC. EFI 1991-96, ZR 700 1995, ZL 700 2000, ZR 700 1999-00  |        |                  |          |             |               |          |
| <b>09-682</b>  | 81,00  | <b>699 2-syl</b> | 710-190  | 35-523      | 09-14617      | 09-14619 |
| EXT special 1991-92; EXT Mountain Cat 1991-92; EXT 550 EFI, EFI Mtn Cat 1993-94 Bear Cat 550WT 2000-<br>Pantera 550 2002-05, Panther 550 2000-01, ZL 550 ESR 2000-03   |        |                  |          |             |               |          |
| <b>09-683 (687)</b>  | 73,40  | <b>550 2-syl</b> | 710-189  | 35-523      | 09-14618      | 09-14619 |
| Wildcat 650 1988-90, Mountain Cat 1990   |        |                  |          |             |               |          |
| <b>09-684</b>  | 78,00  | <b>650 2-syl</b> |          | 35-523      |               |          |
| Panther, Puma, Cheetah, Pantera 1971-1975 Lynx II -74Jag 340 -75   |        |                  |          |             |               |          |
| <b>09-685</b>  | 60,00  | <b>339 2-syl</b> |          | 35-525      |               |          |
| Bearcat 550 1995-98; Cheetah 550 1994; Cougar 550 1995-98; EXT 550, EFI 1993-98;<br>Pantera 550 1993-94; Panther 550 1997-98; Prowler 550 1995   |        |                  |          |             |               |          |
| <b>09-687</b>  | 73,40  | <b>550 2-syl</b> | 710-189  | 35-523      | 09-14618      | 09-14619 |
| El Tigre 440 Z 1975-77; <b>Kawasaki Intriguer, Intruder, Invader; Drifter 440 1978-81</b>  |        |                  |          |             |               |          |
| <b>09-689</b>  | 68,00  | <b>440 2-syl</b> |          | 35-522      | 09-14603      | 09-14603 |
| Cheetah FC, Cougar 1986-90   |        |                  |          |             |               |          |
| <b>09-691</b>  | 70,00  | <b>500 2-syl</b> | 710-063E | 35-503      | 09-14603      | 09-14603 |
| Bearcat 340 1995-01; Cheetah 340 1994; Jag 340 1976-77, 1987-90; Jag 3000 FA, FC 1978-80<br>Jag Deluxe 1987-90; Jag Mountain Cat 1990-91; Jag 340 DeLuxe 1998-99; Panther 340 1998-01<br>Trail Cat 3000 FC 1980; Manx, Manx Deluxe 1991-93; Manx Mountain Cat 1992-93; Puma DeLuxe 1994-97 |        |                  |          |             |               |          |
| <b>09-692</b>  | 60,00  | <b>339 2-syl</b> | 710-063B | 35-502      | 09-14603      | 09-14603 |
| Cheetah 5000 1976-78; El Tigre 500 1976; El Tigre 5000 1977-81; Pantera 5000 1976-81; Panther 500<br>1976Cougar Spec. Edition 1985; Panther 1986-88; Pantera el. 1980; Manx 2000S 1977-80, El Tigre 6000 LC 1980-85  |        |                  |          |             |               |          |
| <b>09-693</b>  | 70,00  | <b>500 2-syl</b> | 710-063  | 35-503      | 09-14603      | 09-14603 |
| El Tigre 6000 LC 1980-85   |        |                  |          |             |               |          |
| <b>09-694</b>  | 70,00  | <b>500 2-syl</b> | 710-063C | 35-503      | 09-14603      | 09-14603 |
| El Tigre 6000 LC 1978-79; El Tigre Cross Country 1979; Pantera LC 1985-92; El Tigre 5000 LC 1987Jag 440 LC<br>1987; Panther 440 LC 1996; ZL 440 1997-99; Prowler 1990-94; Cheetah Touring 1991-93; Cougar 1991-94.   |        |                  |          |             |               |          |
| <b>09-695</b>  | 68,00  | <b>440 2-syl</b> | 710-063A | 35-503      | 09-14603      | 09-14603 |
| Bearcat 440 1995-01; Cheetah 440 1994; Panther 4000 FC 1980-81; Trail Cat 4000 FC 1980-81;<br>Jag 4000 FC 1980-81; Jag AFS LT 1991-93; Jag FC 1985-87; Jag 440 DeLuxe 1988-99<br>Jag 440 Z 1991-96; Panther DeLuxe 440 1984-01; Z 440 ES 1990-01; Super Jag 1991-92                        |        |                  |          |             |               |          |
| <b>09-696</b>  | 65,00  | <b>431 2-syl</b> | 710-060A | 35-502      | 09-14603      | 09-14613 |
| Cheetah LC 1986-89; El Tigre 6000 1986-89; El Tigre EXT 1989-91; El Tigre Ext Mountain Cat 1990  |        |                  |          |             |               |          |
| <b>09-699</b>  | 72,00  | <b>529 2-syl</b> | 710-063D | 35-503      | 09-14603      | 09-14605 |

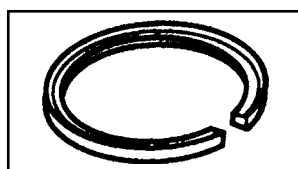
## Piston rings

MOS 2 surface

## Gudgeon pin

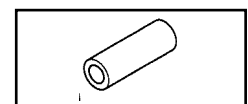
Rotax 503-253

10-741-00  
10-741-01  
10-741-02  
10-741-04



Rotax 377

10-751-00  
10-751-01  
10-751-02  
10-751-04



11-741  
11-751



# Skidoo, Rotax

# Kolben Gaskets Needle cage Oil seals

| Ski-Doo   | dia mm      | ccm/cm3            | gasket             | needle cage | oil seal magn | oil seal |
|---|-------------|--------------------|--------------------|-------------|---------------|----------|
| Spirit 250 1976-78; Elan 250 E 1971-78  |             |                    |                    |             |               |          |
| <b>09-740</b>   | 69,00       | <b>247 1-syl</b>   |                    | 35-505      | 09-118        | 09-118   |
| <b>09-740-02</b>  | 69,50       |                    |                    |             |               |          |
| <b>09-740-04</b>  | 70,00       |                    |                    |             |               |          |
| Spirit 250 1979-83; Elan 250 1979-96  |             |                    |                    |             |               |          |
| <b>09-740-02</b>  | 69,50       | <b>250 1-syl</b>   |                    | 35-505      | 09-118        | 09-118   |
| <b>09-740-04</b>  | 70,00       |                    |                    |             |               |          |
| Rotax 253, 277, 503,521,536 Lynx, Nordik, Ockelbo, Skidoo, Trapper, Winha, Freestyle, Tundra          |             |                    |                    |             |               |          |
| <b>09-741</b>   | 72,00       | <b>253 1-syl</b>   | <b>Katso</b>       | 35-505      | 09-126        | 09-146   |
| <b>09-741-01</b>  | 72,25       | <b>277 1-syl</b>   | <b>tiiviste</b>    | 35-505      | 09-168        | 09-169   |
| <b>09-741-02</b>  | 72,50       | <b>503 2-syl</b>   | <b>kelkka-</b>     | 35-505      | 09-165        | 09-167   |
| <b>09-741-04</b>  | 73,00       | <b>521 2-syl</b>   | <b>kohtaisesta</b> | 35-505      | 09-167        | 09-165   |
| <b>09-741-06</b>  | 73,50       | <b>536 2-syl</b>   | <b>luettelosta</b> | 35-505      | 09-167        | 09-165   |
| Olympic 320, 320E 1969; Olympic 300, S, M, 1971-77  |             |                    |                    |             |               |          |
| <b>09-742</b>   | 76,00       | <b>319 1-syl</b>   |                    | 35-505      | 09-118        | 09-118   |
| <b>09-742-02</b>  | 76,50       |                    |                    |             |               |          |
| Elan 250 1973-79  |             |                    |                    |             |               |          |
| <b>09-745</b>   | 54,00       | <b>247 2-syl</b>   | 710-119            | 35-514      | 09-118        | 09-118   |
| <b>09-745-02</b>  | 54,50       |                    |                    |             |               |          |
| Olympic 335 1969-72; Skandic 1970-73  |             |                    |                    |             |               |          |
| <b>09-746</b>   | 78,00       | <b>335 1-syl</b>   |                    | 35-505      | 09-118        | 09-118   |
| <b>09-746-02</b>  | 78,50       |                    |                    |             |               |          |
| TNT 340, 1972-76; Olympic 340, E 1975-79; Everest 340, E 1977-79; Futura 340 1975; Nuvik 340, E 76-79 |             |                    |                    |             |               |          |
| <b>09-747</b>   | 59,50 left  | <b>339 2-syl</b>   |                    | 35-505      | 09-167        | 09-167   |
| <b>09-747-02</b>  | 60,00 left  |                    |                    |             |               |          |
| <b>09-747-04</b>  | 60,50 vasen |                    |                    |             |               |          |
| <b>09-748</b>   | 59,50 right | <b>339 2-syl</b>   |                    | 35-505      |               |          |
| <b>09-748-02</b>  | 60,00 right |                    |                    |             |               |          |
| <b>09-748-04</b>  | 60,50 oikea |                    |                    |             |               |          |
| Blizzard 6500 Plus, 7500 Plus, Cross Country 1978-81; Super Sonic 1979-81                             |             |                    |                    |             |               |          |
| <b>09-750</b>   | 59,50       | <b>339 2-syl</b>   |                    | 35-505      | 09-165        | 09-167   |
| <b>09-750-02</b>  | 60,00       |                    |                    |             |               |          |
| Rotax 377 ; Lynx, Nordik, Ockelbo, Skidoo, Trapper, Winha   |             |                    |                    |             |               |          |
| <b>09-751</b>   | 62,00       | <b>377 2-syl</b>   | <b>Katso</b>       | 35-505      | 09-165        | 09-167   |
| <b>09-751-01</b>  | 62,25       |                    | <b>tiiviste</b>    |             |               |          |
| <b>09-751-02</b>  | 62,50       |                    | <b>kelkka-</b>     |             |               |          |
| <b>09-751-04</b>  | 63,00       |                    | <b>kohtaisesta</b> |             |               |          |
| <b>09-751-06</b>  | 63,50       |                    | <b>kohtaisesta</b> |             |               |          |
| Rotax 447; Lynx, Ockelbo, Skidoo, Trapper, Scandic 440 LT 2001-07, MXZ 440 1999-01, TOUR. E 1999-     |             |                    |                    |             |               |          |
| <b>09-752</b>   | 67,50       | <b>447 2-syl</b>   | 710-162C           | 35-505      | 09-165        | 09-167   |
| <b>09-752-01</b>  | 67,75       |                    |                    |             |               |          |
| <b>09-752-02</b>  | 68,00       |                    |                    |             |               |          |
| <b>09-752-04</b>  | 68,25       |                    |                    |             |               |          |
| Everest 440 FC 1974-79; TNT 440 FC 1975-78; Olympic 1977; Futura 440 1975-79; Nuvik 440 1977          |             |                    |                    |             |               |          |
| <b>09-758</b>   | 67,5 left   | <b>436,6 2-syl</b> |                    | 35-505      | 09-122        | 09-116   |
| <b>09-758-02</b>  | 68,00       |                    |                    |             |               |          |
| <b>09-759</b>   | 67,5 right  | <b>436,6 2-syl</b> |                    | 35-505      | 09-167        | 09-167   |
| <b>09-759-02</b>  | 68,00       |                    |                    |             |               |          |

| Ski-Doo   | dia mm      | ccm/cm3            | gasket                | needle cage | oil seal magn | oil seal |
|---|-------------|--------------------|-----------------------|-------------|---------------|----------|
| Blizzard 9500 1979-82; Ultra Sonic 1980-82  |             |                    |                       |             |               |          |
| <b>09-760</b>   | 67,50       | <b>436,6 2-syl</b> | 710-163A              | 35-505      | 09-167        | 09-167   |
| <b>09-760-01</b>  | 67,75       |                    |                       |             |               |          |
| <b>09-760-02</b>  | 68,00       |                    |                       |             |               |          |
| <b>09-760-04</b>  | 68,50       |                    |                       |             |               |          |
| Rotax 444, 467; Elite 450 LC 1978-79; Everest 444 LC 1978-79; Everest 464 LC 1980-83; SS-25 1984<br>Grand Tour. 470 1995; Formula SS 1985; Formula St 1994; Formula SP 1985-86; Formula MX, LT,<br>XTC 1985-95 Formula MXZ 1993-94; Safari GLX, LC, LCE 1990-92; Summit 470 1994-95 |             |                    |                       |             |               |          |
| <b>09-761</b>   | 69,50       | <b>436,6 2-syl</b> | 710-025, -71-         | 35-505      | 09-167        | 09-167   |
| <b>09-761-01</b>  | 69,75       |                    |                       |             |               |          |
| <b>09-761-02</b>  | 70,00       | <b>462,8 2-syl</b> | 710-165C, -95         | 35-505      | 09-167        | 09-165   |
| <b>09-761-04</b>  | 70,50       |                    | <b>MOS 2 surface</b>  |             |               |          |
| Alpine 640 1969-82; Nordic 640 1970-74; TNT 640 1971-72; Valmont 1971-72  |             |                    |                       |             |               |          |
| <b>09-762</b>   | 76,00 left  | <b>635 2-syl</b>   |                       | 35-505      | 09-103        | 09-103   |
| <b>09-762-02</b>  | 76,50       |                    |                       |             |               |          |
| <b>09-762-04</b>  | 77,00       |                    |                       |             |               |          |
| <b>09-763</b>   | 76,00 right | <b>635 2-syl</b>   |                       | 35-505      |               |          |
| <b>09-763-02</b>  | 76,50       |                    |                       |             |               |          |
| <b>09-763-04</b>  | 77,00       |                    |                       |             |               |          |
| Rotax 583, 621; F Mach 1, XTC 1989-92; F Plus, E, XTC, X 1992-93; F Plus EFI 1993-94;<br>F GT 580 1993-96; F STX 1994-96; Summit 1994-96; F Z 1994-96   |             |                    |                       |             |               |          |
| <b>09-772</b>   | 76,00       | <b>583 2-syl</b>   | 710-178C, 583         | 35-505      | 09-167        | 09-165   |
| <b>09-772-01</b>  | 76,25       |                    |                       |             |               |          |
| <b>09-772-02</b>  | 76,50       | <b>617 2-syl</b>   | 710-194, 582          |             |               |          |
| <b>09-772-03</b>  | 76,75       |                    |                       |             |               |          |
| <b>09-772-04</b>  | 77,00       |                    |                       |             |               |          |
| Rotax 670; Mach 1 X 1993; Mach 1 1993-96; MXZ 670 1996-99; GT SE 1994-96;<br>F SS 670 1995-96; Summit 670   |             |                    |                       |             |               |          |
| <b>09-773</b>   | 78,00       | <b>669 2-syl</b>   | 710-215               | 35-524      | 09-167        | 09-165   |
| <b>09-773-01</b>  | 78,25       |                    |                       |             |               |          |
| <b>09-773-02</b>  | 78,50       |                    |                       |             |               |          |
| <b>09-773-04</b>  | 79,00       |                    | <b>MOS 2 pinnoite</b> |             |               |          |
| Formula 3 600 1995-97   |             |                    |                       |             |               |          |
| <b>09-774</b>   | 64,50       | <b>600 3-syl</b>   |                       | 35-503      |               | 09-165   |
| Rotax 550 fan 2003-   |             |                    |                       |             |               |          |
| <b>09-779</b>   | 75,86       | <b>550 2-syl</b>   | <b>710-277</b>        | kehä        | 09-165        | 09-165   |
| <b>09-779-01</b>  | 76,11       |                    |                       |             |               |          |
| <b>09-779-02</b>  | 76,36       |                    |                       |             |               |          |
| <b>09-779-04</b>  | 76,86       |                    |                       |             |               |          |
| Rotax 500, 780; F Z 500 1999; F 500, DLX, SLS 1996-00; GT 500 1996-99; Mach Z 780 1993-97;<br>MXZ 500 98-Scandic WT LC 1999-00; Summit 500 1996-99; Touring 500 LC 2000   |             |                    |                       |             |               |          |
| <b>09-780</b>   | 69,50       | <b>500 2-syl</b>   | 710-212               | 35-505      |               | 09-165   |
| <b>09-780-02</b>  | 70,00       | <b>779 3-syl</b>   |                       |             |               |          |
| Rotax 700; F 3 700 1998-00; GT 700 1998-00; GT SE 1997-98; Mach 1 700 1997-00   |             |                    |                       |             |               |          |
| <b>09-781</b>   | 69,80       | <b>699 3-syl</b>   | 710-222               | 35-503      |               | 09-170   |
| Mach Z 800 1997-99; F 3 800 1999, Mach Z 800 1997-2002,   |             |                    |                       |             |               |          |
| <b>09-782</b>   | 70,50       | <b>796 3-syl</b>   | 710-221               | 35-503      | 09-170        | 09-170   |
| Formula 700, Legend 700, MXZ 700 Summit 700 2000-2002   |             |                    |                       |             |               |          |
| <b>09-783</b>   | 78,00       | <b>700 2-syl</b>   | 710-255               |             |               |          |

# Skidoo, Rotax

# Kolben Gaskets Needle cage Oil seals

Formula600 1999-01, Formula 600 GS 2001, Formula Z 1999-00, GT 600 1999-01, MXZ 600 1999-02

Scandik 600 WT L/C 2001-02, Summit 600 1999-01, GT 600 GS, SE, Sport, Legend 600 2002

MXZ 600 Adr., Renegade, Sport, Trail, RER Sport, Sport 2002, Lynx 600 L/C models

|                  |       |                  |                |  |  |  |
|------------------|-------|------------------|----------------|--|--|--|
| <b>09-785</b>    | 76,00 | <b>597 2-syl</b> | <b>710-259</b> |  |  |  |
| <b>09-785-02</b> | 76,50 |                  |                |  |  |  |

# Polaris Kolben Gaskets Needle cage Oil seals

| <b>Polaris</b> | <b>dia mm</b> | <b>ccm/cm3</b> | <b>gasket</b> | <b>needle cage</b> | <b>oil seal magn</b> | <b>oil seal.</b> |
|----------------|---------------|----------------|---------------|--------------------|----------------------|------------------|
|----------------|---------------|----------------|---------------|--------------------|----------------------|------------------|

Charger, Mustang 488 1971; Voyager 488 1971; Colt 250 1972-78; Custom 2 1971; TC 250 1974-75;

Electra 250 1975-77; Gemini 244 1979-83; Star 1983-90; Startrak 1987-90; Starlite Gt 1991-95

|                  |       |                  |         |        |          |          |
|------------------|-------|------------------|---------|--------|----------|----------|
| <b>09-700</b>    | 72,00 | <b>488 2-syl</b> | 710-069 | 35-520 | 09-14102 | 09-14102 |
| <b>09-700-02</b> | 72,50 | <b>244 1-syl</b> |         |        |          |          |
| <b>09-700-04</b> | 73,00 |                  |         |        |          |          |

Colt 250 1976-78

|               |       |                  |         |        |          |          |
|---------------|-------|------------------|---------|--------|----------|----------|
| <b>09-702</b> | 53,50 | <b>250 1-syl</b> | 710-070 | 35-520 | 09-14103 | 09-14102 |
|---------------|-------|------------------|---------|--------|----------|----------|

Starfire 250 1976; TX 250 1976-79

|               |       |                  |  |        |          |          |
|---------------|-------|------------------|--|--------|----------|----------|
| <b>09-703</b> | 53,40 | <b>250 1-syl</b> |  | 35-520 | 09-14103 | 09-14102 |
|---------------|-------|------------------|--|--------|----------|----------|

TX 440 1973; Electra 440 1974-77; Cobra 440 1978-79; Galaxy 440 1980-81; Cutlass 440, E 1981-82;

TX-C 440C 1981; Long Track 1983-86; Sport, Super Sport SS 1983

|                  |       |                  |         |        |          |          |
|------------------|-------|------------------|---------|--------|----------|----------|
| <b>09-704</b>    | 67,72 | <b>432 2-syl</b> | 710-078 | 35-520 |          |          |
| <b>09-704-02</b> | 68,22 |                  |         |        | 09-14102 | 09-14102 |

TX 440 1976-80

|               |       |                  |         |        |        |        |
|---------------|-------|------------------|---------|--------|--------|--------|
| <b>09-705</b> | 67,75 | <b>440 2-syl</b> | 710-079 | 35-520 | 09-140 | 09-140 |
|---------------|-------|------------------|---------|--------|--------|--------|

Starfire 340. 1976, TX 340 F/A 1973-82

|                  |       |                  |                |        |  |  |
|------------------|-------|------------------|----------------|--------|--|--|
| <b>09-706-01</b> | 62,00 | <b>336 2-syl</b> | <b>710-075</b> | 35-513 |  |  |
|------------------|-------|------------------|----------------|--------|--|--|

Indy 400 1984-1991; Indy 600 1984-87

|                  |       |                  |                 |        |          |          |
|------------------|-------|------------------|-----------------|--------|----------|----------|
| <b>09-707</b>    | 65,00 | <b>398 2-syl</b> | <b>710-109C</b> | 35-503 | 09-14102 | 09-14102 |
| <b>09-707-01</b> | 65,25 |                  |                 |        |          |          |
| <b>09-707-02</b> | 65,50 | <b>597 3-syl</b> | 710-110         |        |          |          |
| <b>09-707-04</b> | 66,00 |                  |                 |        |          |          |

Colt SS 340 1977; Cobra 340 1978-79; SS 340 1979; Apollo, Galaxy, Cutlass 340 1979-1981

|                  |       |                  |         |        |          |          |
|------------------|-------|------------------|---------|--------|----------|----------|
| <b>09-708</b>    | 61,78 | <b>333 2-syl</b> | 710-073 | 35-513 | 09-14102 | 09-14102 |
| <b>09-708-02</b> | 62,28 |                  |         |        |          |          |

Sprint ES 1986-90; Indy Sport, GT 1987-90; Indy Lite, GT, Starlite 1991-93

|                  |       |                  |         |        |          |          |
|------------------|-------|------------------|---------|--------|----------|----------|
| <b>09-709</b>    | 62,25 | <b>339 2-syl</b> | 710-173 | 35-525 | 09-14102 | 09-14102 |
| <b>09-709-01</b> | 62,50 |                  |         |        |          |          |
| <b>09-709-02</b> | 62,75 |                  |         |        |          |          |
| <b>09-709-04</b> | 63,25 |                  |         |        |          |          |

TXC 440 FC 1982; Indy Trail 1983-1986; Long Track 1984-90; Indy Sport 1991-98; Sport GT 1991-93

Sport Touring 1995-98; Super Sport 1995-96; Transport 1996-98

|                  |       |                  |         |        |          |          |
|------------------|-------|------------------|---------|--------|----------|----------|
| <b>09-710</b>    | 67,75 | <b>440 2-syl</b> | 710-186 | 35-503 | 09-14102 | 09-14102 |
| <b>09-710-02</b> | 68,25 |                  |         |        |          |          |
| <b>09-710-04</b> | 68,75 |                  |         |        |          |          |

Indy 500 LC, Classic 1989-00; Indy 500, SKS, SP, 1990-98; Indy 500 EFI 1992-98

Indy Classic Touring 1993-94; Indy Widetrack 1997-98

|                  |       |                  |                      |        |          |          |
|------------------|-------|------------------|----------------------|--------|----------|----------|
| <b>09-711</b>    | 72,00 | <b>488 2-syl</b> | 710-185A             | 35-503 | 09-14102 | 09-14102 |
| <b>09-711-01</b> | 72,25 |                  |                      |        |          |          |
| <b>09-711-02</b> | 72,50 |                  |                      |        |          |          |
| <b>09-711-04</b> | 73,00 |                  | <b>MOS 2 surface</b> |        |          |          |
| <b>09-711-06</b> | 73,50 |                  | <b>59</b>            |        |          |          |

| Polaris  | dia mm | ccm/cm3          | gasket               | needle cage | oil seal magn | oil seal |
|--|--------|------------------|----------------------|-------------|---------------|----------|
| Indy Trail FC 1986; Indy Tr. DeLuxe 1988-92; Super Sport 1997-98; Supertrac 1991-93; Indy Trail, Touring 1994-99 |        |                  |                      |             |               |          |
| <b>09-712</b>  | 72,00  | <b>488 2-syl</b> | 710-110C             | 35-503      | 09-14202      | 09-14202 |
| <b>09-712-01</b>   | 72,25  |                  |                      |             |               |          |
| <b>09-712-02</b>   | 72,50  |                  |                      |             |               |          |
| <b>09-712-04</b>   | 73,00  |                  |                      |             |               |          |
| Indy 650, SKS 1988-93; Indy 650, RXL, SKS, 1990-97   |        |                  |                      |             |               |          |
| <b>09-713</b>  | 67,75  | <b>648 3-syl</b> | 710-181A             | 35-503      | 09-14202      | 09-14104 |
| <b>09-713-01</b>   | 68,00  |                  |                      |             |               |          |
| <b>09-713-02</b>   | 68,25  |                  |                      |             |               |          |
| <b>09-713-04</b>   | 68,75  |                  |                      |             |               |          |
| Indy 580 XLT, SKS, XLT SP 1993-94  |        |                  |                      |             |               |          |
| <b>09-714</b>  | 64,00  | <b>579 3-syl</b> | 710-191              | 35-525      | 09-14202      | 09-14202 |
| <b>09-714-01</b>   | 64,25  |                  |                      |             |               |          |
| <b>09-714-02</b>   | 64,50  |                  |                      |             |               |          |
| <b>09-714-04</b>   | 65,00  |                  |                      |             |               |          |
| Indy 440 XC 1992; Indy 440 XCR 1993-94; Indy Trail DeLuxe 1993   |        |                  |                      |             |               |          |
| <b>09-715</b>  | 67,72  | <b>440 2-syl</b> |                      | 35-503      | 09-14202      | 09-14202 |
| <b>09-715-01</b>   | 67,97  |                  |                      |             |               |          |
| <b>09-715-02</b>   | 68,22  |                  |                      |             |               |          |
| Indy XLT 600 1995-98; XLT SP 1997-98; Indy XCR 600 1995-97; XC 600 1997  |        |                  |                      |             |               |          |
| <b>09-716</b>  | 65,00  | <b>597 3-syl</b> | 710-205, 95-00       | 35-525      | 09-14202      | 09-14202 |
| <b>09-716-01</b>   | 65,25  |                  |                      |             |               |          |
| <b>09-716-02</b>   | 65,50  |                  | 710-204, 94-97       |             |               |          |
| Indy Lite, DeLuxe; Indy Lite Gt 1994-98; Indy Lite Touring 1998  |        |                  |                      |             |               |          |
| <b>09-717</b>  | 62,30  | <b>340 2-syl</b> |                      | 35-525      | 09-14202      | 09-14202 |
| <b>09-717-01</b>   | 62,55  |                  | <b>MOS 2 surface</b> |             |               |          |
| <b>09-717-02</b>   | 62,80  |                  |                      |             |               |          |
| <b>09-717-04</b>   | 65,50  |                  |                      |             |               |          |
| Indy Ultra SP, Ultra SPX, SE, Ultra Touring 1996-97  |        |                  |                      |             |               |          |
| <b>09-718</b>  | 66,50  | <b>679 3-syl</b> | 710-206              | 35-503      |               |          |
| Indy Storm 800 1994-98   |        |                  |                      |             |               |          |
| <b>09-719</b>  | 72,00  | <b>794 3-syl</b> |                      | 35-503      |               |          |
| RMK 500, SKS 2000-02, 500 XC1999-02, Indy500 99, Indy 500 XC SP 1999-07, Indy 500 2001                           |        |                  |                      |             |               |          |
| <b>09-720</b>  | 70,50  | <b>500 2-syl</b> |                      |             |               |          |
| <b>09-720-02</b>   | 71,00  |                  |                      |             |               |          |
| Indy 550 Classic, Sport Touring, Supersport 1999-2006, Pro X Fan,  |        |                  |                      |             |               |          |
| <b>09-727</b>  | 73,0   | <b>550 2-syl</b> | 710-238              | 35-503      |               |          |
| <b>09-727-01</b>   | 73,25  |                  |                      |             |               |          |
| <b>09-727-02</b>   | 73.50  |                  |                      |             |               |          |
| <b>09-727-04</b>   | 74,00  |                  |                      |             |               |          |
| Indy 600 Classic, Touring 2001, Indy 600 Touring 2000, 600 XC SP, Edge 2000, 600 XC SP 2001                      |        |                  |                      |             |               |          |
| <b>09-728</b>  | 77,25  | <b>600 2-syl</b> |                      |             |               |          |
| Indy 800 XC SP 2001-05, 800 SKS 2003, 800 Classic 2004, 800 LE 2001, 800 Pro X 2003-04, 800 Edge 04              |        |                  |                      |             |               |          |
| <b>09-730</b>  | 85,00  | <b>800 2-syl</b> |                      | 35-526      |               |          |

# Yamaha Kolben Gaskets Needle cage Oil seals

| YAMAHA  | dia mm | ccm/cm3          | gasket                   | needle cage | oil seal magn | oil seal |
|---|--------|------------------|--------------------------|-------------|---------------|----------|
| Br 250 1982-94 Br 250T, TS 1985-00; BR 250 TS 1984-97                     |        |                  |                          |             |               |          |
| <b>09-800</b>   | 70,00  | <b>246 1-syl</b> | 710-027                  | 35-505      | 09-131        | 09-132   |
| <b>09-800-01</b>  | 70,25  |                  |                          |             |               |          |
| <b>09-800-02</b>  | 70,50  |                  |                          |             |               |          |
| ET 250 1977-81  |        |                  |                          |             |               |          |
| <b>09-801</b>   | 72,96  | <b>246 1-syl</b> | 710-138                  | 35-522      | 09-131        | 09-132   |
| <b>09-801-01</b>  | 73,21  |                  |                          |             |               |          |
| <b>09-801-02</b>  | 73,46  |                  |                          |             |               |          |
| <b>09-801-04</b>  | 73,96  |                  |                          |             |               |          |
| EC 340 1982-88 ET 340 1978-88 CS 340 1989-00                              |        |                  |                          |             |               |          |
| <b>09-802</b>   | 60,00  | <b>337 2-syl</b> | 710-142                  | 35-522      | 09-131        | 09-132   |
| <b>09-802-01</b>  | 60,25  |                  |                          |             |               |          |
| <b>09-802-02</b>  | 60,50  |                  |                          |             |               |          |
| <b>09-802-04</b>  | 61,00  |                  |                          |             |               |          |
| GP 338 1973 SL 338 1974 GS 338, 340 1976-1979                             |        |                  |                          |             |               |          |
| <b>09-803</b>   | 60,00  | <b>338 2-syl</b> |                          | 35-505      | 09-135        | 09-143   |
| <b>09-803-02</b>  | 60,50  |                  |                          |             |               |          |
| <b>09-803-04</b>  | 61,00  |                  |                          |             |               |          |
| EX 340 1976-78 STX 340 1976-1977  |        |                  |                          |             |               |          |
| <b>09-804</b>   | 60,00  | <b>338 2-syl</b> | 710-141                  | 35-505      | 09-137        | 09-143   |
| <b>09-804-02</b>  | 60,50  |                  |                          |             |               |          |
| GP; TL, 433 1975 EX 440 1976-81 GP 440 1976-78 PR 440 1976-77 STX 1976-77 |        |                  |                          |             |               |          |
| <b>09-806</b>   | 68,00  | <b>433 2-syl</b> | <b>Katso tiiviste</b>    | 35-505      | 09-137        | 09-143   |
| <b>09-806-01</b>  | 68,25  |                  | <b>kelkkakohtaisesta</b> |             |               |          |
| <b>09-806-02</b>  | 68,75  |                  | <b>luettelosta</b>       |             |               |          |
| <b>09-806-04</b>  | 69,00  |                  |                          |             |               |          |
| SS 440 1980-83  |        |                  |                          |             |               |          |
| <b>09-807</b>   | 66,00  | <b>440 2-syl</b> | 710-147C                 | 35-505      | 09-137        | 09-143   |
| <b>09-807-02</b>  | 66,50  |                  |                          |             |               |          |
| EC 440 1979-84 SR 540 1980-91 XL 540 1985-90 VK 540 1988-00               |        |                  |                          |             |               |          |
| <b>09-808</b>   | 73,00  | <b>535 2-syl</b> |                          |             |               |          |
| <b>09-808-01</b>  | 73,25  |                  |                          |             |               |          |
| <b>09-808-02</b>  | 73,50  |                  |                          |             |               |          |
| <b>09-808-04</b>  | 74,00  |                  |                          |             |               |          |
| SL 292 1971-72  |        |                  |                          |             |               |          |
| <b>09-810-02</b>  | 73,50  | <b>292 1-syl</b> |                          | 35-505      |               |          |
| ET 300 1980-84  |        |                  |                          |             |               |          |
| <b>09-811</b>   | 56,00  | <b>294 2-syl</b> | 710-138A                 | 09-505      | 09-135        | 09-143   |
| <b>09-811-02</b>  | 56,50  |                  |                          |             |               |          |
| GP 292 1972-73 SM 292 1973-74   |        |                  |                          |             |               |          |
| <b>09-812</b>   | 73,00  | <b>292 1-syl</b> |                          | 35-505      |               |          |
| <b>09-812-02</b>  | 73,50  |                  |                          |             |               |          |

**Katso tiiviste kelkkakohtaisesta luettelosta. Kyseisen männän kohdalla on aina kyseessä monta vuotta, ja tiiviste saattaa vaihtua jossain mallissa. Lisäksi huomaa, kaikki kelkat eivät välttämättä ole luetteloitu tälle sivulle.**

# Yamaha Kolben Gaskets Needle cage Oil seals

| YAMAHA  | dia mm | ccm/cm3          | gasket                   | needle cage | oil seal magn | oil seal |
|---|--------|------------------|--------------------------|-------------|---------------|----------|
| PZ 480 1984-98 480 ST 1991-98 VT 480 1991-97 VT 480 GT 1993-9 VT 480 TF/X 1993-00 |        |                  |                          |             |               |          |
| PZ 500 1999-00; PZ 500 ML 2000 PZ Mtn 480 1999 Venture 500 1999-06                |        |                  |                          |             |               |          |
| <b>09-813</b>   | 72,00  | <b>485 2-syl</b> | 710-168                  | 35-505      | 09-14303      | 09-14302 |
| <b>09-813-01</b>  | 72,25  |                  | <b>Katso tiiviste</b>    |             |               |          |
| <b>09-813-02</b>  | 72,50  |                  | <b>kelkkakohtaisesta</b> |             |               |          |
| <b>09-813-04</b>  | 73,00  |                  | <b>luettelosta</b>       |             |               |          |
| SR 433, GPX 433 1971-75   |        |                  |                          |             |               |          |
| <b>09-814</b>   | 68,00  | <b>433 2-syl</b> |                          | 35-505      | 09-137        | 09-143   |
| <b>09-814-01</b>  | 68,25  |                  |                          |             |               |          |
| <b>09-814-02</b>  | 68,50  |                  |                          |             |               |          |
| <b>09-814-04</b>  | 69,00  | <b>433 2-syl</b> |                          | 35-505      |               |          |
| GPX 338 F/A 1974-75   |        |                  |                          |             |               |          |
| <b>09-815</b>   | 60,00  | <b>338 2-syl</b> |                          | 35-505      | 09-137        | 09-143   |
| <b>09-815-01</b>  | 60,25  |                  |                          |             |               |          |
| <b>09-815-02</b>  | 60,50  |                  |                          |             |               |          |
| VMX 540 1983-91   |        |                  |                          |             |               |          |
| <b>09-816</b>   | 73,00  | <b>535 2-syl</b> | 710-140A                 | 35-521      |               |          |
| Exciter 570, 1987-90 Exciter 2, 1991-92   |        |                  |                          |             |               |          |
| <b>09-817</b>   | 73,00  | <b>569 2-syl</b> | 710-171                  | 35-521      | 09-14313      | 09-14301 |
| <b>09-817-02</b>  | 73,50  |                  | 710-171A                 |             |               |          |
| <b>09-817-04</b>  | 74,00  |                  | <b>MOS 2 surface</b>     |             |               |          |
| SRX 440 1978-1980   |        |                  |                          |             |               |          |
| <b>09-818</b>   | 68,50  | <b>439 2-syl</b> | 710-147A                 | 35-512      | 09-137        | 09-143   |
| <b>09-818-01</b>  | 68,75  |                  |                          |             |               |          |
| <b>09-818-02</b>  | 69,00  |                  |                          |             |               |          |
| V-Max 500 LE, DX, ST, 1994-96   |        |                  |                          |             |               |          |
| <b>09-825</b>   | 68,00  | <b>493 2-syl</b> | 710-200                  | 35-521      |               |          |
| V-Max 600, LE, DX, ST, 1994-96  |        |                  |                          |             |               |          |
| <b>09-826</b>   | 74,80  | <b>598 2-syl</b> | 710-201                  | 35-521      |               |          |
| <b>09-826-02</b>  | 75,30  |                  |                          |             |               |          |

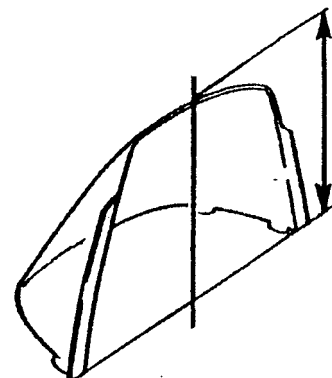
# Kohler, Sachs, Kawasaki Kolben Gaskets Needle cage Oil seals

| Kohler  | dia mm | ccm/cm3          | gasket    | needle cage | oil seal magn | oil seal |
|---|--------|------------------|-----------|-------------|---------------|----------|
| <b>Kohler 340 moottori</b>  |        |                  |           |             |               |          |
| <b>09-670</b>   | 62,00  | <b>340 2-syl</b> |           | 35-520      | 09-104        | 09-113   |
| <b>09-670-01</b>  | 62,25  |                  |           |             |               |          |
| <b>09-670-02</b>  | 62,50  |                  |           |             |               |          |
| <b>09-670-04</b>  | 63,00  |                  |           |             |               |          |
| <b>Sachs</b>  |        |                  |           |             |               |          |
| <b>Sachs 440</b>  |        |                  |           |             |               |          |
| <b>09-SM127</b>   | 67,40  | <b>436 2-syl</b> |           |             | 09-116        | 09-127   |
|   |        |                  |           |             |               |          |
| <b>Kawasaki</b>   |        |                  |           |             |               |          |
| Kawasaki 440 Kawasaki Intriguer, Intruder, Invader; Drifter 440 1978-81 |        |                  |           |             |               |          |
| <b>09-689</b>   | 68,00  | <b>440 2-syl</b> |           | 35-522      | 09-14603      | 09-14603 |
| Invader 340 F/C 1978-80, Inviter 340 F/C 1978, Drifter F/C 1979-81      |        |                  |           |             |               |          |
| <b>09-685</b>   | 60,00  | <b>339 2-syl</b> | <b>62</b> | 35-525      |               |          |

# Windschutzscheiben

Hinweis: Die Hohe der Windschutzscheibe immer anliegend ab der Scheinwerfer-Umrahmung nach oben messen.

|        |                          |                                      |
|--------|--------------------------|--------------------------------------|
| 00-110 | 5 393 062                | GL 250 - >88                         |
| 00-111 | 524090X                  | GL 250 S, GL 230 89->91              |
| 00-112 | 526754                   | GL 360 S 92->95                      |
| 00-115 |                          | 539504 Forest Fox 96->98, 01         |
| 00-120 | 522842X                  | GL 3900, GLX 5900 steel brackets->93 |
| 00-121 | 538284-1                 | GLX 5900, with srcews 1995           |
| 00-122 | 523192X                  | GLS 3300 low                         |
| 00-123 | 538616                   | GLX 5900, 1995                       |
| 00-130 | 524126X                  | GL 3300, GL 3900 S, 88->92           |
| 00-133 | 538837                   | COBRA 94->95, ULTRA 94->96           |
| 00-140 | 5393890-1                | 640                                  |
| 00-141 | 6500202-2                | 650 with screws 1995                 |
| 00-142 | 533084X                  | 650 steel bracket 83->94             |
| 00-151 | 537644                   | RANGER, LIGHT, GT 93->97             |
| 00-181 | 5241686                  | GLX 5900 96->99, 6900 1997           |
| 00-300 | Nordik 300               |                                      |
| 00-377 | Nordik 377 R             |                                      |
| 00-500 | Nordik 500, 600, 7 slots |                                      |
| 00-510 | Trapper, 5000, 5 slots   |                                      |
| 00-550 | Nordik 550               |                                      |



Original production.



12-165 Mirror

## Vintage models



37-08



41-40

37-08 Ockelbo rubber spring



00-600 Lynx decals 1969-75

00-601 Head, decal, whit. 1969-75


00-602 Team Lynx decal, -80 cent.

41-40 Rear spring Lynx 40, 30, 20

41-535 Spring, wheel boogie Lynx

# Bremsklötze

## Arctic Cat



**05-15225 pair**  
AC 0109-932



**05-15232 pair**  
AC 0115-603




**05-15240 pair**  
AC 0702-264

## Polaris




**05-15241 pair**  
AC 0702-229



**05-15203 pair**  
Pol 193034/5



**05-15214 pc**  
Pol 1930 569



**05-15231 pc**  
Pol 1930 588




**05-15237 pc**  
Pol 1930 586




**05-15243 pair**  
Pol 1930 723

## Ski-Doo Lynx

## Nordik



**05-15212 pair**  
Sk 860.701.400




**05-15235 pair**  
Skidoo, Lynx, Nordik



**05-15247 pair**  
Sk 860.701.700



**05-15241 pc**  
Sk 414.933.700  
Lynx



**05-15242 pair**  
Sk 860.700.700  
Lynx



**05-15246 pc**  
Sk 414.990.000  
Lynx



# Bremsklötze

## Yamaha



05-15224 pair



05-15228 pc



05-15245 pc



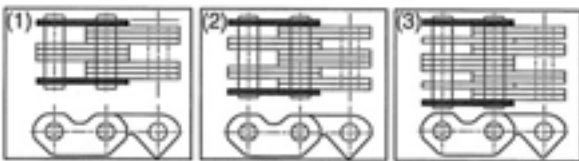
05-15249 pair

## Chain specifications

## ( Silent, Hyvo, DID )

| Pict | Prod       | Plates | Plate stack           | ID Stamp     | Manufacture | Note.     |
|------|------------|--------|-----------------------|--------------|-------------|-----------|
| 1    | <b>45-</b> | 11     | 1-2-1-1-1-1-1-2-1     | LB S37 U.S.A | Rexnord     | Silent 11 |
| 2    | <b>46-</b> | 13     | 1-2-1-1-1-1-1-1-1-2-1 | LB S37 U.S.A | Rexnord     | Silent 13 |
| 3    | <b>50-</b> | 15     | 1-2-2-2-1-2-2-2-1     | LB S37 U.S.A | Rexnord     | Silent 15 |
| 4    | ei         | 13     | 1-1-1-1 ( x 13 )      | DID          | D.I.D       |           |
| 5    | ei         | 15     | 1-1-1-1 ( x 15 )      | DID          | D.I.D       |           |
| 8    | ei         | 15     | ??                    | Morse        | Borg Warner | Hyvo 7/8  |
| 7    | <b>52-</b> | 13     | 1-2-1-1-1-1-1-1-1-2-1 | Morse        | Borg Warner | Hyvo 3/4  |

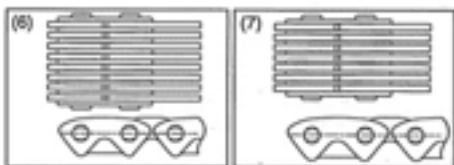
### Rexnord



Kuvista näkyy levyjen vanha niputus, mutta näitä nykyisiä voi käyttää, kunhan leima on sama.

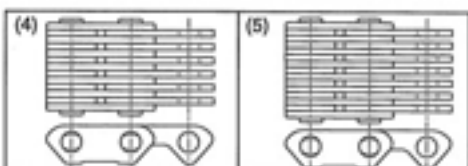
On kaikkein yleisin ketjumalli. **Silent**

### Borg Warner



Kuvista näkyy levyjen vanha niputus, mutta näitä nykyisiä voi käyttää, kunhan leima on sama.  
Kauppanimi, **Hyvo 3/4**


### D.I.D.



DID ketjua on käyttänyt Yamaha 1990 luvulla.  
Harvinainen malli.

# Chaîne de silent

| 11 wide | length | 13 wide | length | 15 wide | length |
|---------|--------|---------|--------|---------|--------|
| 45-064  | 64     | 46-064  | 64     | 50-064  | 64     |
| 45-066  | 66     | 46-066  | 66     | 50-066  | 66     |
| 45-068  | 68     | 46-068  | 68     | 50-068  | 68     |
| 45-070  | 70     | 46-070  | 70     | 50-070  | 70     |
| 45-072  | 72     | 46-072  | 72     | 50-072  | 72     |
| 45-074  | 74     | 46-074  | 74     | 50-074  | 74     |
| 45-090  | 90     | 46-076  | 76     | 50-076  | 76     |
|         |        | 46-102  | 102    | 50-078  | 78     |
|         |        | 46-104  | 104    |         |        |
|         |        | 46-106  | 106    |         |        |
|         |        | 46-108  | 108    |         |        |



## Pignon, Skidoo, Lynx

| 11 wide | Z  | 13 wide | Z  | 15 wide | Z  |
|---------|----|---------|----|---------|----|
| 45-016  | 16 | 46-016  | 16 |         |    |
| 45-017  | 17 | 46-017  | 17 |         |    |
| 45-018  | 18 | 46-018  | 18 |         |    |
| 45-019  | 19 | 46-019  | 19 | 50-019  | 19 |
| 45-020  | 20 | 46-020  | 20 | 50-020  | 20 |
| 45-021  | 21 | 46-021  | 21 | 50-021  | 21 |
| 45-022  | 22 | 46-022  | 22 | 50-022  | 22 |
| 45-023  | 23 | 46-023  | 23 | 50-023  | 23 |
| 45-024  | 24 | 46-024  | 24 | 50-024  | 24 |
|         |    | 46-025  | 25 | 50-025  | 25 |
|         |    | 46-026  | 26 |         |    |



## Pignon, Skidoo, Lynx

| 13 wide | Z  | 13 wide   | Z  | 15 wide | Z  | 15 wide   | Z  |
|---------|----|-----------|----|---------|----|-----------|----|
| steel   |    | aluminium |    | steel   |    | aluminium |    |
| 55-43   | 43 | 56-43     | 43 | 58-43   | 43 | 60-43     | 43 |
| 55-44   | 44 |           |    |         |    |           |    |
| 55-45   | 45 | 56-45     | 45 | 58-45   | 45 | 60-45     | 45 |
|         |    |           |    |         |    |           |    |

## Pignon, 7/8"-13 cannelures

Arctic Cat tot., no Diamond drive, Polaris -1996

| 11-wide | Z  | 11-wide | Z  | 13-wide | Z  | 13-wide | Z  |
|---------|----|---------|----|---------|----|---------|----|
| 47-016  | 16 | 47-021  | 21 | 48-016  | 16 | 48-021  | 21 |
| 47-017  | 17 | 47-022  | 22 | 48-017  | 17 | 48-022  | 22 |
| 47-018  | 18 | 47-023  | 23 | 48-018  | 18 | 48-023  | 23 |
| 47-019  | 19 | 47-024  | 24 | 48-019  | 19 | 48-024  | 24 |
| 47-020  | 20 |         |    | 48-020  | 20 |         |    |

# 3/4" Hyvo chain

Original Borg Warner chain

| 3/4" width | length |  | 3/4" width | length |
|------------|--------|--|------------|--------|
| 52-66      | 66     |  | 52-80      | 80     |
| 52-68      | 68     |  | 52-82      | 82     |
| 52-70      | 70     |  | 52-86      | 86     |
| 52-72      | 72     |  | 52-90      | 90     |
| 52-74      | 74     |  | 52-92      | 92     |
| 52-76      | 76     |  | 52-94      | 94     |
| 52-78      | 78     |  |            |        |

## Polaris sprockets

Heat treated steel, these gears are several times stronger than stock.

| Gear for Silent chains. Fit        |    |            |    |            |    | Hyvo gears for Polaris snowmobiles. |  |            |    |          |    |
|------------------------------------|----|------------|----|------------|----|-------------------------------------|--|------------|----|----------|----|
| all Polaris snowmobiles from 1996- |    |            |    |            |    | Fit all from 1998, which are with   |  |            |    |          |    |
| ( fit also Yamaha )                |    |            |    |            |    | 3/4 Hyvo chain                      |  |            |    |          |    |
| 11-wide                            |    | 13-wide    |    | 15-wide    |    |                                     |  | 3/4 Hyvo   |    | 3/4 Hyvo |    |
| 15 splines                         |    | 15 splines |    | 15 splines |    |                                     |  | 15 splines |    | Alapyöra |    |
| 1 "                                | Z  | 1 "        | Z  | 1 "        | Z  |                                     |  | 1 "        | Z  | 15 s/1 " | Z  |
| 49-344                             | 17 | 51-359     | 17 | 53-433     | 17 |                                     |  | 52-751     | 17 | 52-770   | 35 |
| 49-346                             | 18 | 51-360     | 18 | 53-432     | 18 |                                     |  | 52-752     | 18 | 52-772   | 36 |
| 49-348                             | 19 | 51-362     | 19 | 53-434     | 19 |                                     |  | 52-754     | 19 | 52-774   | 37 |
| 49-350                             | 20 | 51-364     | 20 | 53-436     | 20 |                                     |  | 52-756     | 20 | 52-776   | 38 |
| 49-352                             | 21 | 51-366     | 21 | 53-438     | 21 |                                     |  | 52-758     | 21 | 52-778   | 39 |
| 49-354                             | 22 | 51-368     | 22 | 53-440     | 22 |                                     |  | 52-760     | 22 | 52-780   | 40 |
| 49-356                             | 23 | 51-370     | 23 | 53-442     | 23 |                                     |  | 52-762     | 23 | 52-782   | 41 |
| 49-358                             | 24 | 51-372     | 24 | 53-444     | 24 |                                     |  | 52-764     | 24 | 52-784   | 42 |
| 49-357                             | 25 | 51-371     | 25 | 53-446     | 25 |                                     |  | 52-766     | 25 | 52-786   | 43 |

## Yamaha sprockets

Heat treated steel, these gears are several times stronger than stock.

| Gear for Silent chains. Fit       |    |            |    |            |    | Hyvo gears for Yamaha snowmobiles.     |    |            |    |          |    |
|-----------------------------------|----|------------|----|------------|----|--|----|------------|----|----------|----|
| all Yamaha snowmobiles up to RX-1 |    |            |    |            |    | There are 2 different spline versions, |    |            |    |          |    |
| ( fit also Polaris )              |    |            |    |            |    | and 16 splines is the new, last one    |    |            |    |          |    |
| 11-wide                           |    | 13-wide    |    | 15-wide    |    | 3/4-Hyvo                               |    | 3/4 Hyvo   |    | 3/4 Hyvo |    |
| 15 splines                        |    | 15 splines |    | 15 splines |    | 16 splines                             |    | 15 splines |    | Alapyöra |    |
| 1 "                               | Z  | 1 "        | Z  | 1 "        | Z  | 27 mm                                  | Z  | 1 "        | Z  | 15 s/1 " | Z  |
| 49-344                            | 17 | 51-359     | 17 | 53-433     | 17 |  |    |            |    |          |    |
| 49-346                            | 18 | 51-360     | 18 | 53-432     | 18 | 52-849                                 | 18 | 52-860     | 18 |          |    |
| 49-348                            | 19 | 51-362     | 19 | 53-434     | 19 | 52-850                                 | 19 | 52-861     | 19 | 52-871   | 35 |
| 49-350                            | 20 | 51-364     | 20 | 53-436     | 20 | 52-851                                 | 20 | 52-862     | 20 | 52-869   | 36 |
| 49-352                            | 21 | 51-366     | 21 | 53-438     | 21 | 52-852                                 | 21 | 52-863     | 21 | 52-872   | 37 |
| 49-354                            | 22 | 51-368     | 22 | 53-440     | 22 | 52-853                                 | 22 | 52-864     | 22 | 52-873   | 38 |
| 49-356                            | 23 | 51-370     | 23 | 53-442     | 23 | 52-854                                 | 23 | 52-865     | 23 | 52-874   | 39 |
| 49-358                            | 24 | 51-372     | 24 | 53-444     | 24 | 52-855                                 | 24 | 52-866     | 24 | 52-875   | 40 |
| 49-357                            | 25 | 51-371     | 25 | 53-446     | 25 | 52-856                                 | 25 | 52-867     | 25 | 52-876   | 41 |

# CDI-Zündboxen



**01-14342**  
Rotax 410.918.900



**01-14343**  
Rotax 420.965.591



**01-401**  
Arctic Cat 3004-099



**01-14340**  
Rotax 420.866.595



**01-415**  
Yamaha 8V0.85540.21



**01-407**  
Polaris 3083725



**01-14345**  
Rotax 420.965.757



**01-40701**  
Polaris 3083989




**01-40801**  
Polaris 3084007



**01-14329**  
Arctic Cat 3003-777



**01-14372**  
Skidoo 512.058.927 Form.



**01-406**  
Pol. 3083721 600-650



**01-404**  
Polaris 308 3723



**01-14327**  
Arctic Cat



**01-14332**  
Bosch, Skidoo, Motoski

# Zündspulen



**01-14310**  
Rotax 410.916.000



**01-14311**  
Rotax 410.913.500 Arctic



**01-14319**



**01-14312**  
Arctic Cat 3003-221



**01-14313**  
Polaris 3082974



**01-143120**  
Arctic Cat 3003-977



**01-14314**  
Yamaha 8W3.82310.10



**01-14315**  
Yamaha 8E7.82310.10



**01-14317**  
Yamaha 5.82310.40



**01-14351**  
Yamaha 8AB.82310.10



**01-14353**  
Arctic Cat 3003-575



**01-14355**  
Rotax 10.920.500



**01-14350**  
Yamaha Bravo 250 -88



**01-14363**  
AC 3005-381 ZL-ZR 5-700



**01-14371**  
Rotax 420.996.705  
Form. III, Mach1, Z, ZR

# Zündspulen



**01-14360**  
Arctic Cat 3004-126



**01-14361**  
Arctic Cat 3004-483



**01-14362**  
Polaris 3084469



**01-1430**  
Rotax, Bosch, Arctic Cat



**01-14367**  
Polaris 3085293



**01-14370**  
Formula 415.085.400

# Safety stop swicth



**01-113** Arctic Cat



**01-11120**  
Skidoo

**01-11121**  
Skidoo 515.1515.00



**01-11113**  
Yamaha, Arctic Cat, Polaris



**01-112**



**01-120**  
Universal, oldies  
Push-stop-model


# Zündkerze



**BOSCH**

**05-B8** BR8ES resistor type  
**05-B9** BR9ES resistor type

# Gleichrichter



**01-15416**      **3 wires**  
**01-15416B**    **4 wires**



**01-15402**  
 Rotax 410.908.900



**01-15406**  
 Rotax, Arctic Cat



**01-15417**      **250 W**  
 Tasasuuntaaja Rotax



**01-15415**  
 Rotax 410.908.900



**01-15421**  
 Polaris 4060122



**01-15418**  
 Tasasuuntaaja Arctic Cat



**01-15426**  
 Arctic Cat 0232-014



**01-15432**  
 Yamaha 82F.81910.



**01-15435**  
 Yamaha 82M.81910.AO



**01-15436**  
 Yamaha 98A.81910.00

## Spark plug cap



**01-110**




**01-1011**

# Flip, instruction

## Pictures:

In the pictures, you can see mounting of a **384** cm long track.

In order to achieve the best possible track alignment, mount the shaft as far to the left as possible



## Pictures:

In the pictures, you can see mounting of a **403** cm long track.

In order to achieve the best possible track alignment, mount the shaft as far to the left as possible

