

BOMBARDIER

LTD/LTÉE

ski-doo

OLYMPIC 1969

DIVISION SKI-DOO DIVISION
PARTS MANUAL
MANUEL / PIECES

BOMBARDIER

LTD/LTÉE

ski-doo

OLYMPIC 1969

DIVISION SKI-DOO DIVISION
PARTS MANUAL
MANUEL / PIÈCES

VALCOURT QUEBEC CANADA

PARTS - IBM 480 1007
REVISED JANUARY - 1969

GENERAL INFORMATION
PARTS CATALOGUE

BOMBARDIER SKI-DOO

MODEL - MODÈLE

300 cc - MANUAL

320 cc - MANUAL

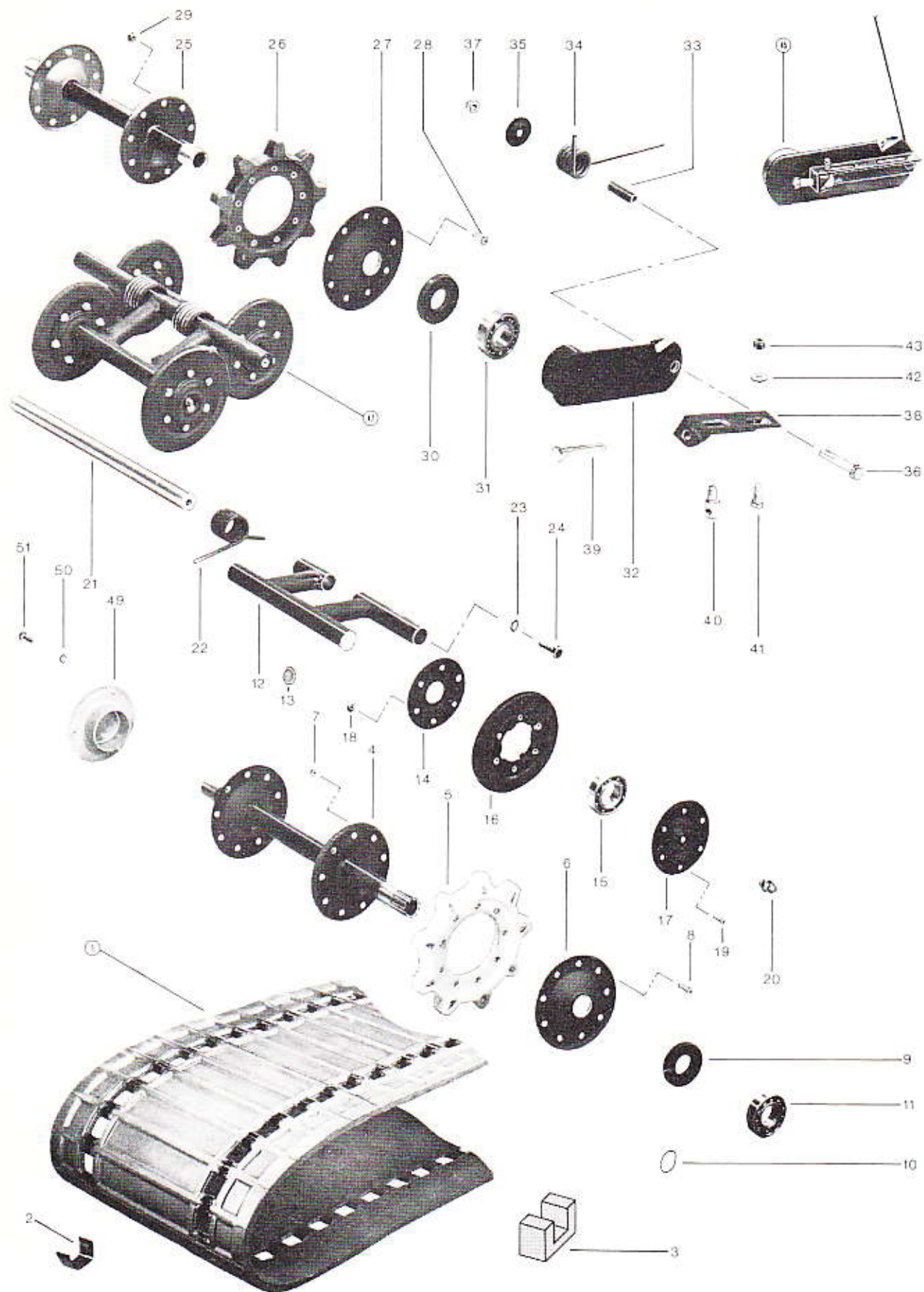
320 cc - ELECTRIC

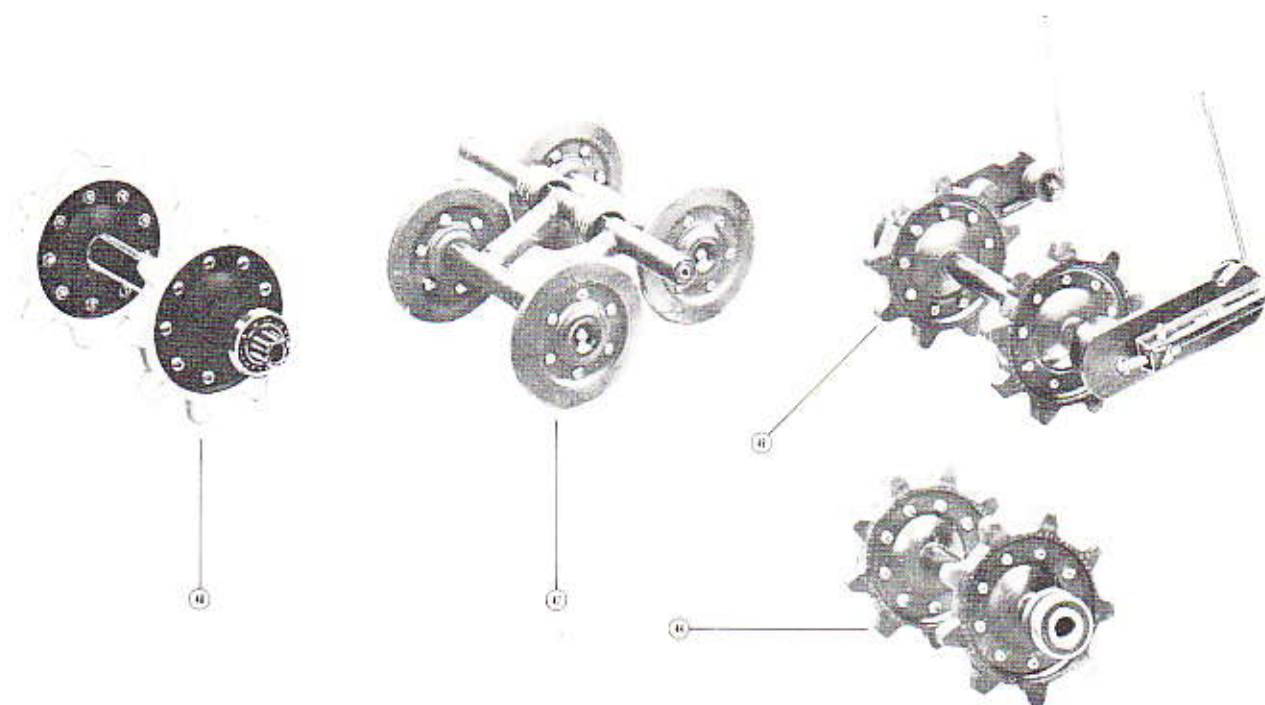
370 cc - MANUAL

INFORMATION GÉNÉRALE
CATALOGUE / PIÈCES

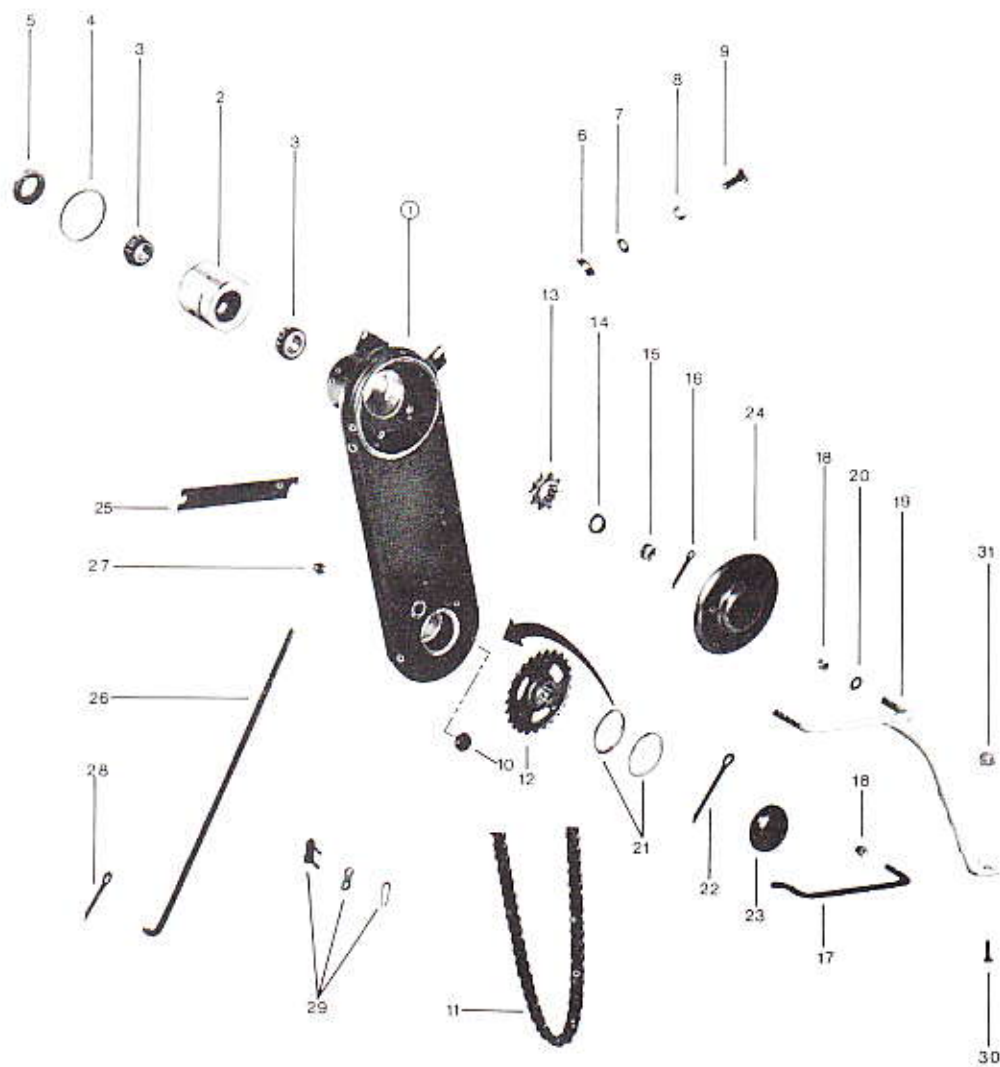
INDEX

DESCRIPTION	SECTION
TRACK	0
DRIVE	I
WHEEL	II
SUSPENSION	III
TRANSMISSION	IV
SKI	V
STEERING	VI
BRAKE	VII
THROTTLE	X
ENGINE & EXHAUST	XII
FUEL	XIII
ELECTRICAL	XV
BODY	XVII
—————	
CHENILLE	0
COMMANDE	I
ROUE	II
SUSPENSION	III
TRANSMISSION	IV
SKI	V
CONDUITE	VI
FREIN	VII
ACCÉLÉRATEUR	X
MOTEUR & ÉCHAPPEMENT	XII
ESSENCE	XIII
SYSTÈME ÉLECTRIQUE	XV
CHASSIS	XVII







ITEM NO.	PART NO.	DESCRIPTION	QUANTITY				ITEM NO.	PART NO.	DESCRIPTION	QUANTITY			
			300	320	320E	370				300	320	320E	370
1	570 0002	Track	1	1	1	1	30	570 0301	Seal	2	2	2	2
2	570 0003	Track Insert	-	-	-	-	31	405 4004	Bearing	2	2	2	2
3	529 0003	Insert Block (Tool)	-	-	-	-	32	503 0030	R.H. Link Plate	1	1	1	1
4	501 0012	Drive Axle	1	1	1	1	32	503 0031	L.H. Link Plate	1	1	1	1
5	414 0001	Drive Sprocket	2	2	2	2	33	503 0029	Adjuster Sleeve	2	2	2	2
6	501 0018	Flange	2	2	2	2	34	503 0023	L.H. Spring	1	1	1	1
7	387 2019	Nut	18	18	18	18	34	503 0025	R.H. Spring	1	1	1	1
8	320 1102	Machine Screw	18	18	18	18	35	503 0016	Retainer Washer	2	2	2	2
9	581 1017	Seal (with Spring)	2	2	2	2	36	300 1048	Cap Screw	2	2	2	2
10	414 0153	Spring (for seal)	2	2	2	2	37	386 6022	Nut	2	2	2	2
11	405 4002	Bearing	2	2	2	2	38	503 0008	R.H. Bracket	1	1	1	1
12	502 0002	Wheel Support	6	6	6	6	38	503 0012	L.H. Bracket	1	1	1	1
13	502 0011	Cap	12	12	12	12	39	309 8004	Cap Screw	2	2	2	2
14	502 0005	Inner Flange	12	12	12	12	40	503 0027	Adjuster Eye Bolt	2	2	2	2
15	405 4002	Bearing	12	12	12	12	41	300 3041	Cap Screw	2	2	2	2
16	570 0203	Wheel Tire	12	12	12	12	42	399 9007	Flat Washer	2	2	2	2
17	502 0006	Outer Flange	12	12	12	12	43	386 7001	Nut	4	4	4	4
18	387 3013	Nut	72	72	72	72	44	581 0006	Rear Hub Ass'y	1	1	1	1
19	320 1062	Machine Screw	72	72	72	72	45	581 0007	L.H. Link Plate Ass'y	1	1	1	1
20	408 2001	Grease Fitting	12	12	12	12	45	581 0008	R.H. Link Plate Ass'y	1	1	1	1
21	502 0008	Cross Shaft	3	3	3	3	46	580 1007	Suspension Ass'y (Rear Hub)	1	1	1	1
22	502 0010	Spring	6	6	6	6	47	580 0005	Wheel Ass'y	3	3	3	3
23	399 8001	Tooth Lock Washer	6	6	6	6	48	580 1026	Drive Ass'y	1	1	1	1
24	300 8043	Cap Screw	6	6	6	6	49	501 0007	End Bearing Housing	1	1	1	1
25	503 0002	Rear Hub	1	1	1	1	50	392 0019	Lock Washer	3	3	3	3
26	570 0101	Sprocket	2	2	2	2	51	300 0000	Cap Screw	3	3	3	3
27	501 0018	Flange	2	2	2	2							
28	320 1062	Machine Screw	18	18	18	18							
29	387 3013	Nut	18	18	18	18							



ITEM NO.	PART NO.	DESCRIPTION	QUANTITY				ITEM NO.	PART NO.	DESCRIPTION	QUANTITY			
			300	320	320E	370				300	320	320E	370
1	504 0034	Chain Case	1	-	-	-	14	504 0015	Shaft Washer	1	1	1	1
1	504 0040	Chain Case	-	1	1	-	15	381 2028	Slotted Nut	1	1	1	1
1	504 0051	Chain Case	-	-	-	1	16	371 0011	Cotter Pin	1	1	1	1
2	504 0053	Chain Tensioner (with Cup)	1	1	1	1	17	504 0019	"U" Clamp	1	1	1	-
3	405 0001	Bearing Cone	2	2	2	2	17	504 0041	"U" Clamp	-	-	-	1
4	406 0001	"O" Ring	1	1	1	1	18	386 6022	Nut	3	3	3	-
5	406 3001	Oil Seal	1	1	1	1	19	504 0018	L.H. Foot Rest	1	1	1	-
6	414 0185	Segment	1	1	1	1	19	504 0052	L.H. Foot Rest	-	-	-	1
7	391 0025	Flat Washer	1	1	1	1	20	391 0023	Flat Washer	2	2	2	2
8	380 9024	Nut	1	1	1	1	21	504 0039	Spacer	2	2	2	2
9	301 2084	Cap Screw	1	1	1	1	22	371 0033	Cotter Pin	1	1	1	1
10	570 0406	Chain Case Plug	1	1	1	1	23	570 0413	Access Plug	1	1	1	1
11	412 1003	Driving Chain	1	-	-	-	24	570 0403	Inspection Cover	1	1	1	1
11	412 1006	Driving Chain	-	1	1	-	25	504 0020	Shim	-	-	-	-
11	412 1007	Driving Chain	-	-	-	1	26	504 0050	Hinge Rod	-	1	1	1
12	504 0013	Sprocket 25 Teeth	1	1	1	-	27	386 6022	Nut	-	1	1	1
12	504 0045	Sprocket 34 Teeth	-	-	-	1	28	371 0031	Cotter Pin	-	1	1	1
13	504 0008	Sprocket 10 Teeth	1	-	-	-	29	412 6001	Driving Chain (Repair Kit)	-	-	-	-
13	504 0009	Sprocket 11 Teeth	-	1	1	-	30	300 0001	Cap Screw	1	1	1	1
13	504 0044	Sprocket 15 Teeth	-	-	-	1	31	386 6019	Nut	1	1	1	1



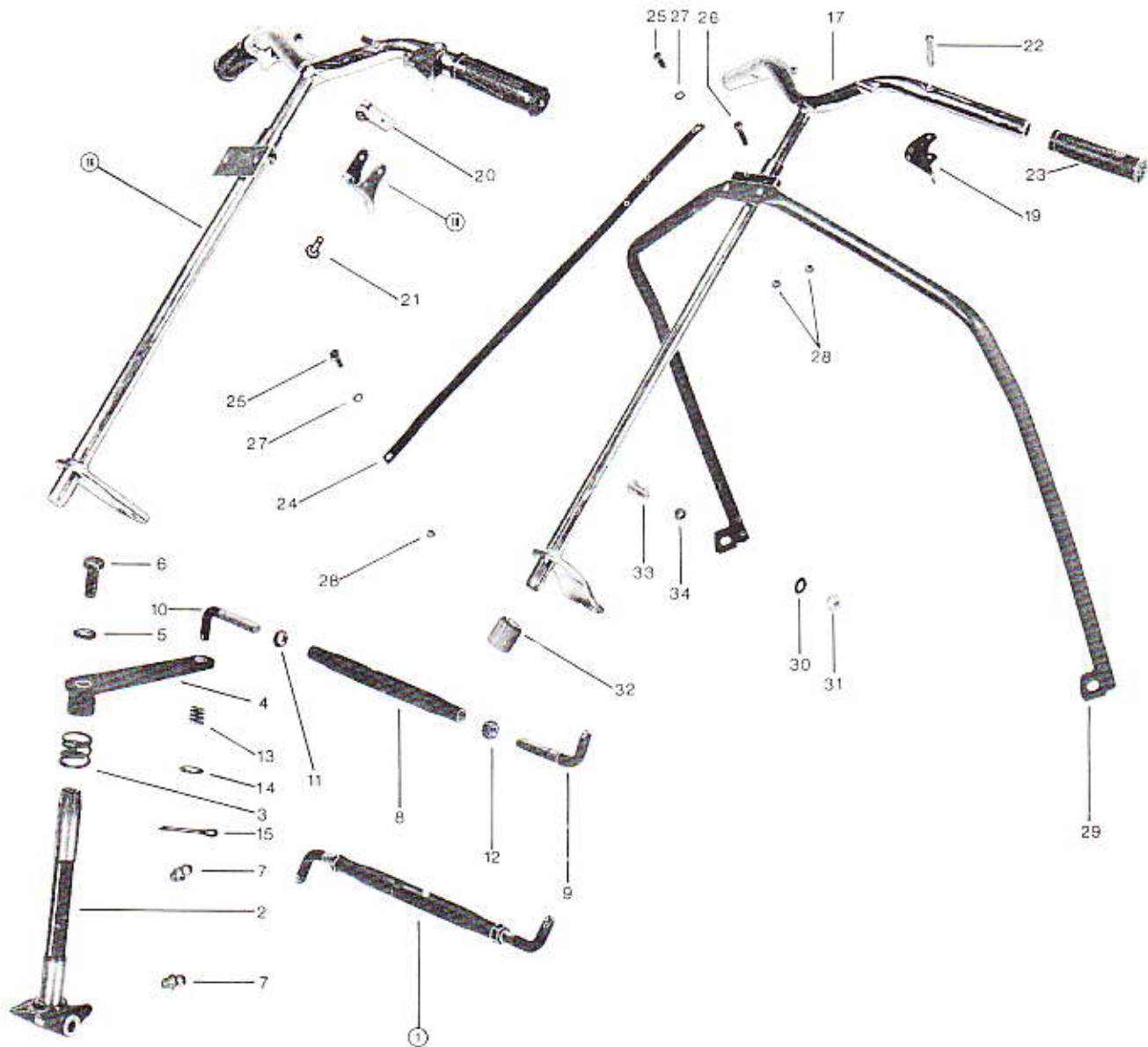
ITEM NO.	PART NO.	DESCRIPTION	QUANTITY				ITEM NO.	PART NO.	DESCRIPTION	QUANTITY			
			300	320	320E	370				300	320	320E	370
1	581 1009	Driven Pulley Ass'y	1	-	-	-	4	414 0126	Cam Slider Shoe	3	3	3	3
1	581 1022	Driven Pulley Ass'y	-	1	1	1	5	414 0125	Spring	1	1	1	1
2	504 1028	Fixed Pulley Half	1	-	-	-	6	560 4001	Outer Cam	1	1	1	1
2	504 1037	Fixed Pulley Half	-	1	1	1	7	372 1123	Roll Pin	1	1	1	1
3	504 1029	Sliding Pulley	1	1	1	1	8	570 0411	Drive Belt	1	1	1	1



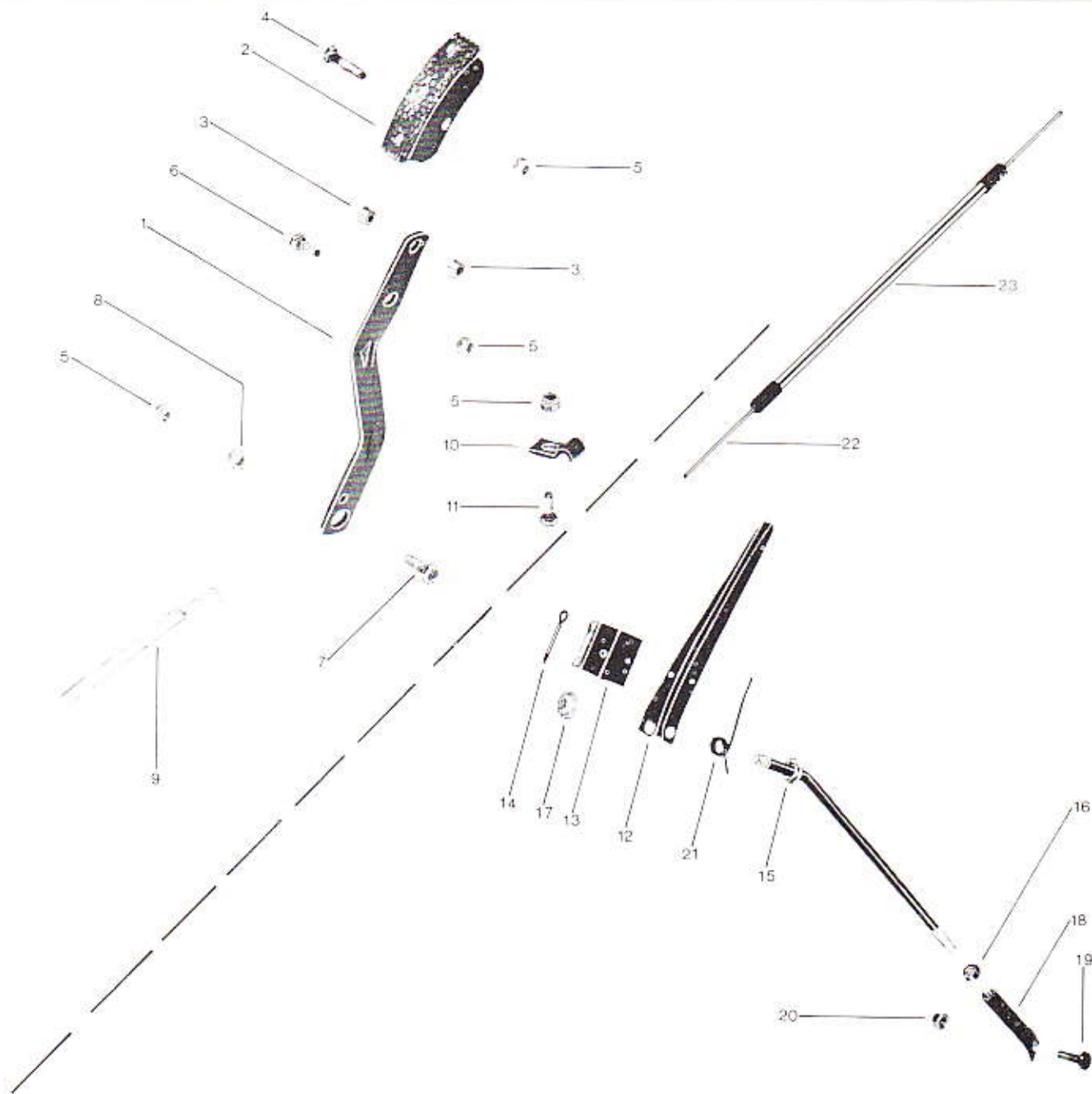
ITEM NO.	PART NO.	DESCRIPTION	QUANTITY				ITEM NO.	PART NO.	DESCRIPTION	QUANTITY			
			300	320	320E	370				300	320	320E	370
1	581 1008	Drive Pulley Ass'y	1	1	1	1	6	414 0013	Spring	1	1	1	1
2	504 1010	Shim (.048)	-	-	-	-	7	504 2017	Outer Half	1	1	1	1
2	504 1009	Shim (.024)	-	-	-	-	8	504 2022	Cent. Governor	1	1	1	1
3	504 2008	Inner Half	1	1	1	1	9	504 2024	Pressure Lever Kit	-	-	-	-
4	405 4005	Bearing	1	1	1	1	10	504 2026	Governor Washer	1	1	1	1
5	504 2013	Spring Seat	1	1	1	1	11	309 8010	Cap Screw	1	1	1	1



ITEM NO.	PART NO.	DESCRIPTION	QUANTITY				ITEM NO.	PART NO.	DESCRIPTION	QUANTITY			
			300	320	320E	370				300	320	320E	370
1	581 1026	Ski Assembly R.H.	1	1	1	1	9	505 0015	Auxiliary Leaf Spring	1	1	1	1
1	581 1027	Ski Assembly L.H.	1	1	1	1	10	505 0037	Spring Coupler	1	1	1	1
2	582 1013	Leaf Spring Ass'y R.H.	1	1	1	1	11	300 8084	Cap Screw	2	2	2	2
2	582 1014	Leaf Spring Ass'y L.H.	1	1	1	1	12	386 6024	Nut	2	2	2	2
3	505 0032	Ski Runner	1	1	1	1	13	309 8007	Cap Screw	1	1	1	1
4	505 0002	Runner Shoe	1	1	1	1	14	386 6024	Nut	1	1	1	1
5	387 2022	Nut	1	1	1	1	15	505 0034	Retainer Pin	2	2	2	2
6	570 0502	Rebound Leaf Spring	1	1	1	1	16	505 0035	Flat Washer	2	2	2	2
7	505 0016	Main Leaf Spring	1	1	1	1	17	371 0011	Cotter Pin	2	2	2	2
8	505 0013	Auxiliary Leaf Spring	1	1	1	1	18	505 0033	Spring Slided Cushion	1	1	1	1
			1	1	1	1	19	570 0503	Inside Protector	1	1	1	1



ITEM NO.	PART NO.	DESCRIPTION	QUANTITY				ITEM NO.	PART NO.	DESCRIPTION	QUANTITY			
			300	320	320E	370				300	320	320E	370
1	580 1047	Tie Rod Ass'y	2	2	2	2	17	506 0072	Handle Bar	1	1	1	1
2	506 0060	Ski Leg L.H.	1	1	1	1	18	581 1036	Control Handle Ass'y	2	2	2	2
2	506 0066	Ski Leg R.H.	1	1	1	1	19	506 0041	Hand Handle	2	2	2	2
3	414 0127	Spring	2	2	2	2	20	506 0073	Cable Slug Retainer	2	2	2	2
4	506 0014	Steering Arm Plate	2	2	2	2	21	390 5004	Rivet	2	2	2	2
5	392 0026	Lock Washer	2	2	2	2	22	390 9001	Rivet	2	2	2	2
6	300 8123	Cap Screw	2	2	2	2	23	414 0002	Grip	2	2	2	2
7	408 2001	Grease Fitting	4	4	4	4	24	506 0069	Brace Strip	1	1	1	1
8	506 0043	Tie Rod	2	2	2	2	25	300 0001	Cap Screw	2	2	2	2
9	506 0044	Center Tie Rod End	2	2	2	2	26	300 0003	Cap Screw	1	1	1	1
10	506 0017	Tie Rod End L.H.	2	2	2	2	27	391 0021	Flat Washer	2	2	2	2
11	389 8015	Jam Nut R.H.	2	2	2	2	28	386 6019	Nut	3	3	3	3
12	389 8016	Jam Nut L.H.	2	2	2	2	29	506 0067	Upper Column	1	1	1	1
13	414 0109	Spring	4	4	4	4	30	391 0023	Flat Washer	2	2	2	2
14	391 0025	Flat Washer	4	4	4	4	31	386 9001	Nut	2	2	2	2
15	371 0031	Cotter Pin	4	4	4	4	32	570 0601	Steering Bushing	1	1	1	1
-	413 7002	Ski Leg Grease	-	-	-	-	33	321 7133	Cap Screw	2	2	2	2
16	580 1048	Handle Bar Ass'y	1	1	1	1	34	517 0088	Spacer	2	2	2	2



ITEM NO.	PART NO.	DESCRIPTION	QUANTITY				ITEM NO.	PART NO.	DESCRIPTION	QUANTITY			
			300	320	320E	370				300	320	320E	370
1	507 0036	Brake Lever	-	1	1	1	14	371 0035	Cotter Pin	1	-	-	-
2	582 1012	Show with Lining	-	1	1	1	15	507 0012	Hinge Rod	1	-	-	-
3	507 0041	Lug Spacer	-	2	2	2	16	380 6022	Nut	1	-	-	-
4	309 8020	Cap Screw	-	1	1	1	17	386 6022	Nut	1	-	-	-
5	386 6019	Nut	-	4	4	4	18	507 0013	Adjuster Tube	1	-	-	-
6	309 8019	Cap Screw	-	1	1	1	19	300 0001	Cap Screw	1	-	-	-
7	560 7004	Cable Lock Screw	-	1	1	1	20	386 6019	Nut	1	-	-	-
8	507 0044	Cable Lock Bushing	-	1	1	1	21	414 0081	Spring	1	-	-	-
9	414 0257	Spring	-	1	1	1	22	414 0267	Brake Cable	1	-	-	-
10	507 0028	Housing Clip	1	2	2	2	22	414 0262	Brake Cable	-	1	1	1
11	300 0001	Cap Screws	-	1	1	1	23	414 0263	Cable Housing	1	-	-	-
12	507 0029	Brake Handle	1	-	-	-	23	414 0266	Cable Housing	-	2	2	2
13	581 1018	Swivel Plate with Lining	1	-	-	-							



ITEM NO.	PART NO.	DESCRIPTION	QUANTITY				ITEM NO.	PART NO.	DESCRIPTION	QUANTITY			
			300	320	320E	370				300	320	320E	370
1	414 0264	Cable	1	1	1	-	3	507 0028	Housing Clip	1	1	1	-
1	414 0314	Cable	-	-	-	1	4	399 8007	Lock Washer	1	1	1	-
2	414 0263	Cable Housing	1	1	1	-	5	300 5000	Cap Screw	1	1	1	-
2	414 0313	Cable Housing	-	-	-	1							

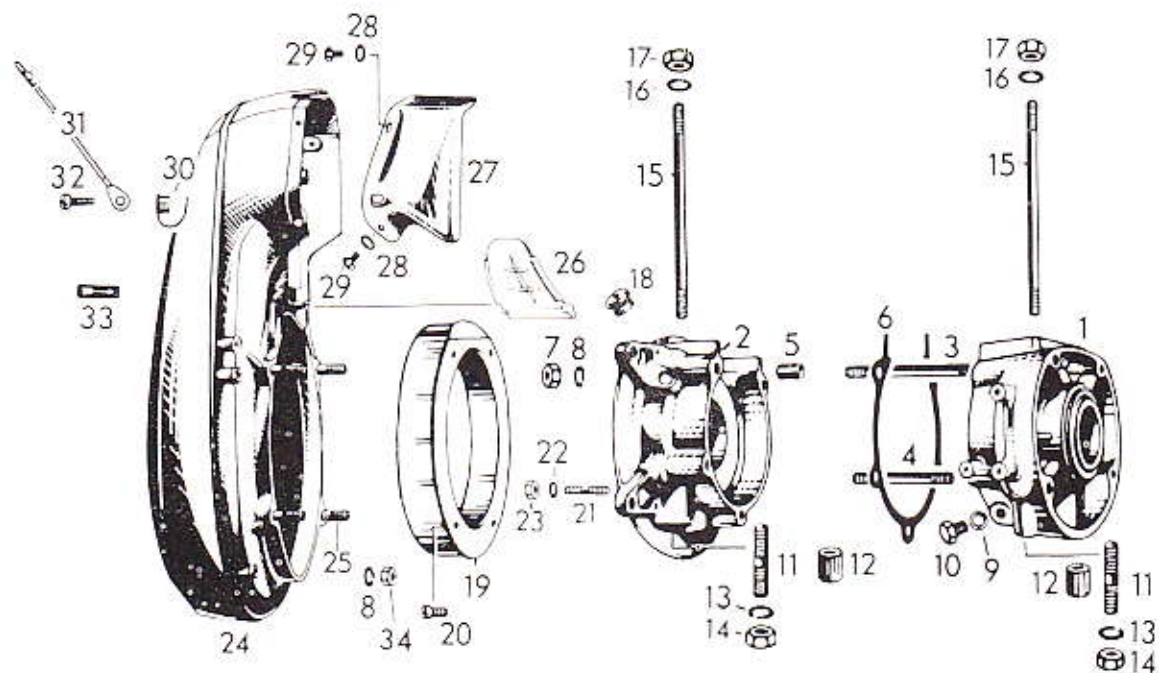
ROTAX ENGINE

1969

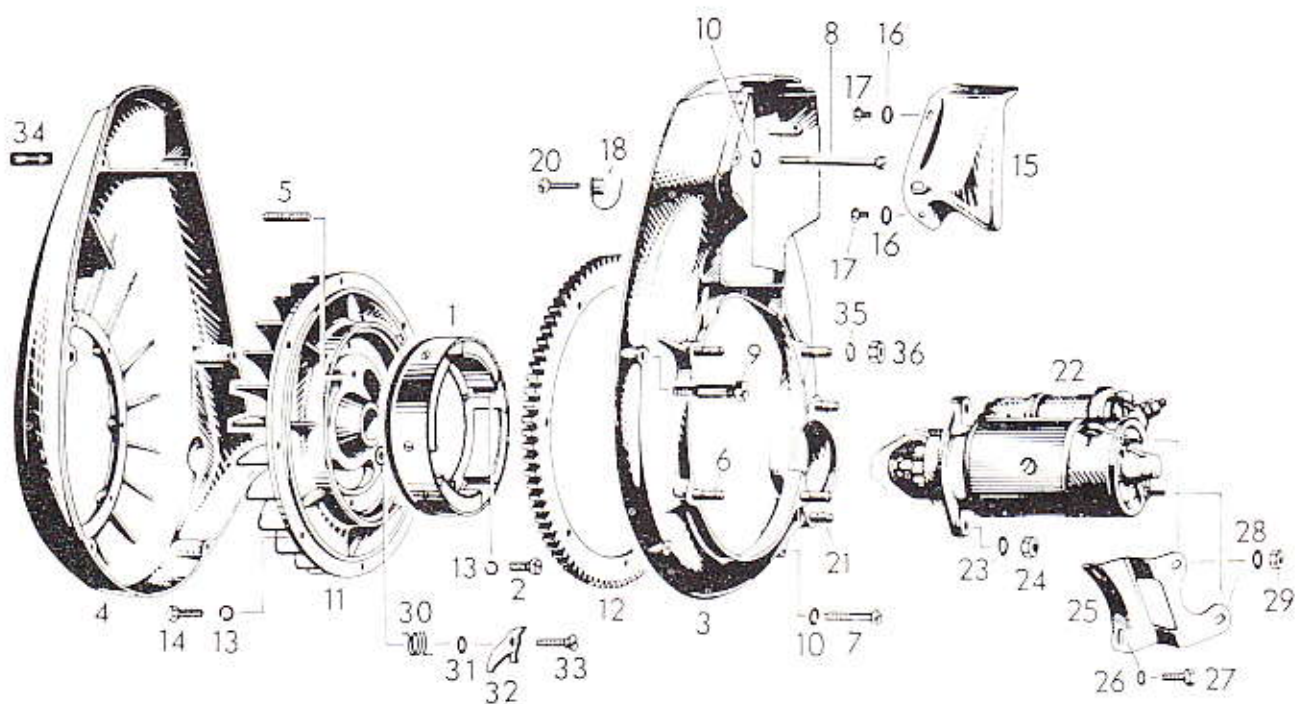
300 cc - MANUAL

320 as - MANUAL

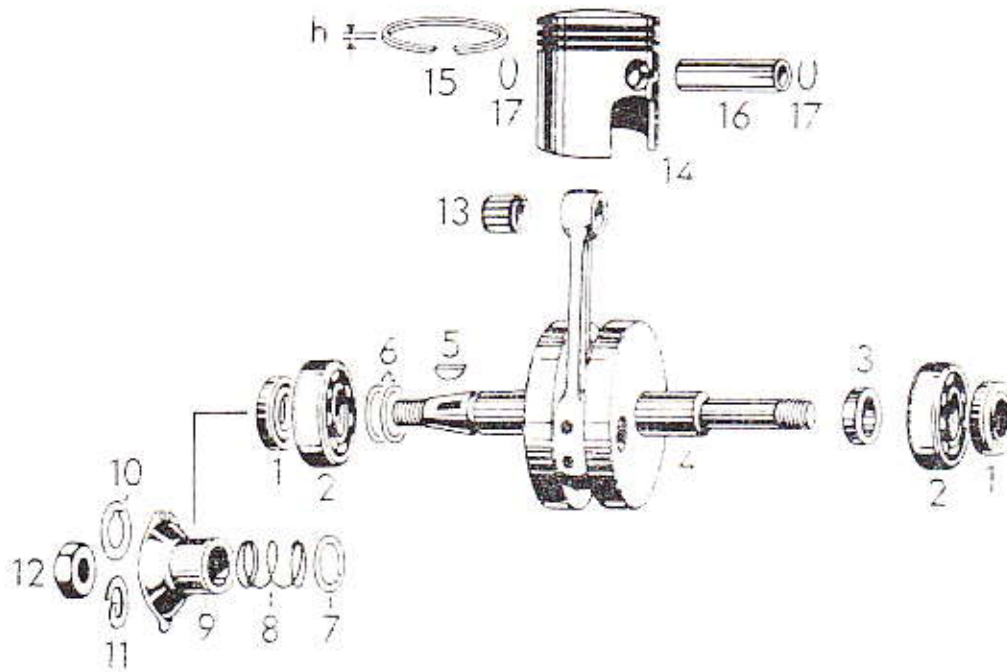
320 as - ELECTRIC



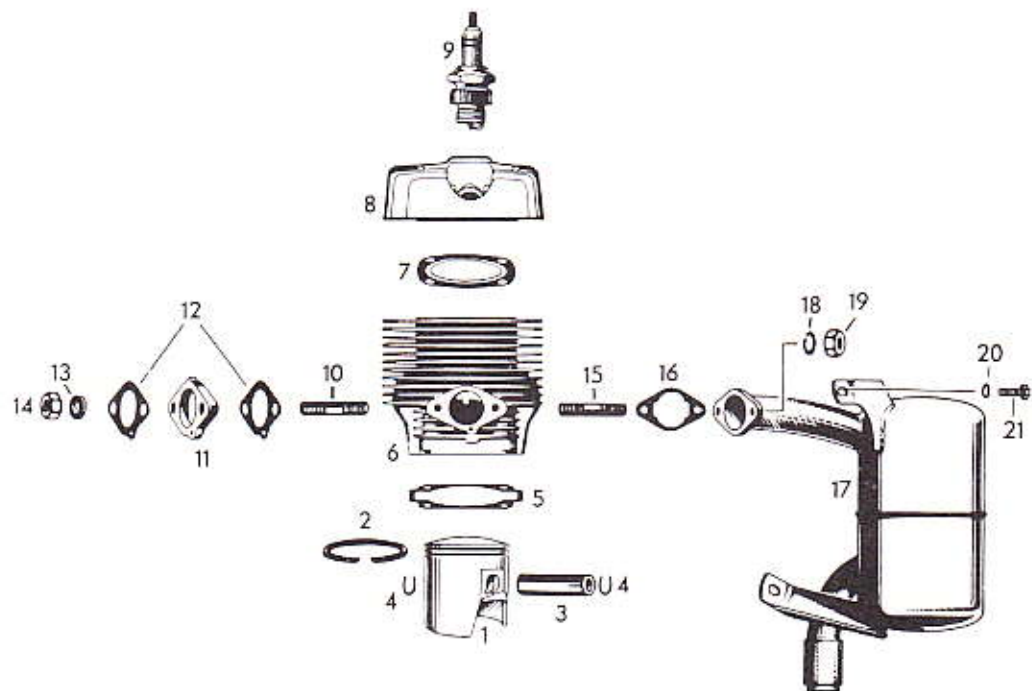
ITEM NO.	PART NO.	DESCRIPTION	QUANTITY			ITEM NO.	PART NO.	DESCRIPTION	QUANTITY		
			300	320	320E				300	320	320E
1, 2, 3, 4, 5.	402 0005	Crankcase Ass'y	1	-	-	18	402 4157	Cable Grommet, Cables	-	-	1
1, 2, 3, 4, 5.	402 0140	Crankcase Ass'y	-	1	1	19	402 0037	Labyrinth Ring	1	-	-
3	402 0007	Stud M8 x 56	2	2	2	19	402 0141	Labyrinth Ring	-	1	1
4	402 0009	Stud M8 x 46	3	3	3	20	402 0142	Cyl. Screw M6 x 10	4	4	4
5	402 1015	Dowel Tube	2	2	2	21	402 4117	Stud M5 x 11.5, Armature Plate	-	3	3
6	402 0014	Gasket, Crankcase	1	1	1	22	402 4133	Washer 5,3	-	3	3
7	402 0017	Hex. Nut M8	5	5	5	23	402 0105	Lock Nut M5	-	3	3
8	402 0016	Lock Washer 8, Crankcase, Fan Cowl	5	5	5	24, 25, 26,	402 0137	Fan Cowl Ass'y	1	1	-
9	402 0019	Sealing Ring	1	1	1	25	402 2002	Stud M8 x 25	4	4	-
10	402 0020	Hex. Screw M8 x 9, Oil Drain	1	1	1	26	402 0100	Plastic Baffle	1	1	-
11	402 0023	Stud M10 x 42, Engine Base	4	4	4	27	402 0094	Air Deflector	1	1	-
12	402 0091	Distance Sleeve	4	4	4	28	402 3037	Spring Washer B5	2	2	-
13	402 0025	Lock Washer 10	4	4	4	29	402 5045	Flat Headed Screw M5 x 8	2	2	-
14	402 0026	Hex. Nut M10	4	4	4	30	402 0061	Cable Clamp	1	1	-
15	402 0076	Stud M8 x 171	4	4	4	31	402 0080	Mass Cable with Contact Pin 130 mm	1	1	1
16	402 0031	Washer	4	4	4	32	402 0057	Cyl. Screw M3 x 16	1	1	-
17	402 0018	Hex. Nut M8	4	4	4	33	402 0092	Direction Plate	1	1	-
18	402 0028	Cable Grommet, Ignition, Cable	1	1	-	34	402 0018	Hex. Nut M8	4	4	-



ITEM NO.	PART NO.	DESCRIPTION	QUANTITY 320E	ITEM NO.	PART NO.	DESCRIPTION	QUANTITY 320E
1	—	Magneto Ring (Please refer Table "Ignition Unit, 12V 75W, Single Cylinder Engines with Electric Starter," Sec. XI - Page 19)	1	15	402 0094	Air Deflector	1
2	402 4028	Cyl. Screw M6 x 16	4	16	402 3037	Spring Washer B5	2
3, 4, 6-10	402 0143	Fan Cowl Ass'y	1	17	402 5045	Flat Headed Screw M5 x 8	2
3	402 0144	Fan Cowl	1	18	402 0061	Cable Clamp	1
4	402 0099	Cover, Fan Cowl	1	20	402 0057	Cyl. Screw M3 x 16	1
5	402 4089	Stud, M6 x 15, Starting Pulley	2	21	402 2003	Stud M8 x 18	2
6	402 2002	Stud M8 x 25	1	22	402 4005	Electric Starter Ass'y	1
7	402 0069	Cyl. Screw M6 x 28	3	23	402 0016	Lock Washer 8	2
8	402 0145	Cyl. Screw M6 x 73	1	24	402 0134	Hex. Nut M8	2
9	402 0070	Cyl. Fit Bolt M6	2	25	402 0103	Starter Bracket	1
10	402 0015	Lock Washer 6	4	26	402 0104	Washer 6,2	2
11	402 0102	Fan Ass'y	1	27	402 5012	Hex. Screw M6 x 16, Starter Bracket on Crankcase	2
12	402 4011	Gear Wheel 101 1:	1	28	402 2022	Washer 5,3	2
13	402 0015	Lock Washer 6, Gear Wheel	8	29	402 0105	Lock Nut M5	2
—	—	Magneto Ring	4	30	402 4096	Spring, Centrifugal Weight	1
14	402 5011	Hex. Screw M6 x 15	8	31	402 7001	Washer 6,2	1
				32	402 0146	Centrifugal Weight	1
				33	402 4094	Bearing Screw M6	1
				34	402 0092	Direction Plate	1
				35	402 0016	Lock Washer	4
				36	402 0018	Hex. Nut M8	4

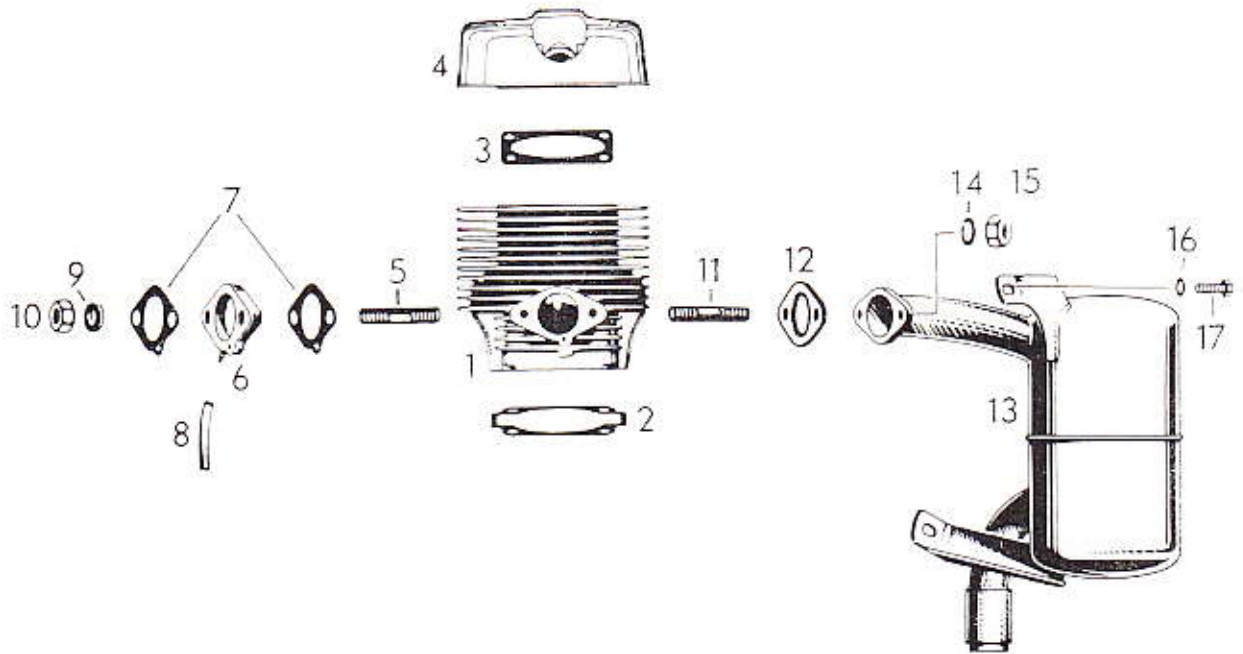


ITEM NO.	PART NO.	DESCRIPTION	QUANTITY			ITEM NO.	PART NO.	DESCRIPTION	QUANTITY		
			300	320	320E				300	320	320E
1	402 1002	Oil Seal	2	2	2	14, 15	402 1145	Piston, 77,50, 3rd oversize	1	-	-
2	402 1005	Deep Groove Ball Bearing	2	-	-	14, 15	402 1159	Piston, 7800, 4th oversize	1	-	-
2	402 1124	Roller Bearing	-	2	2	14, 15	402 1129	Piston with 2 Rings, 76,00, Std.	-	1	1
3	402 1012	Distance Sleeve	1	-	-	14, 15	402 1130	Piston, 76,50, 1st oversize	-	1	1
4	402 1030	Crankshaft Ass'y	1	-	-	14, 15	402 1131	Piston, 77,00, 2nd oversize	-	1	1
4	402 1125	Crankshaft Ass'y	-	1	1	15	402 1092	Piston Ring 76,00, Std. h: .080 in.	3	-	-
5	402 1010	Key 5 x 6,5	1	1	1	15	402 1093	Piston, 76,50, 1st oversize	3	-	-
6	402 1023	Shim 0,2 mm	As required			15	402 1157	Piston, 77,50, 3rd oversize	3	-	-
6	402 1024	Shim 0,3 mm	As required			15	402 1132	Piston Ring 76,00, Std. h: .080 in.	-	2	2
6	402 1025	Shim 0,5 mm	As required			15	402 1133	Piston, 76,50, 1st oversize	-	2	2
6	402 1026	Shim 1,0 mm	As required			15	402 1134	Piston, 77,00, 2nd oversize	-	2	2
6	402 1126	Shim 0,1 mm	As required			16	402 1064	Piston Pin	1	1	1
7	402 1035	Washer, Cam Spring	1	1	1	17	402 1067	Circlip, Piston Pin	2	2	2
8	402 1036	Spring, Breaker Cam	1	1	1						
9	402 1127	Breaker Cam	1	1	1						
10	402 1040	Lock Washer, Engine without Electric Starter	1	1	-						
11	402 1128	Spring Washer, Engine with Electric Starter	-	-	1						
12	402 1043	Hex. Nut M18 x 1,5	1	1	1						
13	402 1033	Needle Cage, Piston Pin	1	1	1						
14, 15	402 1057	Piston with 3 Rings, 76,00, Std.	1	-	-						
14, 15	402 1058	Piston, 76,50, 1st oversize	1	-	-						
14, 15	402 1091	Piston, 77,00, 2nd oversize	1	-	-						

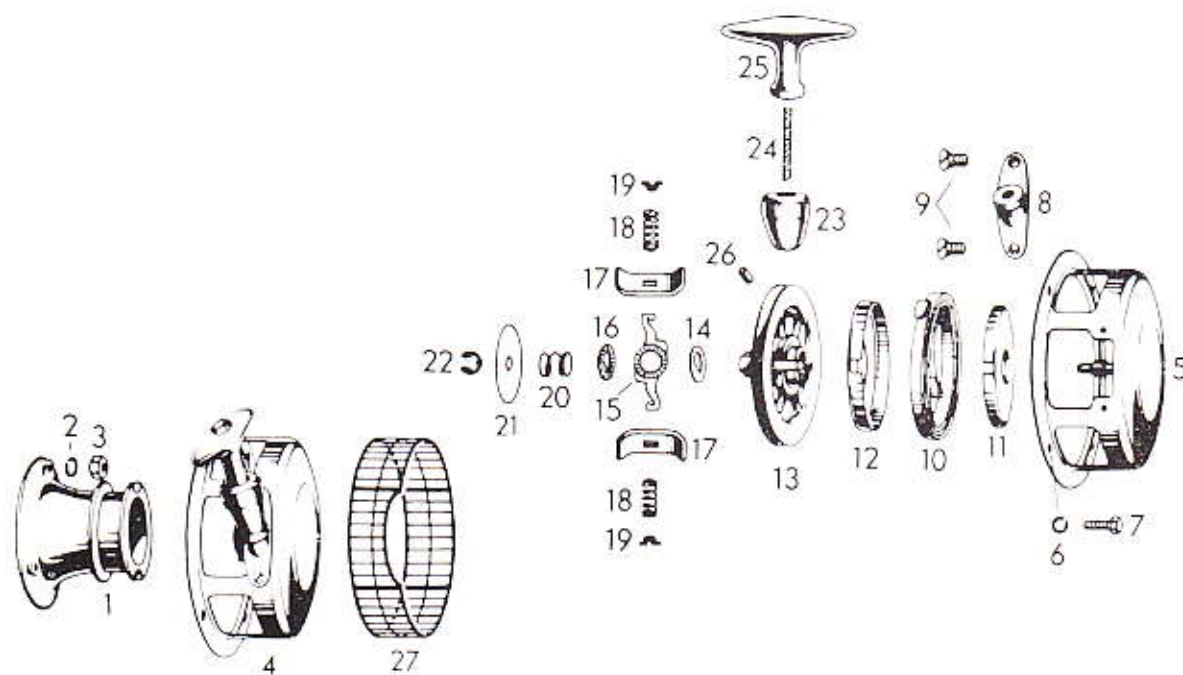


ITEM NO.	PART NO.	DESCRIPTION	QUANTITY 335	ITEM NO.	PART NO.	DESCRIPTION	QUANTITY 335
1-2	402 1190	Piston Ass'y. with Rings 780	1	11	402 2131	Isolating Flange	1
1-2	402 1191	Dto., 78, 50, 1st. Oversize	1	12	404 0212	Flange Gasket	2
2	402 1171	Rectangular Ring 780	2	13	402 2072	Isolating Washer	2
2	402 1172	Dto., 78, 50, 1st. Oversize	2	14	402 0078	Hex. Nut M 8	2
3	402 1064	Gudgeon Pin	1	15	402 2038	Stud M 8 x 19	2
4	402 1067	Circlip, Gudgeon Pin	2	16	402 2089	Gasket, Exhaust Flange	1
5	402 2123	Cylinder Flange Gasket	1	17	402 2119	Muffler Ass'y.	1
6	402 2196	Cylinder with Sleeve	1	18	402 0016	Lock Washer 8	2
7	402 2101	Gasket, Cylinder Head	1	19	402 0018	Hex. Nut M 8	2
8	402 2197	Cylinder Head	1	20	402 0031	Washer	1
9	402 4079	Spark Plug Bosch M 240 T1	1	21	402 2001	Hex. Screw M 8 x 20	1
10	402 2002	Stud M 8 x 25	2				

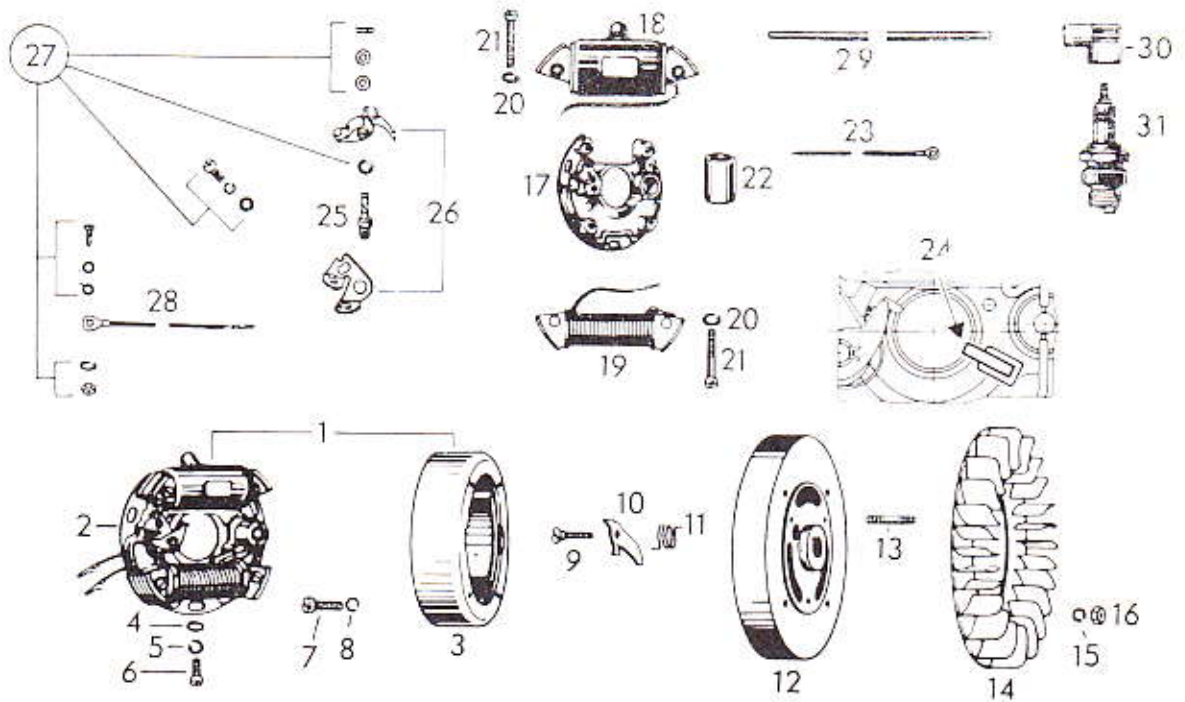
All other parts are identical with those listed for type 320; please refer to section XII Pages 2 to 12 (Olympic 1969)



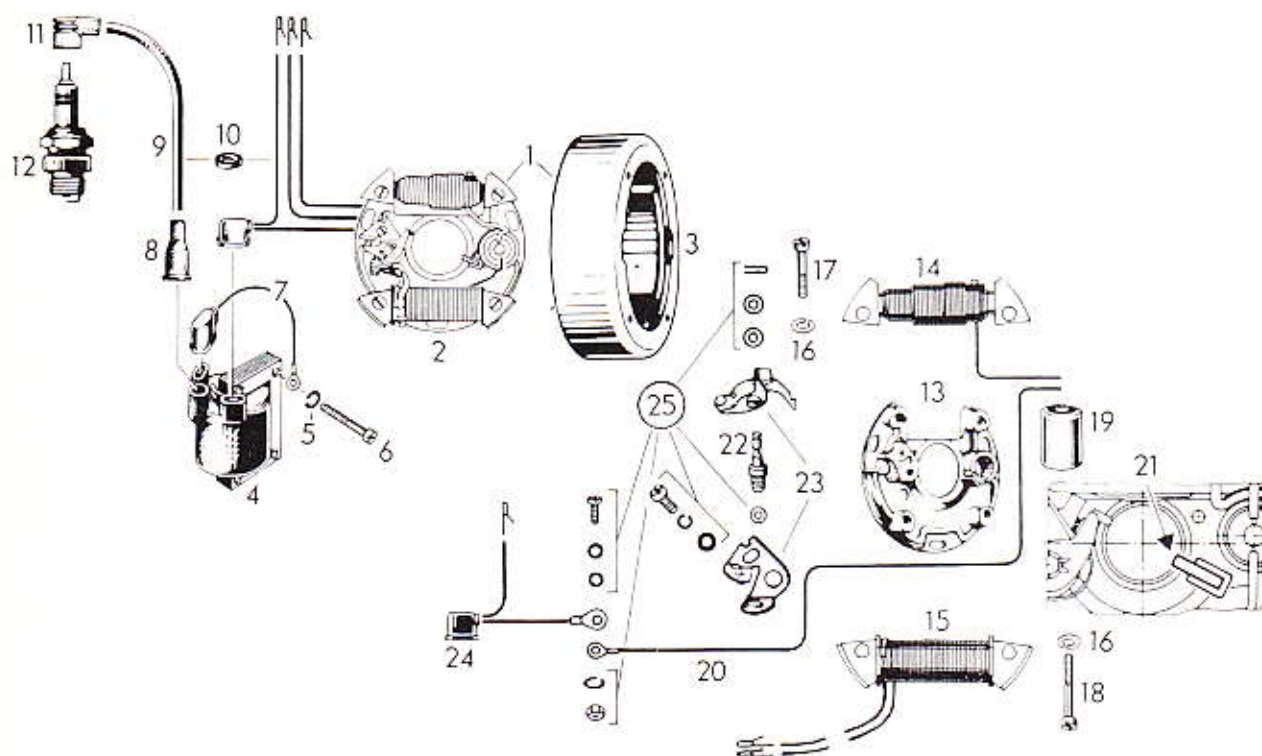
ITEM NO.	PART NO.	DESCRIPTION	QUANTITY			ITEM NO.	PART NO.	DESCRIPTION	QUANTITY		
			300	320	320E				300	320	320E
1	402 2014	Cylinder	1	-	-	7	See Carb.	Tillotson Carburetor			
1	402 2172	Cylinder	-	1	1			Flange Gasket	2	2	2
2	402 2008	Gasket, Cyl. Flange	1	-	-	8	402 2071	Plastic Tube			
2	402 2123	Gasket, Cyl. Flange	-	1	1			150 mm	1	-	-
3	402 2031	Gasket, Cyl. Head	1	-	-	9	402 2072	Isolating Washer	2	2	2
3	402 2101	Gasket, Cyl. Head	-	1	1	10	402 0018	Hex. Nut M8	2	2	2
4	402 2152	Cylinder Head	1	-	-	11	402 2037	Stud M8 x 19,5	2	-	-
4	402 2124	Cylinder Head	-	1	1	11	402 2038	Stud M8 x 10	-	2	2
5	402 2002	Stud M8 x 25, for Isolating Flange				12	402 2043	Gasket, Muffler	2	-	-
		6.4 mm thick	2	2	2	12	402 2089	Gasket, Muffler	-	2	2
5	402 0123	Stud M8 x 37, for Isolating Flange				13	402 2121	Muffler Ass'y	1	-	-
		18.5 mm thick	2	2	2	13	402 2119	Muffler Ass'y	-	1	1
6	402 2120	Isolating Flange				14	402 0016	Lock Washer	2	2	2
		6.4 mm thick	1	1	1	15	402 0017	Hex. Nut M8	2	2	2
6	402 2170	Isolating Flange				16	402 0031	Washer 8.4/17/2	1	1	1
		18.5 mm thick	1	1	1	17	402 2001	Hex. Screw M8 x20	1	1	1




ITEM NO.	PART NO.	DESCRIPTION	QUANTITY			ITEM NO.	PART NO.	DESCRIPTION	QUANTITY		
			300	320	320E				300	320	320E
1	402 5003	Starting Pulley	1	1	1	15	402 5028	Pivot Arm	1	1	1
2	402 0015	Lock Washer 6	3	3	3	16	402 5027	Friction Washer	1	1	1
3	402 2053	Hex. Nut M6	3	3	3	17	402 5029	Pawl	2	2	2
4	402 5005	Rewind Starter Ass'y	1	1	1	18	402 5030	Pawl Spring	2	2	2
5	402 5035	Starter Housing	1	1	1	19	402 5031	Pawl Spring Stop	2	2	2
6	402 0015	Lock Washer 6	4	4	4	20	402 5032	Friction Spring	1	1	1
7	402 5011	Hex. Screw M6 x 15	4	4	4	21	402 5033	Washer	1	1	1
8	402 5036	Starter Stop	1	1	1	22	402 5034	Circlip	1	1	1
9	402 5037	Countersunk Screw M5 x 8	2	2	2	23	402 5039	Rubber Buffer	1	1	1
10, 11,	402 5023	Spring Cartridge Ass'y	1	1	1	24, 25	402 5017	Starter Rope with Grip	1	1	1
12	402 5022	Rewind Spring	1	1	1	24	402 5018	Starter Rope 1200 mm	1	1	1
10	402 5022	Rewind Spring	1	1	1	25	402 5019	Starter Grip	1	1	1
11	402 5038	Spring Guide	1	1	1	26	402 5016	Bolt, Starter Rope	1	1	1
12	402 5044	Cover, Spring Guide	1	1	1	27	402 5042	Protection Sieve	1	1	1
13	265 2003	Rope Sheave	1	1	1						
14	402 5026	D-Washer	1	1	1						



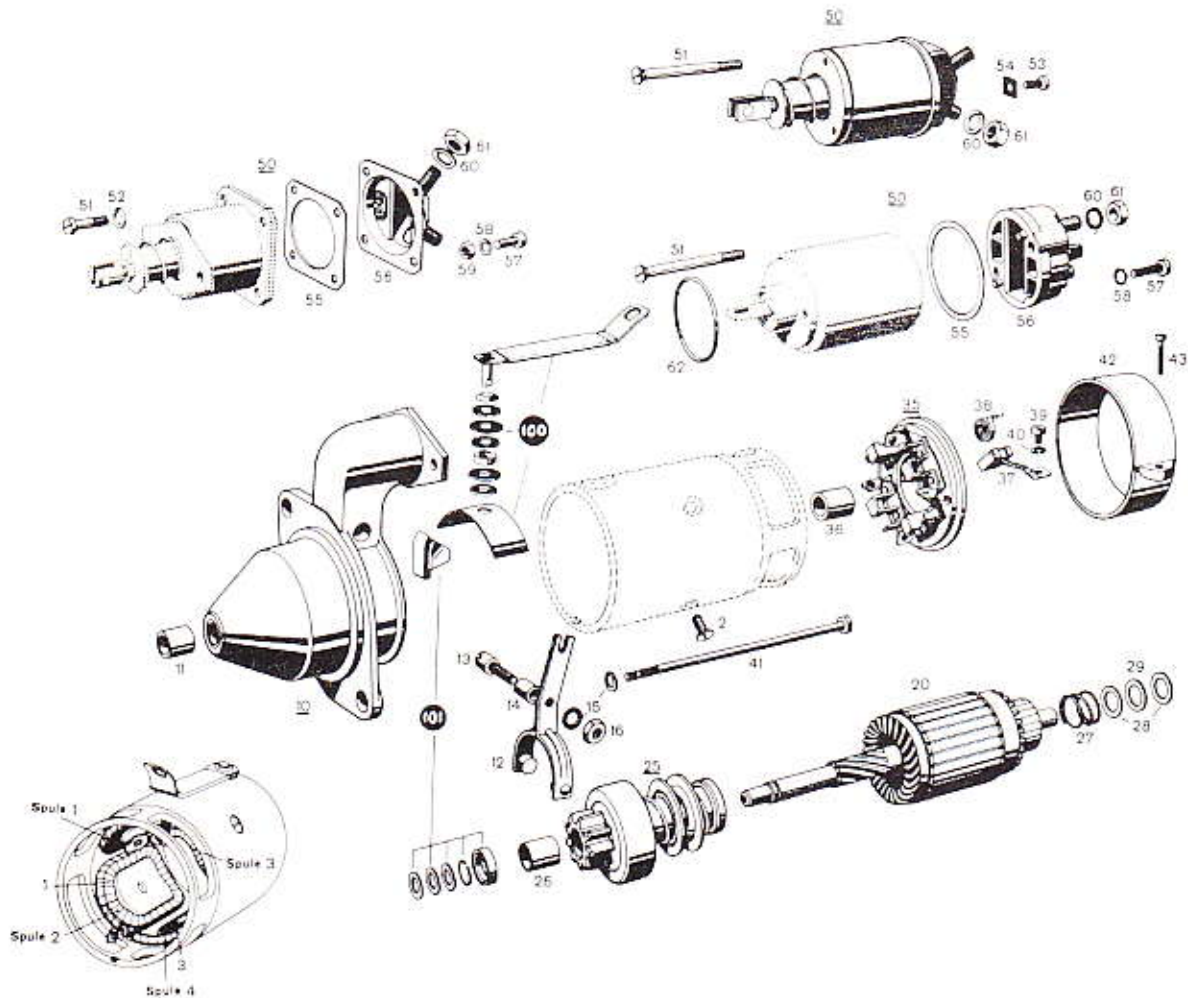
ITEM NO.	PART NO.	DESCRIPTION	QUANTITY		ITEM NO.	PART NO.	DESCRIPTION	QUANTITY	
			300	320				300	320
1	402 4003	Magneto Generator Ass'y 12V 40W	1	1	16	402 2053	Hex. Nut M6	4	4
2	402 4016	Armature Plate Ass'y	1	1	17	402 4037	Armature Plate alone	1	1
3	402 4019	Magneto Ring	1	1	18	402 4040	Ignition Coil	1	1
4	402 4022	Washer	3	-	19	402 4084	Lighting Coil with Cable and Contact Pin	1	1
5	402 4024	Lock Washer 5	3	-	20	402 4024	Lock Washer 5	4	4
6	402 4026	Cyl. Screw M5 x 16	3	-	21	402 4048	Cyl. Screw M5 x 28	4	4
7	402 4027	Cyl. Screw M6 x 22, Flywheel	4	4	22	402 4068	Condenser	1	1
8	402 0015	Lock Washer 6	4	4	23	402 4070	Cable, Condenser	1	1
9-12	402 4105	Magneto Housing Ass'y	1	1	24	402 4116	Lubricating Wick (to be inserted)	1	1
9	402 4094	Screw M6, Bearing Centrifugal Weight	1	1	25	402 4049	Pivot Pin, Contact Breaker	1	1
10	402 0146	Centrifugal Weight	1	1	26	402 4050	Contact & Breaker Points Set	1	1
11	402 4096	Spring, Centrifugal Weight	1	1	27	402 7016	Parts Set	1	1
12	402 4032	Magneto Housing	1	1	28	402 4062	Shorting Cable 380 mm with Contact Pin	1	1
13	402 4089	Stud M6 x 15, Starting Pulley	2	2	29	402 4106	Ignition Cable 480 mm	1	1
14	402 4034	Fan	1	1	30	402 4076	Spark Plug Protector	1	1
15	402 0015	Lock Washer 6	4	4	31	402 4079	Spark Plug BOSCH M240 T1	1	1



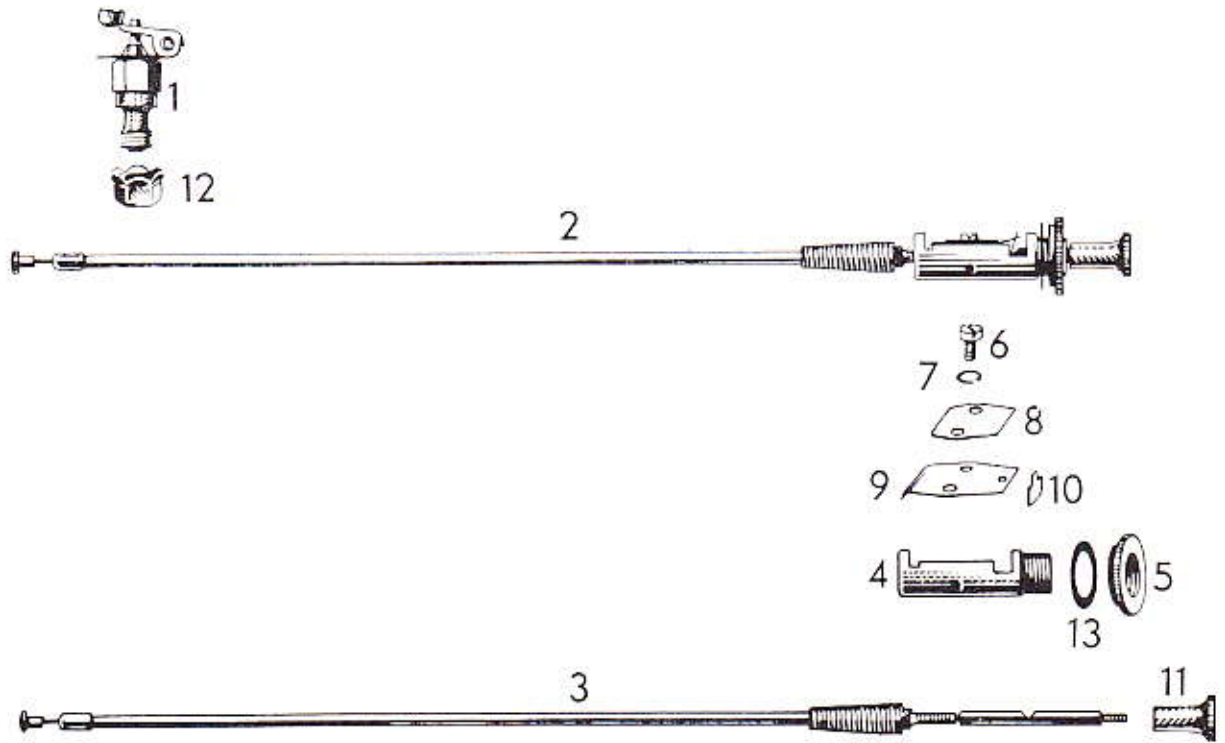
ITEM NO.	PART NO.	DESCRIPTION	QUANTITY 320E	ITEM NO.	PART NO.	DESCRIPTION	QUANTITY 320E
1	402 4173	Magneto Generator Ass'y 12V 75W	1	13	402 4037	Armature Plate alone	1
2	402 4174	Amature Plate Ass'y with Cables	1	14	402 7063	Generator Coil	1
3	402 4167	Magneto Ring	1	15	402 4084	Lighting Coil with Cables and Contact Pins	1
4	402 7008	Ignition Coil	1	16	402 4024	Lock Washer 5	4
5	402 4024	Lock Washer 5	3	17	402 4147	Cyl. Screw M5 x 20	2
6	402 7004	Cyl. Screw M5 x 22	3	18	402 4048	Cyl. Screw M5 x 28	2
7	402 7062	Mass Cable Ass'y, Yellow, 70 mm	1	19	402 4068	Condenser	1
8	402 7003	Protection Cap, Ignition Coil-Cable	1	20	402 4076	Cable, Condenser	1
9	402 7006	Ignition Cable 465 mm	1	21	402 4116	Lubricating Wick (to be inserted)	1
10	402 0148	Rubber Ring, Cables	1	22	402 4049	Pivot pin, Contact Breaker	1
11	402 4076	Spark Plug Protector	1	23	402 4050	Contact & Breaker Points Set	1
12	402 4079	Spark Plug BOSCH M240 T1	1	24	402 7061	Generator and Shorting Cables Ass'y	1
				25	402 7016	Parts Set	1



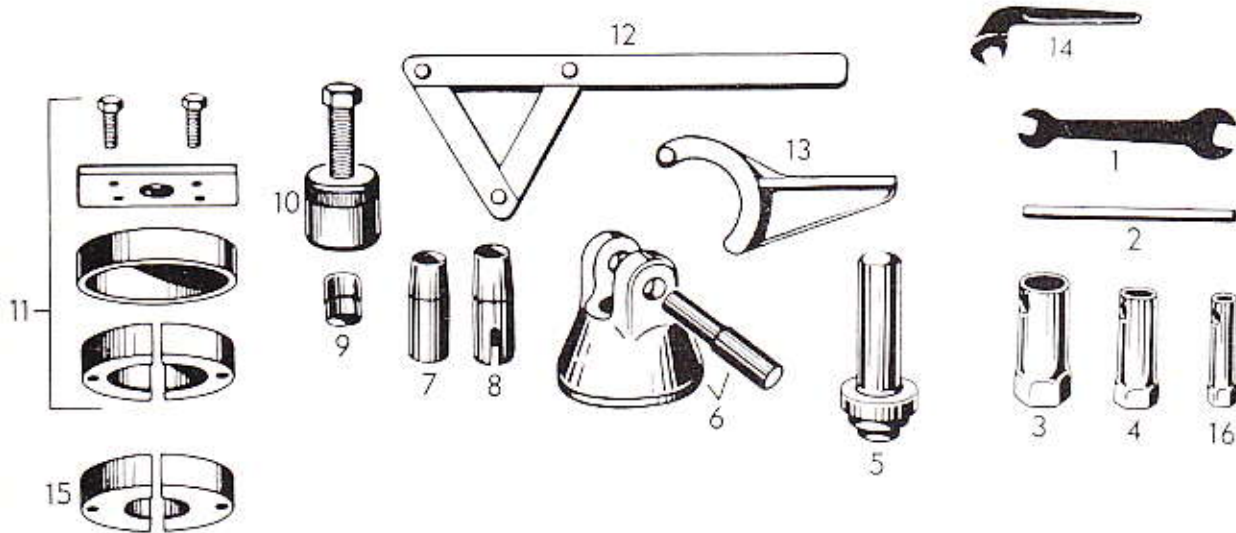
ITEM NO.	PART NO.	DESCRIPTION	QUANTITY			ITEM NO.	PART NO.	DESCRIPTION	QUANTITY		
			300	320	320E				300	320	320E
1	402 3004	Silencer Bottom	1	1	1	7	402 3035	Silencer Cover	1	-	-
2	402 3033	Silencer Socket	1	1	1	7	414 0271	Silencer Cover	-	1	1
3	402 3019	Collar Stud	3	3	3	8	414 0186	Console Crest	-	1	1
4	402 3012	Intake Silencer Ass'y	1	-	-	9	517 0123	Crest Retaining Ring	-	1	1
4	414 0270	Intake Silencer Ass'y	-	1	1	10	402 3023	Choker Rod	1	1	1
5	402 3016	Retaining Disk	1	1	1	11	402 3020	Choker Button	1	1	1
6	386 6119	Lock Nut	3	3	3	12	402 8032	Jet Wrench	1	1	1



ITEM NO.	PART NO.	DESCRIPTION	QUANTITY 320E	ITEM NO.	PART NO.	DESCRIPTION	QUANTITY 320E
1	402 7052	Field Winding Coils 1 & 2	1	35	402 7034	Commutator End Bracket Ass'y (with Parts III. No. 36 to 40)	1
1	402 7053	Field Winding Coils 3 & 4	1	36	402 7023	Bearing Bushing	1
2	402 7020	Countersunk Screw M6 x 10	4	37	402 7055	Carbon Brush Set (4 pieces)	1
3	402 7051	Connecting Rail	1	38	402 7031	Carbon Brush Spring	4
10	402 7050	Drive End Bracket Ass'y (with Bearing Bushing III. No. 11)	1	39A	402 7036	Cyl. Screw M4 x 8	1
11	402 7023	Bearing Bushing	1	39B	402 7037	Cyl. Screw M4 x 6	3
12	402 7025	Engaging Lever	1	40	402 7025	Engaging Lever	4
13	402 7026	Screw M5	1	41	402 7048	Cyl. Screw M5	2
14	402 7027	Bushing	1	42	402 7040	Closing Band	1
15	402 4024	Lock Washer 5	3	43	402 7038	Cyl. Screw M4 x 20	1
16	402 7049	Hex. Nut M5	1	50	402 7041	Relay Ass'y (with Parts III. No. 53-59)	1
20	402 7056	Armature	1	51	402 7042	Countersunk Screw M5 x 50	3
25	402 7029	Drive Ass'y (with Bearing Bushing III. No. 26)	1	53	402 7036	Cyl. Screw M4 x 8, Terminal 80	1
26	402 7024	Bearing Bushing	1	54	402 7043	Plate, Terminal 50	1
27	402 7030	Helical Spring, Armature Brake	1	60	402 0016	Lock Washer 8	1
28	402 7032	Washer 10.3/20/0.5 mm, Armature Brake	2	61	402 7044	Hex. Nut M8	1
29	402 7033	Isolating Washer 10.3/16/1 mm	1	100	402 7047	Parts Set for Terminal	1
				101	402 7046	Parts Set for Armature	1



ITEM NO.	PART NO.	DESCRIPTION	QUANTITY			ITEM NO.	PART NO.	DESCRIPTION	QUANTITY		
			300	320	320E				300	320	320E
1	402 6004	Decompressor Valve	1	1	1	7	402 4023	Lock Washer 4	2	2	2
2	402 6003	Decompressor				8	402 6010	Reinforcement Spring	2	2	2
3	402 6006	Switch Ass'y with Cable 320/372 mm	1	1	1	9	402 6008	Switch Spring	1	1	1
4, 5	402 6005	Switch Bolt with Washer and Nut	1	1	1	10	402 6009	Lock Spring	1	1	1
5	402 6014	Knurled Nut M16 x 1	1	1	1	11	402 6007	Switch Button	1	1	1
6	402 6011	Cyl. Screw M4 x 7	2	2	2	12	402 6013	Locking and Sealing Sleeve	1	1	1
						13	402 6016	Washer 16, 3/25, 8/1	1	1	1

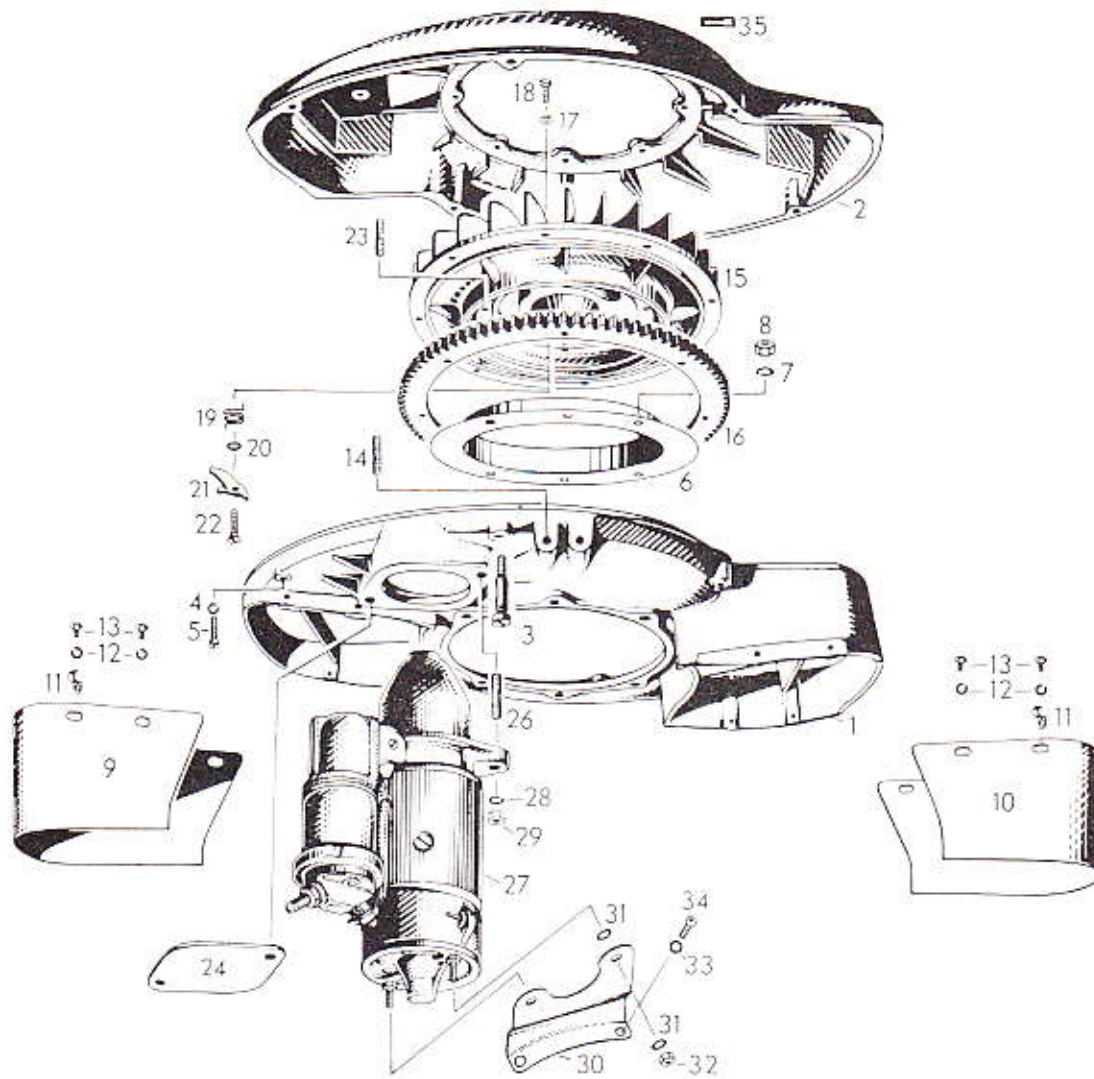


ITEM NO.	PART NO.	DESCRIPTION	QUANTITY			ITEM NO.	PART NO.	DESCRIPTION	QUANTITY		
			300	320	320E				300	320	320E
1, 2, 3, 4	402 8025	Tool Set	1	1	1	8	402 8010	Sleeve for Oil Seal, Magneto Side	1	1	1
1	402 8023	Fork Wrench 10/13 mm	1	1	1	9	402 8005	Protection Cap 18 mm	1	1	1
2	402 8039	Pin 8 x 130 mm, Socket Wrench	1	1	1	10	402 8004	Puller for Flywheel	1	1	1
3	402 8022	Socket Wrench 26 mm, Spark Plug	1	1	1	11	402 8001	Puller for Bearing 402	1	-	-
4	402 8024	Socket Wrench 13 mm	1	1	1	12	402 8008	Wrench to hold Fan	1	1	-
5	402 8028	Stamp to mount Oil Seal	1	1	1	12	402 8034	Wrench to hold Fan	-	-	1
6	402 8013	Holder with Bolt, Connecting Rod	1	1	1	13	402 8038	Holder, Crankshaft	1	1	1
7	402 8011	Sleeve for Oil Seal, p.t.o. Side	1	1	1	14	402 8042	One-end Wrench 13 mm, Carburetor Ass'y Nuts	1	1	1
						15	402 8051	Ring Half, for Roller Bearing 232/450	-	2	2
						16	402 8047	Socket Wrench 11 mm			

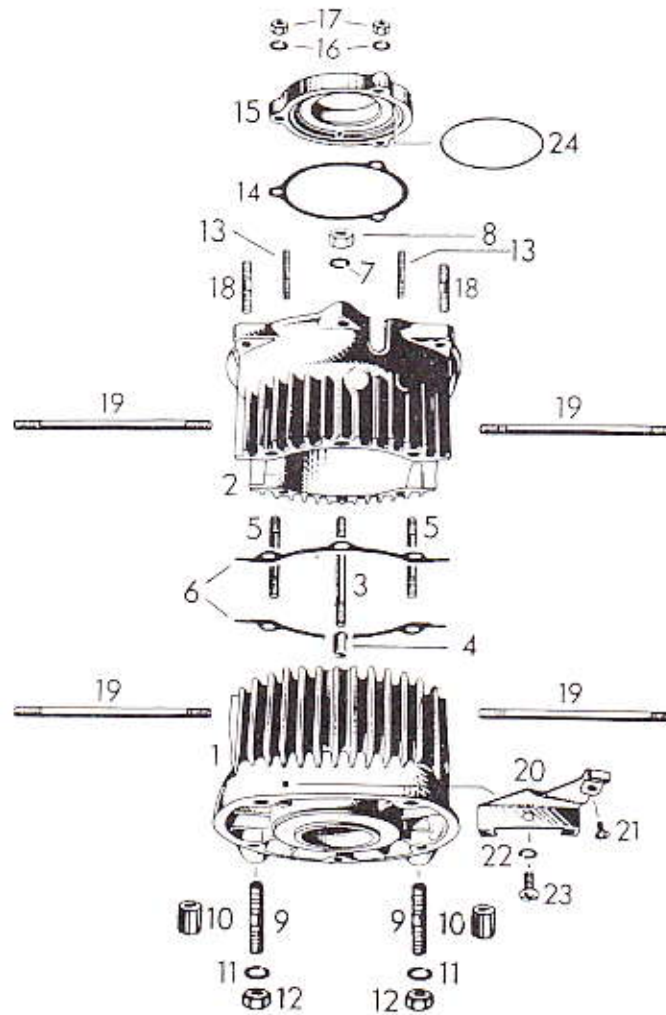
ROTAX ENGINE

1969

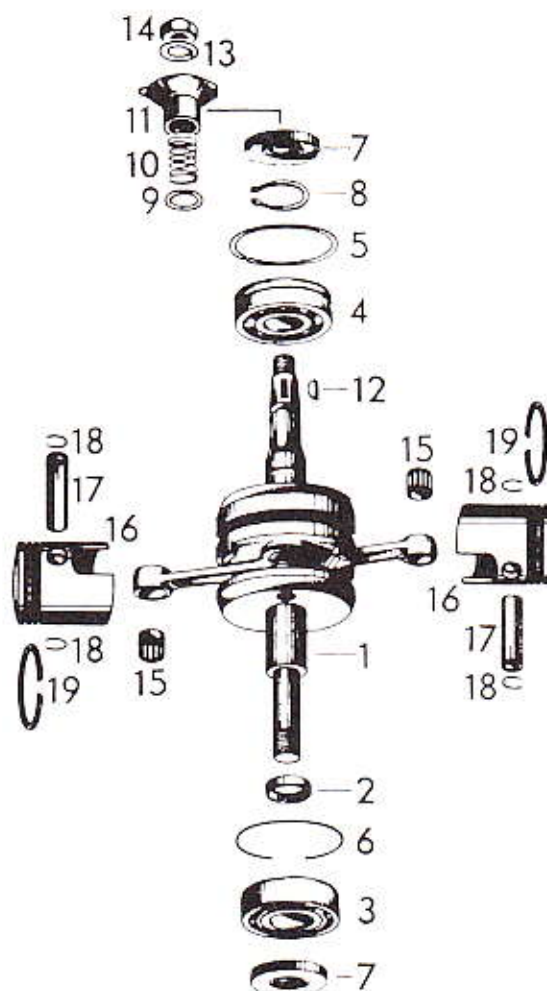
370 cc - MANUEL



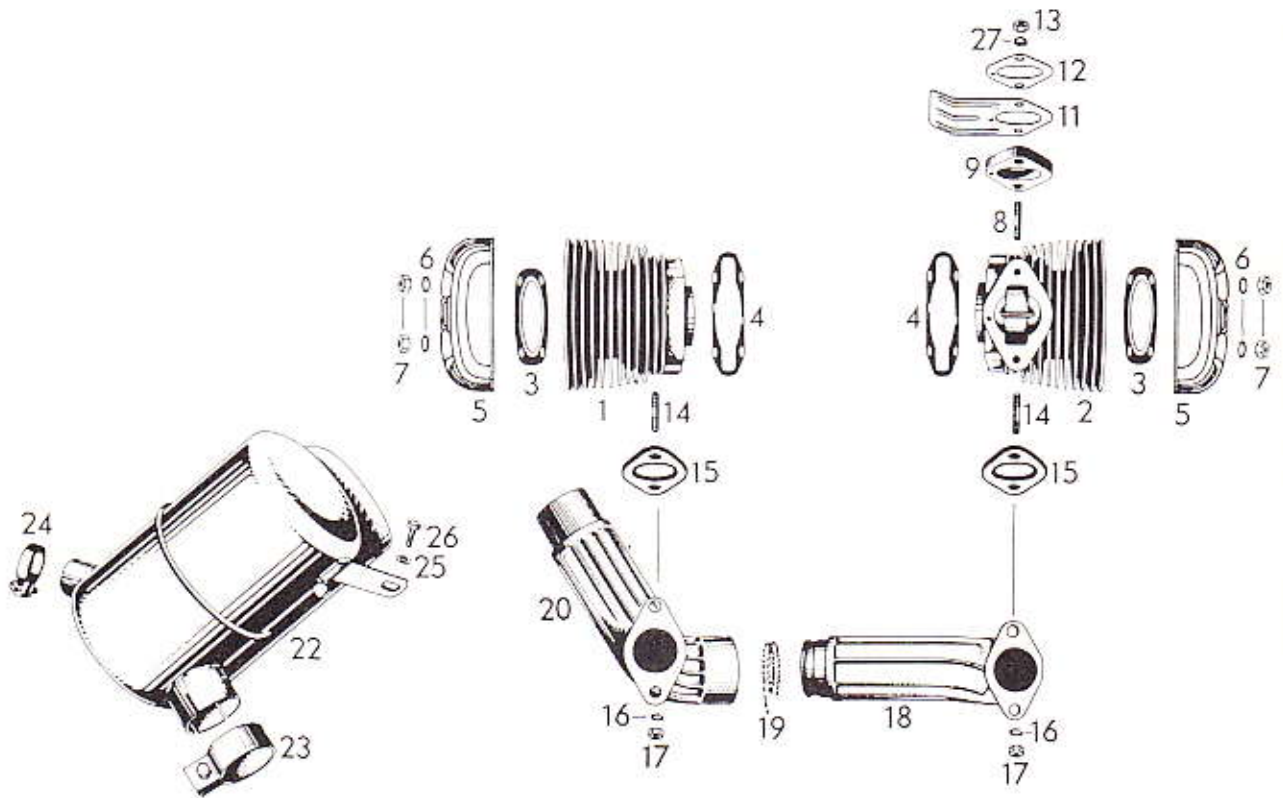
ITEM NO.	PART NO.	DESCRIPTION	QUANTITY 370	ITEM NO.	PART NO.	DESCRIPTION	QUANTITY 370
1, 2, 3, 4, 5	402 0045	Fan Cowl Ass'y	1	18	402 5012	Hex. Screw M6 x 15	8
1	402 0109	Fan Cowl	1	19	402 4096	Spring, Centrifugal Weight	1
2	402 0110	Cover, Fan Cowl	1	20	402 7001	Washer, Bearing Screw	1
3	402 0070	Fir Bolt M6	2	21	402 0146	Centrifugal Weight	1
4	402 0015	Lock Washer 6	4	22	402 4094	Bearing Screw M6	1
5	402 0069	Cyl. Screw M6 x 28	4	23	402 4089	Stud M6 x 15, Starting Pulley	2
6	402 0084	Labyrinth Ring	1	24	402 7055	Cover, Starter Flange	1
7	402 0016	Lock Washer 8	6	26	402 2003	Stud M8 x 18, Electric Starter	2
8	402 0017	Hex. Nut M8	6	27	402 4005	Electric Starter	1
9	402 0086	Front Cylinder Cowl	1	28	402 0016	Lock Washer 8	2
10	402 0054	Rear Cylinder Cowl	1	29	402 2041	Hex. Nut M8, for Wrench 11 mm	2
11	402 0060	Clamp, Ignition Cable	2	30	402 7054	Starter Bracket	1
12	402 4024	Lock Washer 5	8	31	402 4022	Washer 5,3 mm	4
13	402 5045	Flat Headed Screw M5 x 8	8	32	402 0105	Hex. Stop Nut M5	2
14	402 2021	Stud M6 x 20, Coil Mounting Bracket	2	33	402 0015	Lock Washer 6	2
15	402 4108	Fan Ass'y	1	34	402 4028	Cyl. Screw M6 x 15	2
16	402 4011	Ring Gear 101 r.	1	35	402 0092	Direction Plate	1
17	402 0015	Lock Washer 6	8				



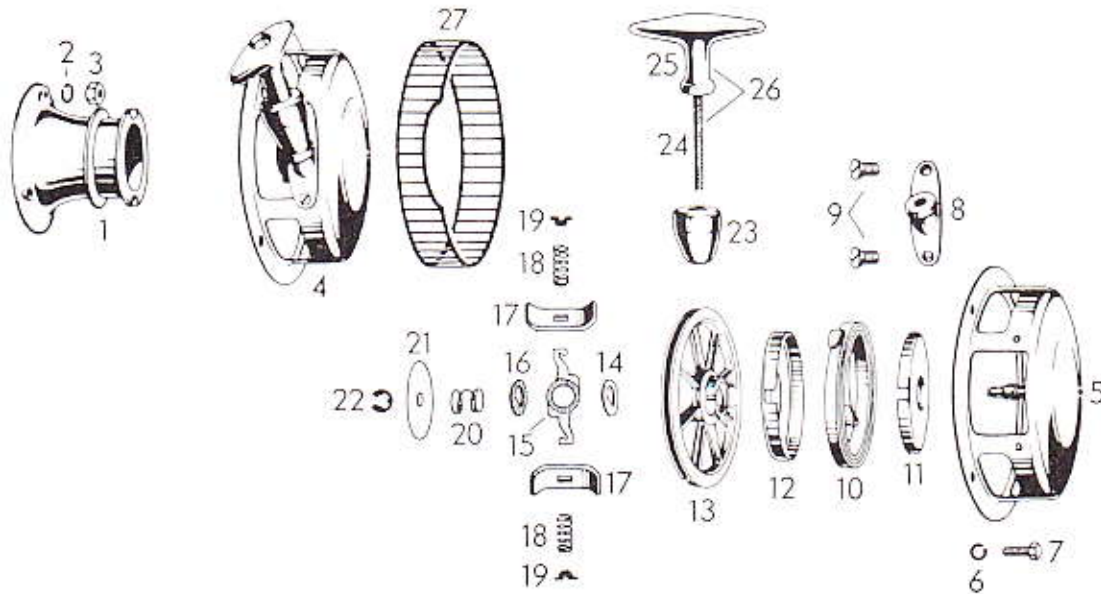
ITEM NO.	PART NO.	DESCRIPTION	QUANTITY 370	ITEM NO.	PART NO.	DESCRIPTION	QUANTITY 370
1, 2, 3, 4, 5.	402 0004	Crankcase Ass'y	1	14	402 2076	Gasket, Bearing Cover	1
3	402 0010	Stud M8 x 65	2	15, 24	402 0111	Bearing Cover with O-ring	1
4	402 1015	Dowel Tube	2	16	402 0015	Lock Washer 6	3
5	402 0007	Stud M8 x 56	4	17	402 2053	Hex. Nut M6	3
6	402 0013	Crankcase Gasket	2	18	402 2003	Stud M8x18, Fan Cowl	6
7	402 0016	Lock Washer 8	6	19	402 0077	Stud M8 x 138, Cylinder	4
8	402 0017	Hex. Nut M8	6	20, 21	402 0106	Gas Cable Bracket Ass'y	1
9	402 0023	Stud M10 x 39	4	21	402 5045	Flat Headed Screw M5 x 8	1
10	402 0091	Distance Sleeve	4	22	402 0015	Lock Washer 6	1
11	402 0025	Lock Washer 10	4	23	402 0040	Cyl. Screw M6 x 10 (Engine without Electric Starter)	1
12	402 0026	Hex. Nut M10	4	24	402 0112	O-ring, Bearing Cover	1
13	402 0047	Stud M6 x 18, Bearing Cover	3				



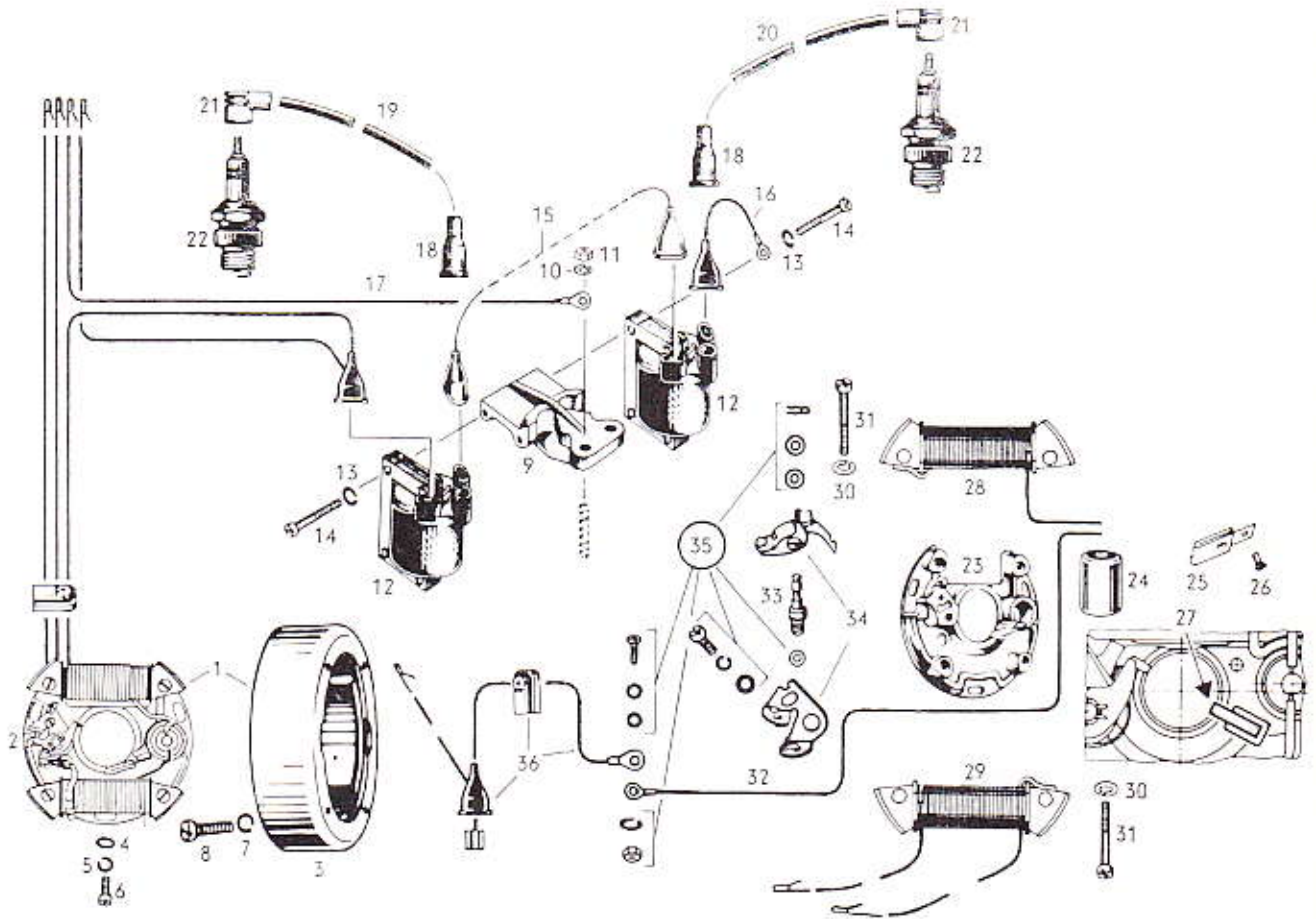
ITEM NO.	PART NO.	DESCRIPTION	QUANTITY 370	ITEM NO.	PART NO.	DESCRIPTION	QUANTITY 370
1	402 1088	Crankshaft Ass'y	1	13	402 1040	Lock Washer, Crankshaft	1
2	402 1013	Distance Sleeve, Crankshaft	1	14	402 1043	Hex. Nut M18 x 1.5, Crankshaft	1
3	402 1008	Roller Bearing	1	15	402 1033	Needle Cage, Gudgeon Pin	2
4	402 1007	Deep Groove Ball Bearing	1	16	402 1044	Piston with 2 Rings, 62 mm ϕ , Std.	2
5	402 1105	Groove Ring, Ball Bearing	1	-	402 1160	Piston with 2 Rings 62,5 mm ϕ , 1st oversize	2
6	402 1068	Locking Ring 72, Roller Bearing	1	17	402 1063	Gudgeon Pin	2
7	402 1003	Oil Seal	2	18	402 1067	Circlip, Gudgeon Pin	4
8	402 1041	Circlip 30 x 1.5	1	19	402 1081	Piston Ring 62 mm ϕ , Std.	4
9	402 1026	Washer, Breaker Cam Spring	1	-	402 1070	Piston Ring, 62,5 mm ϕ , 1st oversize	4
10	402 1036	Spring, Breaker Cam	1				
11	402 1127	Breaker Cam	1				
12	402 1010	Woodruff Key	1				




ITEM NO.	PART NO.	DESCRIPTION	QUANTITY 370	ITEM NO.	PART NO.	DESCRIPTION	QUANTITY 370
1	402 2079	Front Cylinder	1	14	402 0030	Stud M8 x 21,5	4
2	402 2080	Rear Cylinder	1	15	402 2043	Exhaust Gasket	2
3	402 2027	Gasket, Cylinder Head	2	16	402 2147	Lock Washer 8	2
4	402 2074	Gasket, Cylinder Flange	2	17	402 0018	Hex. Nut M8	4
5	402 2073	Cylinder Head	2	18	402 2066	Exhaust Elbow	1
6	402 0031	Washer, Cylinder Head	8	19	402 2065	Asbesto String, 320 mm	1
7	402 0018	Hex. Nut M8	8	20	402 2067	Exhaust Elbow	1
8	402 2022	Stud M8 x 30, for Isolating Flange 10 mm Thick	2	22	402 2064	Muffler Ass'y (on Alpine only)	1
8	402 2159	Stud M8 x 41, for Isolating Flange 20 mm Thick	2	22	402 2168	Muffler Ass'y (on Olympic only)	1
9	402 2090	Isolating Flange 10 mm Thick	1	23	402 2050	Clamp, Muffler	1
9	402 2171	Isolating Flange 20 mm Thick	1	24	402 2049	Clamp, Muffler Outlet Tube (on Alpine only)	1
11	402 2075	Carburetor Shield	1	25	402 0031	Washer	1
12	402 2078	Gasket, Intake Flange	1	26	402 2001	Hex. Screw M8 x 18	1
13	402 2041	Hex. Nut M8	2	27	402 2072	Isolating Washer	2



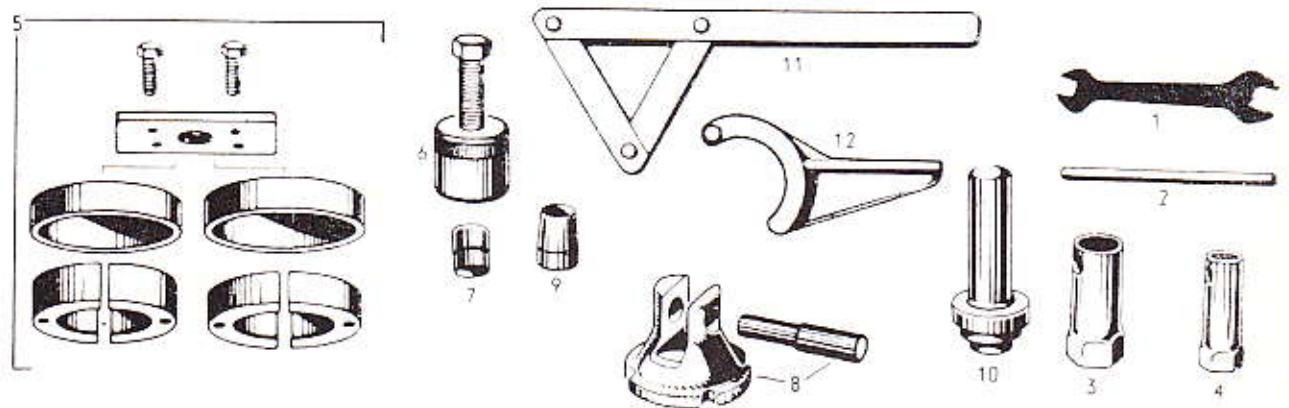
ITEM NO.	PART NO.	DESCRIPTION	QUANTITY 370	ITEM NO.	PART NO.	DESCRIPTION	QUANTITY 370
1	402 5004	Starting Pulley	1	13	402 5015	Rope Sheave	1
2	402 0015	Lock Washer 6, Starting Pulley	3	14	402 5026	D-Washer	1
3	402 2053	Hex. Nut M6 Starting Pulley	3	15	402 5028	Pivot Arm	1
4	402 5041	Rewind Starter Ass'y	1	16	402 5027	Friction Washer	1
5	402 5008	Starter Housing	1	17	402 5029	Pawl	2
6	402 0015	Lock Washer 6	4	18	402 5030	Pawl Spring	2
7	402 5031	Hex. Screw M6 x 12	4	19	402 5031	Pawl Spring Stop	2
8	402 5009	Starter Stop	1	20	402 5032	Friction Spring	1
9	402 5037	Countersunk Screw M5 x 8	2	21	402 5033	Washer 38/6,5/1	1
10	402 5022	Rewind Spring	1	22	402 5034	Circlip	1
11	402 5038	Spring Guide	1	23	402 5039	Rubber Buffer	1
12	402 5044	Cover, Spring Guide	1	24	402 5020	Starter Rope 1500 mm	1
10, 11, 12	402 5023	Spring Cartridge	1	25	402 5019	Starter Grip	1
				26	402 5021	Starter Rope with Grip	1
				27	402 0107	Plastic Protection Sleeve	1




ITEM NO.	PART NO.	DESCRIPTION	QUANTITY 370	ITEM NO.	PART NO.	DESCRIPTION	QUANTITY 370
1	402 4171	Magneto Generator Ass'y 12V 75W	1	21	402 4076	Spark Plug Protector	2
2	402 4172	Armature Plate Ass'y with Cable Grommet	1	22	402 4101	Spark Plug BOSCH W225 T1	2
3	402 4167	Magneto Ring	1	23	402 4037	Armature Plate alone	1
4	402 4022	Washer	3	24	402 4068	Condenser	1
5	402 4024	Lock Washer 5	3	25	402 4071	Lubricating Wick (to be riveted)	1
6	402 5001	Cyl. Screw M5 x 15	3	26	402 4072	Rivet, Lubricating Wick	1
7	402 0015	Lock Washer 6	4	27	402 4116	Lubricating Wick (to be inserted)	1
8	402 4028	Cyl. Screw M6 x 16	4	28	402 4180	Generator Coil	1
9	402 4114	Mounting Flange, Ignition Coils	1	29	402 4107	Lighting Coil with 2 Cables 400 mm and Contact Pins	1
10	402 0015	Lock Washer 6	2	30	402 4024	Lock Washer 5	4
11	402 2053	Hex. Nut M6	2	31	402 4048	Cylinder Screw M5 x 28, for Lighting Coil	2
12	402 7008	Ignition Coil	2	31	402 7004	Cyl. Screw M5 x 25, for Generator Coil	2
13	402 4024	Lock Washer 5	4	32	402 4070	Cable, Condenser	1
14	402 7004	Cyl. Screw M5 x 22	3	33	402 4049	Pivot Pin, Contact Breaker	1
14	402 4179	Flat Head Screw M5 x 22	1	34	402 4050	Contact and Breaker Points Set	1
15	402 7010	Connection Cable Ass'y Blue	1	35	402 7016	Parts Set	1
16	402 7011	Mass Cable Ass'y, Yellow	1	36	402 7017	Generator and Shorting Cables Ass'y	1
17	402 7012	Mass Cable, Yellow, 175 mm	1				
18	402 7003	Protection Cap, Ignition Coil, Cable	2				
19	402 7006	Ignition Cable 465 mm	1				
20	402 7007	Ignition Cable 410 mm	1				



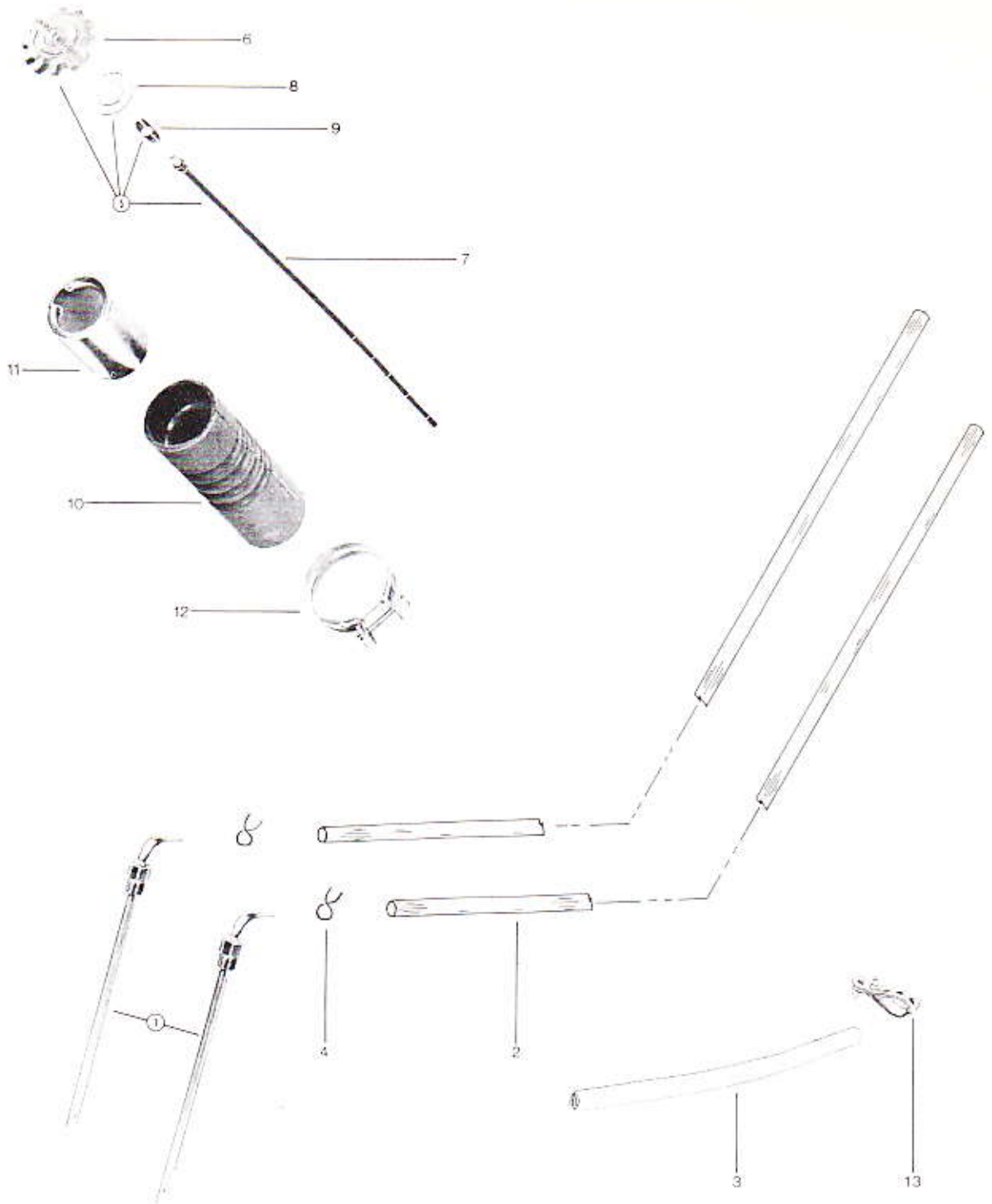
ITEM NO.	PART NO.	DESCRIPTION	QUANTITY	ITEM NO.	PART NO.	DESCRIPTION	QUANTITY
1	402 3003	Silencer Bottom	1	7	386 6119	Lock Nut	3
2	402 3007	Silencer Socket	1	8	414 0271	Intake Silencer Cap	1
3	402 3019	Collar Stud	3	9	414 0186	Console Crest	1
4	414 0171	Lower Half Intake Silencer	1	10	517 0173	Crest Retaining Ring	1
5	414 0170	Upper Half Intake Silencer	1	11	402 3022	Choker Rod	1
6	402 3015	Retaining Disk	1	12	402 3020	Choker Bottom	1



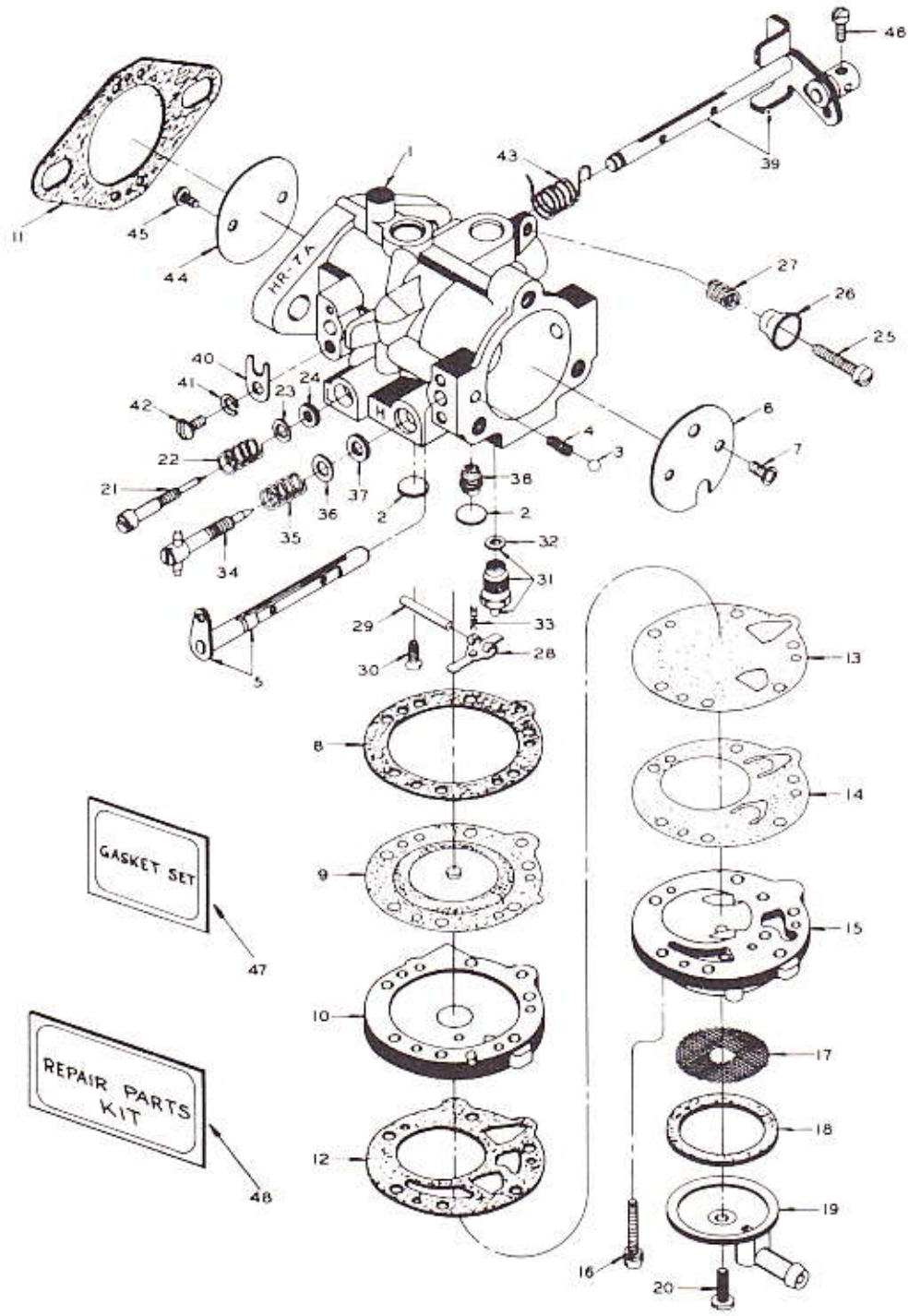
ITEM NO.	PART NO.	DESCRIPTION	ITEM NO.	PART NO.	DESCRIPTION
1, 2, 3, 4	402 8027	Tool Set	6	402 8004	Puller for Flywheel
1	402 8023	Fork Wrench 10-13 mm	7	402 8005	Protection Cap 18 mm
2	402 8039	Pin 8 x 130 mm, Socket Wrench	8	402 8014	Holder with Bolt, Connecting Rod
3	402 8026	Socket Wrench 21 mm, Spark Plug	9	402 8035	Sleeve for Oil Seal
4	402 8024	Socket Wrench 15 mm	10	402 8037	Stamp to mount Oil Seal
4	402 8047	Socket Wrench 11 mm	11	402 8034	Wrench to hold Fan
5	402 8033	Puller Ass'y for Bearings 402 1008 and 402 1007	12	402 8038	Holder, Crankshaft



ITEM NO.	PART NO.	DESCRIPTION	QUANTITY				ITEM NO.	PART NO.	DESCRIPTION	QUANTITY			
			300	320	320E	370				300	320	320E	370
1	360 8007	Carriage Bolt	4	4	4	4	9	512 0017	Engine Bracket	1	1	1	-
2	512 0011	Threaded Spacer Bushing	4	4	4	4	9	512 0020	Engine Bracket	-	-	-	1
3	570 1202	Insulator Rubber	4	4	4	4	10	309 8012	Cap Screw (with Knurling)	4	4	4	4
4	512 0012	Engine Support	2	2	2	2	10	309 8025	Cap Screw (with Knurling)	-	-	-	4
5	399 9006	Flat Washer	4	4	4	4	11	386 6022	Nut	4	4	4	4
6	386 6024	Nut	4	4	4	4	12	570 1403	Exhaust Grommet	1	1	1	1
7	512 0050	Engine Leaf Spring	-	-	-	2							
8	512 0030	Space Plate	-	-	-	1							

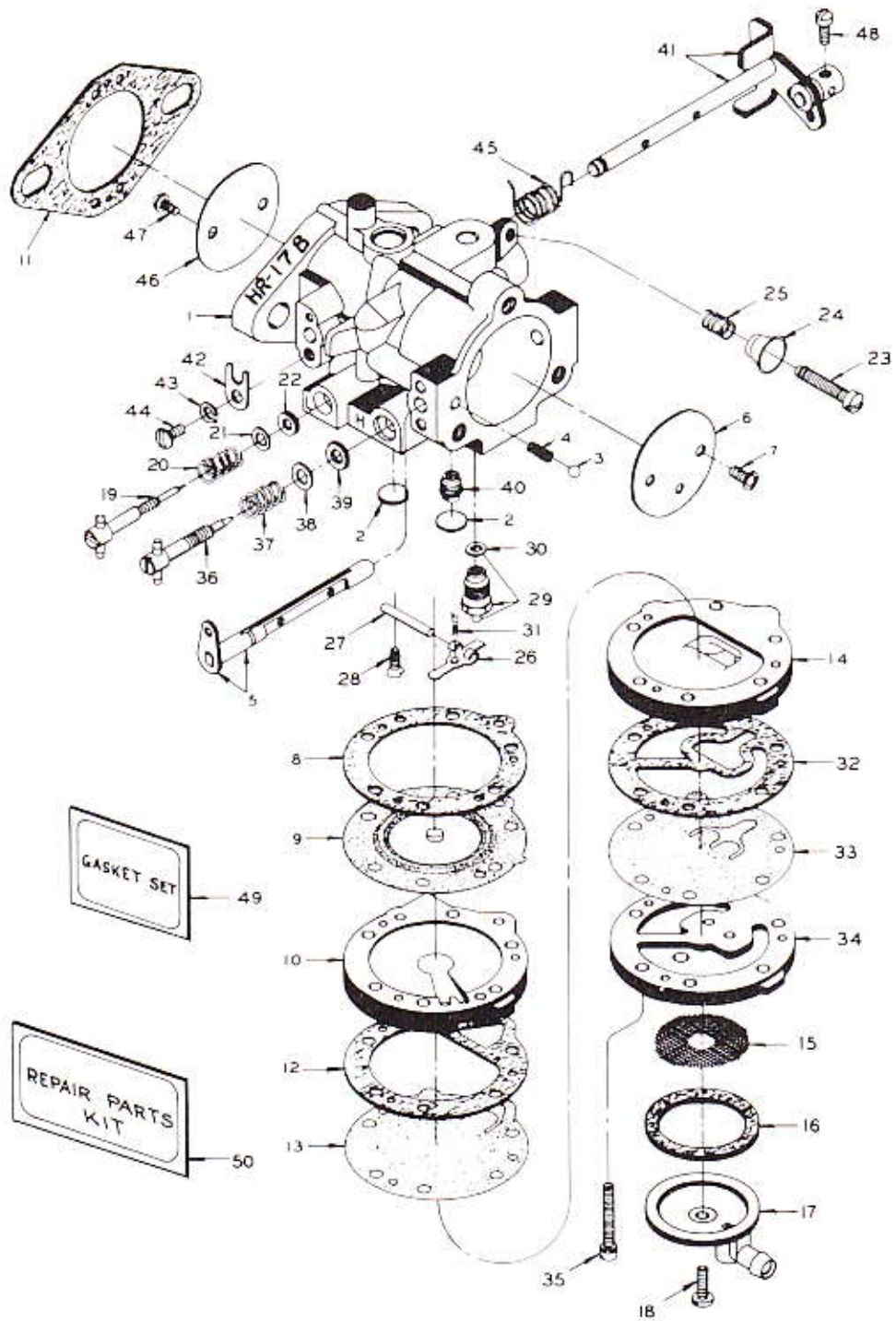


ITEM NO.	PART NO.	DESCRIPTION	QUANTITY				ITEM NO.	PART NO.	DESCRIPTION	QUANTITY			
			300	320	320E	370				300	320	320E	370
1	513 0035	Fuel Line Adaptor	1	2	2	2	7	414 0249	Fuel Tank Gauge	1	1	1	1
2	414 0130	Fuel Line (in Length)	-	-	-	-	8	414 0293	Gasket	1	1	1	1
3	414 0178	Isolating Line (in Length)	-	-	-	-	9	513 0047	Spring	1	1	1	1
4	414 0128	Hose Clamp	4	4	4	4	10	570 1302	Filler Pipe Extension	1	1	1	1
5	580 1051	Fuel Tank Cap Ass'y	1	1	1	1	11	513 0044	Filler Neck	1	1	1	1
6	414 0290	Fuel Tank Cap	1	1	1	1	12	408 8002	Clamp	2	2	2	2
							13	410 9031	Plastic Strip	1	1	1	1



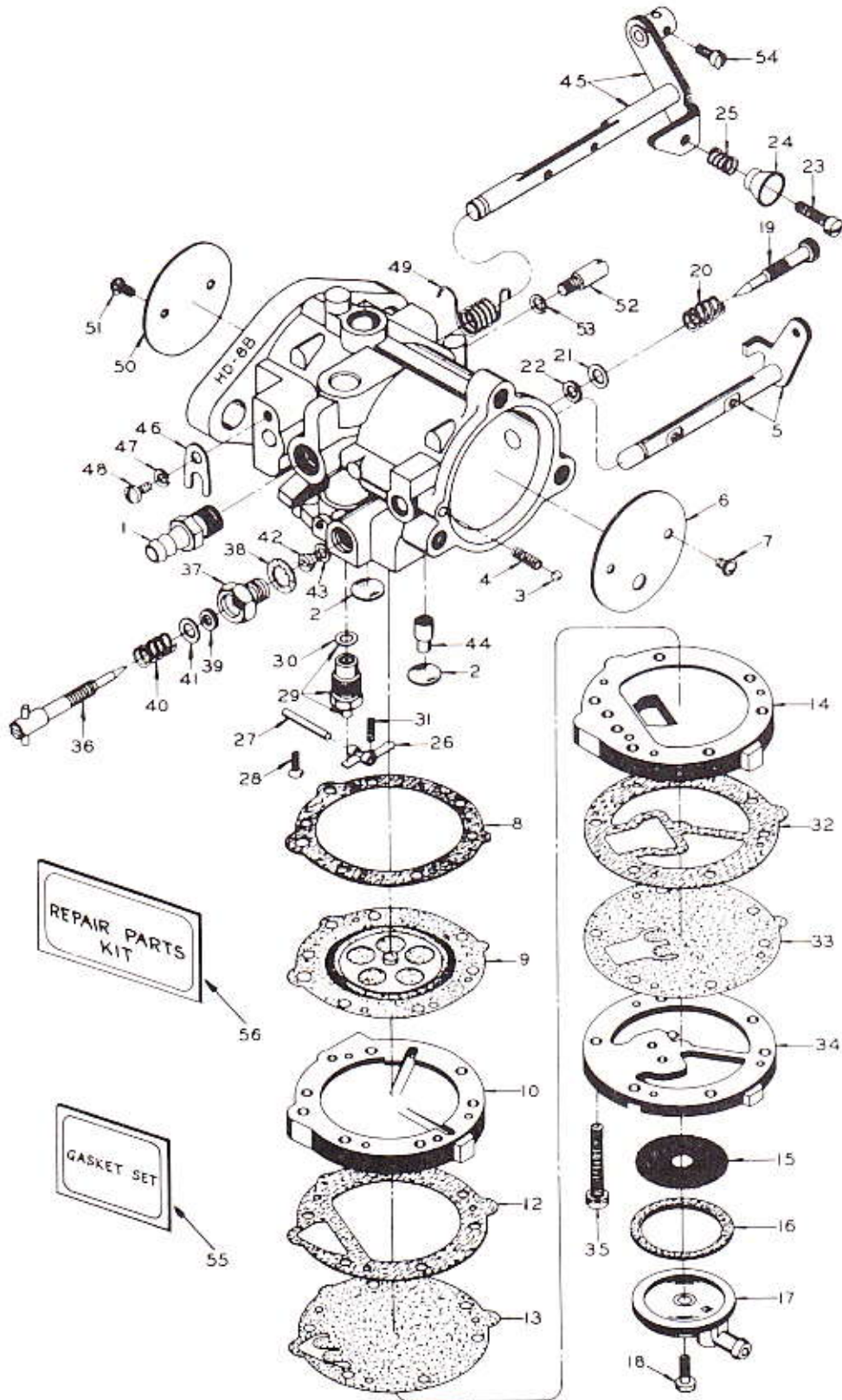
ITEM NO.	PART NO.	DESCRIPTION	QUANTITY	ITEM NO.	PART NO.	DESCRIPTION	QUANTITY
1	404 0161	Body (Service)	1	27	404 0067	*Idle Speed Screw Spring	1
2	404 0010	*Body Channel Welch Plug	2	28	404 0069	*Inlet Control Lever	1
3	404 0013	Choke Friction Ball	1	29	404 0072	*Inlet Control Lever Fulcrum Pin	1
4	404 0014	Choke Friction Spring	1	30	404 0073	*Inlet Control Lever Fulcrum Pin Ret. Screw	1
5	404 0020	Choke Shaft & Lever	1	31	404 0159	*Inlet Needle, Seat & Gasket	1
6	404 0026	Choke Shutter	1	32	404 0079	Inlet Seat Gasket	1
7	404 0028	Choke Shutter Screw & Lockwasher	2	33	404 0081	*Inlet Tension Spring	1
8	404 0030	Diaphragm Gasket	1	34	404 0062	*High Speed Mixture Screw	1
9	404 0032	*Diaphragm	1	35	404 0068	*High Speed Mixture Screw Spring	1
10	404 0036	Diaphragm Cover	1	36	404 0058	High Speed Mixture Screw Washer	1
11	404 0039	Flange Gasket	3	37	404 0063	High Speed Mixture Screw Packing	1
12	404 0041	Fuel Pump Gasket	1	38	404 0088	*Nozzle Check Valve	1
13	404 0043	*Fuel Pump Diaphragm (Pulse)	1	39	404 0100	Throttle Shaft & Lever	1
14	404 0044	*Fuel Pump Diaphragm (Valve)	1	40	404 0102	Throttle Shaft Clip	1
15	404 0046	Fuel Pump Body	1	41	404 0105	Throttle Shaft Clip Lockwasher	1
16	404 0047	Fuel Pump Body Screw & Lockwasher	6	42	404 0106	Throttle Shaft Clip Ret. Screw	1
17	404 0181	*Fuel Strainer Screen	1	43	404 0111	*Throttle Shaft Return Spring	1
18	404 0050	Fuel Strainer Cover Gasket	1	44	404 0117	Throttle Shutter	1
19	404 0182	Fuel Strainer Cover	1	45	404 0028	*Throttle Shutter Screw & Lockwasher	2
20	404 0052	*Fuel Strainer Cover Ret. Screw	1	46	404 0134	*Throttle Wire Ret. Screw	1
21	404 0061	*Idle Mixture Screw	1	47	404 0177	*Gasket & Packing Set	1
22	404 0056	*Idle Mixture Screw Spring	1	48	404 0162	Repair Parts Kit	1
23	404 0057	Idle Mixture Screw Washer	1				
24	404 0059	Idle Mixture Screw Packing	1				
25	404 0066	*Idle Speed Screw	1				
26	404 0158	Idle Speed Screw Cup	1				

(*) Indicates contents of Repair Parts Kit



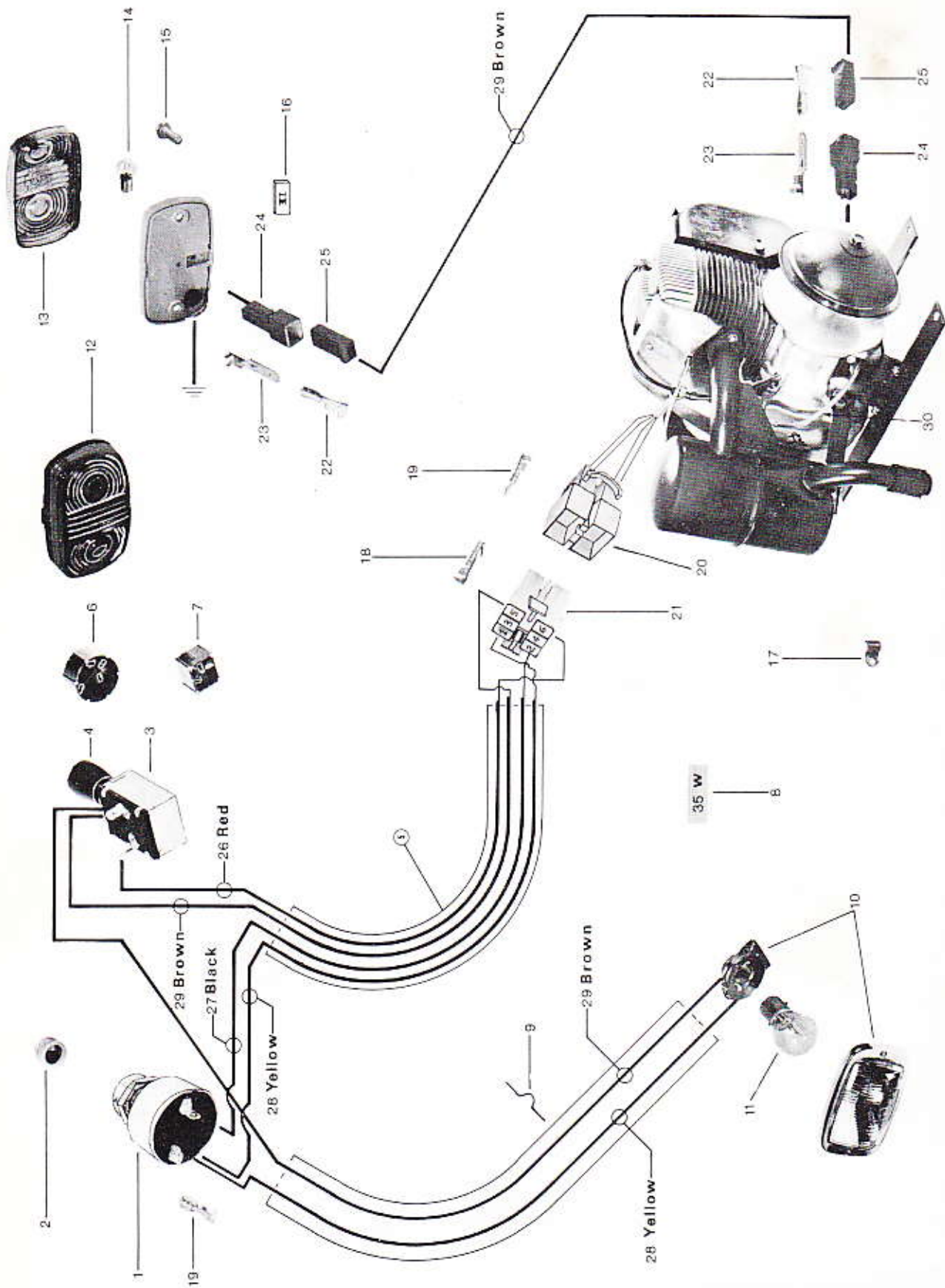
ITEM NO.	PART NO.	DESCRIPTION	QUANTITY	ITEM NO.	PART NO.	DESCRIPTION	QUANTITY
1	404 0185	Body (Service)	1	29	404 0159	*Inlet Needle, Seat & Gasket	1
2	404 0010	*Body Channel Welch Plug	2	30	404 0079	Inlet Seat Gasket	1
3	404 0013	Choke Friction Ball	1	31	404 0081	*Inlet Tension Spring	1
4	404 0014	Choke Friction Spring	1	32	404 0196	Inlet Valve Gasket	1
5	404 0186	Choke Shaft & Lever	1	33	404 0195	*Inlet Valve Diaphragm	1
6	404 0187	Choke Shutter	1	34	404 0193	Inlet Valve Body	1
7	404 0028	Choke Shutter Screw & Lockwasher	2	35	404 0194	Inlet Valve Body Ret. Screw	6
8	404 0030	Diaphragm Gasket	1	36	—	*High Speed Mixture Screw	1
9	404 0033	*Diaphragm	1	36	404 0062	*High Speed Mixture Screw	1
10	404 0188	Diaphragm Cover	1	37	404 0068	*High Speed Mixture Screw Spring	1
11	404 0039	Flange Gasket	3	38	404 0058	High Speed Mixture Screw Washer	1
12	404 0191	Fuel Pump Gasket	1	39	404 0063	High Speed Mixture Screw Packing	1
13	404 0190	*Fuel Pump Diaphragm	1	40	404 0088	*Nozzle Check Valve	1
14	404 0189	Fuel Pump Body	1	41	404 0197	Throttle Shaft & Lever	1
15	404 0181	*Fuel Strainer Screen	1	42	404 0102	Throttle Shaft Clip	1
16	404 0050	Fuel Strainer Cover Gasket	1	43	404 0105	Throttle Shaft Clip Lockwasher	1
17	404 0182	Fuel Strainer Cover	1	44	404 0106	Throttle Shaft Clip Ret. Screw	1
18	404 0052	*Fuel Strainer Cover Ret. Screw	1	45	404 0111	*Throttle Shaft Return Spring	1
19	404 0192	*Idle Mixture Screw	1	46	404 0198	Throttle Shutter	1
20	404 0056	*Idle Mixture Screw Spring	1	47	404 0028	*Throttle Shutter Screw & Lockwasher	2
21	404 0057	Idle Mixture Screw Washer	1	48	404 0134	*Throttle Wire Ret. Screw	1
22	404 0059	Idle Mixture Screw Packing	1	49	404 0199	*Gasket & Packing Set	1
23	404 0066	*Idle Speed Screw	1	50	—	Repair Parts Kit	1
24	404 0158	Idle Speed Screw Cup	1	50	404 0200	Repair Parts Kit	1
25	404 0067	*Idle Speed Screw Spring	1				
26	404 0069	*Inlet Control Lever	1				
27	404 0072	Inlet Control Lever Fulcrum Pin	1				
28	404 0073	*Inlet Control Lever Fulcrum Pin Ret. Screw	1				

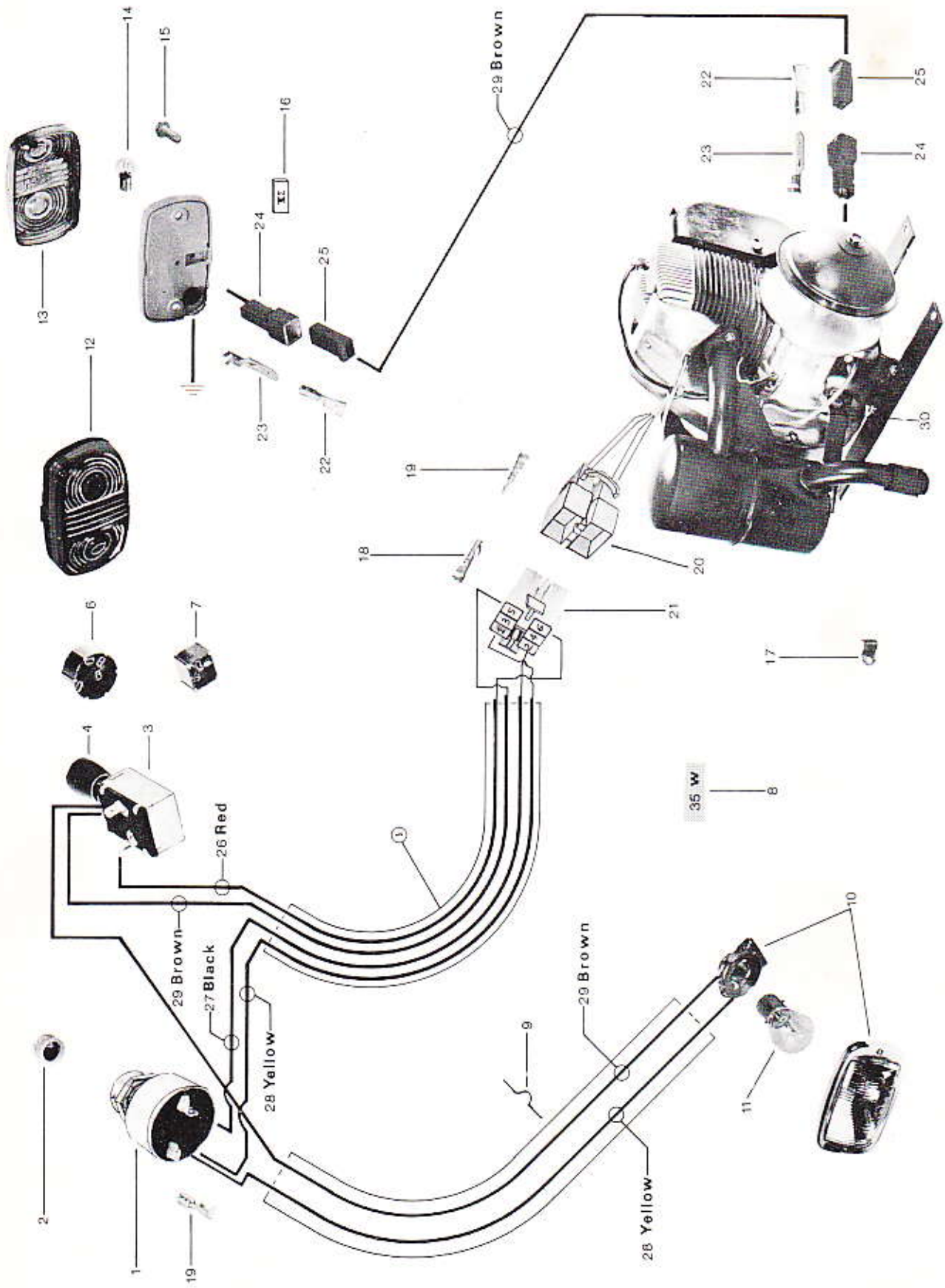
(*) Indicates contents of Repair Parts Kit



ITEM NO.	PART NO.	DESCRIPTION	QUANTITY	ITEM NO.	PART NO.	DESCRIPTION	QUANTITY
1	404 0183	Body Channel Line Connection	1	32	404 0170	Inlet Valve Gasket	1
2	404 0011	*Body Channel Welch Plug	2	33	404 0171	*Inlet Valve Diaphragm	1
3	404 0013	Choke Friction Ball	1	34	404 0172	Inlet Valve Body	1
4	404 0014	Choke Friction Spring	1	35	404 0173	Inlet Valve Body Screw & Lockwasher	6
5	404 0021	Choke Shaft & Lever	1	36	404 0055	*High Speed Mixture Screw	1
6	404 0180	Choke Shutter	1	37	404 0147	High Speed Mixture Screw Gland	1
7	404 0028	Choke Shutter Screw	2	38	404 0144	High Speed Mixture Screw Gland Gasket	1
8	404 0031	Diaphragm Gasket	1	39	404 0063	High Speed Mixture Screw Packing	1
9	404 0033	*Diaphragm	1	40	404 0068	*High Speed Mixture Screw Spring	1
10	404 0165	Diaphragm Cover	1	41	404 0058	High Speed Mixture Screw Washer	1
11	404 0207	Flange Gasket	1	42	404 0179	*Main Fuel Jet (.120)	1
12	404 0166	Fuel Pump Gasket	1	43	404 0174	Main Fuel Jet Gasket	1
13	404 0167	*Fuel Pump Diaphragm	1	44	404 0089	Nozzle Check Valve	1
14	404 0168	Fuel Pump Body	1	45	404 0101	Throttle Shaft & Lever	1
15	404 0049	*Fuel Strainer Screen	1	46	404 0104	Throttle Shaft Clip	1
16	404 0050	Fuel Strainer Cover Gasket	1	47	404 0105	Throttle Shaft Clip Lockwasher	1
17	404 0051	Fuel Strainer Cover	1	48	404 0106	Throttle Shaft Clip Ret. Screw	1
18	404 0052	*Fuel Strainer Cover Ret. Screw	1	49	404 0110	*Throttle Shaft Return Spring	1
19	404 0054	*Idle Mixture Screw	1	50	404 0116	Throttle Shutter	1
20	404 0068	*Idle Mixture Screw Spring	1	51	404 0028	*Throttle Shutter Screw	2
21	404 0058	Idle Mixture Screw Washer	1	52	404 0148	Throttle Stop Pin	1
22	404 0063	Idle Mixture Screw Packing	1	53	404 0149	Throttle Stop Pin Lockwasher	1
23	404 0065	*Idle Speed Screw	1	54	404 0135	*Throttle Wire Connection Screw	1
24	404 0158	Idle Speed Screw Cup	1	55	404 0175	*Gasket & Packing Set	1
25	404 0067	*Idle Speed Screw Spring	1	56	404 0184	Repair Parts Kit	1
26	404 0069	*Inlet Control Lever	1				
27	404 0072	*Inlet Control Lever Pin	1				
28	404 0073	*Inlet Control Lever Pin Ret. Screw	1				
29	404 0169	*Inlet Needle, Seat & Gasket	1				
30	404 0080	Inlet Seat Gasket	1				
31	404 0081	*Inlet Tension Spring	1				

(*) Indicates contents of Repair Parts Kit





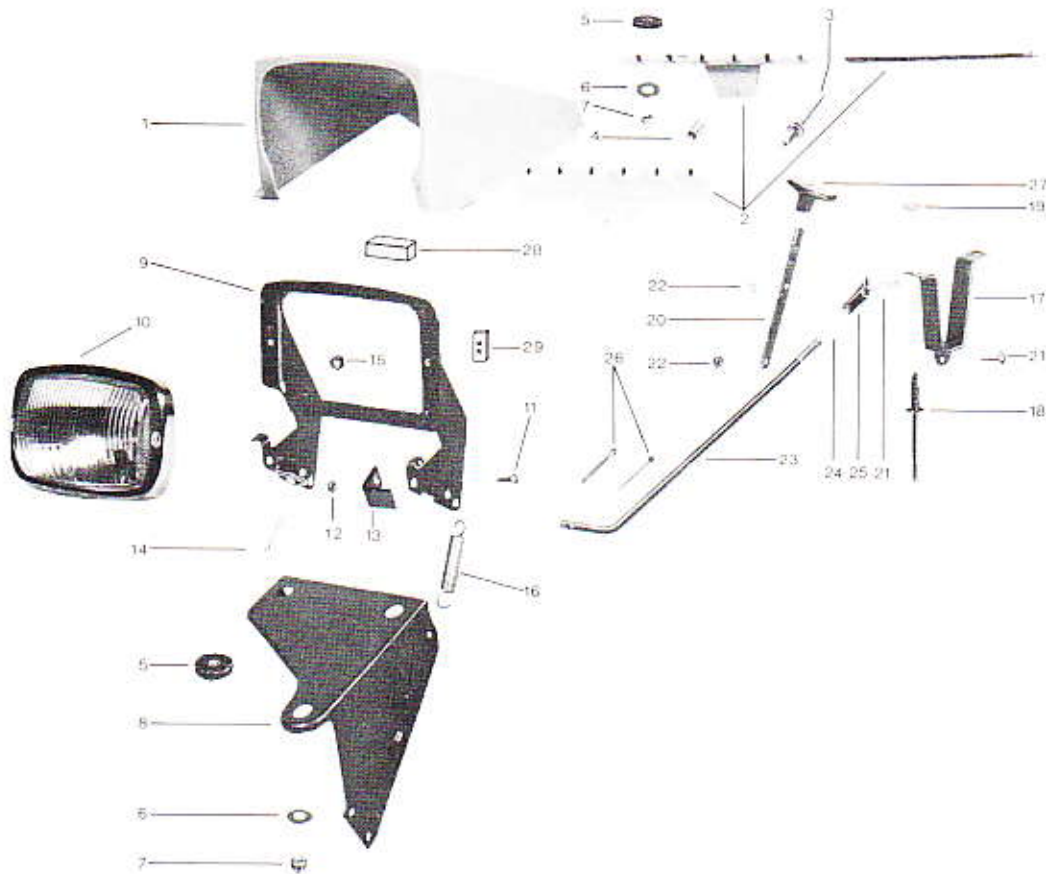
ITEM NO.	PART NO.	DESCRIPTION	QUANTITY			ITEM NO.	PART NO.	DESCRIPTION	QUANTITY		
			300	320	370				300	320	370
1	410 1006	Ignition Switch	1	1	1	14	410 5006	Tail Lamp Bulb	1	1	1
2	670 1503	Ignition Switch Boot	1	1	1	15	321 6043	Machine Screw	2	2	2
3	410 1004	Headlight Switch	1	1	1	16	389 8010	Speed Nut	2	2	2
4	414 0251	Headlight Switch Knob	1	1	1	17	517 0096	Clip	2	2	2
5	581 1033	Harness Ass'y (with Block)	1	1	-	18	409 0004	Socket Contactor	4	4	4
5	581 1038	Harness Ass'y (with Block)	-	-	1	19	409 0005	Pin Contactor	4	4	4
6	410 9033	Ignition Switch Block	1	1	1	20	409 2017	Pin Housing (6 Cir.)	1	1	1
7	410 9035	Headlight Switch Block	1	1	1	21	409-2017	Socket Housing (6 Cir.)	1	1	1
8	414 0280	Label 35W	1	1	-	22	409 2014	Receptacle	8	8	8
8	414 0281	Label 45W	-	-	1	23	409 2010	Tab	2	2	2
9	515 0102	Wire Clamp	1	1	1	24	409 2013	Tab Housing	2	2	2
10	410 6010	Projector	1	1	1	25	409 2012	Receptacle Housing	2	2	2
11	410 5008	Bulb 45W	-	-	1	26	409 6011	Wire Red (Mult 12'')	-	-	-
11	410 5009	Bulb 35W	1	1	-	27	409 6012	Wire Black (Mult 12'')	-	-	-
12	410 6007	Tail Lamp Ass'y	1	1	1	28	409 6013	Wire Yellow (Mult 12'')	-	-	-
13	410 9019	Tail Lamp Lens	1	1	1	29	409 6014	Wire Brown (Mult 12'')	-	-	-
						30	409 9001	Housing 3/16 Ø (Mult 12'')	-	-	-

BOMBARDIER LTD./LTÉE

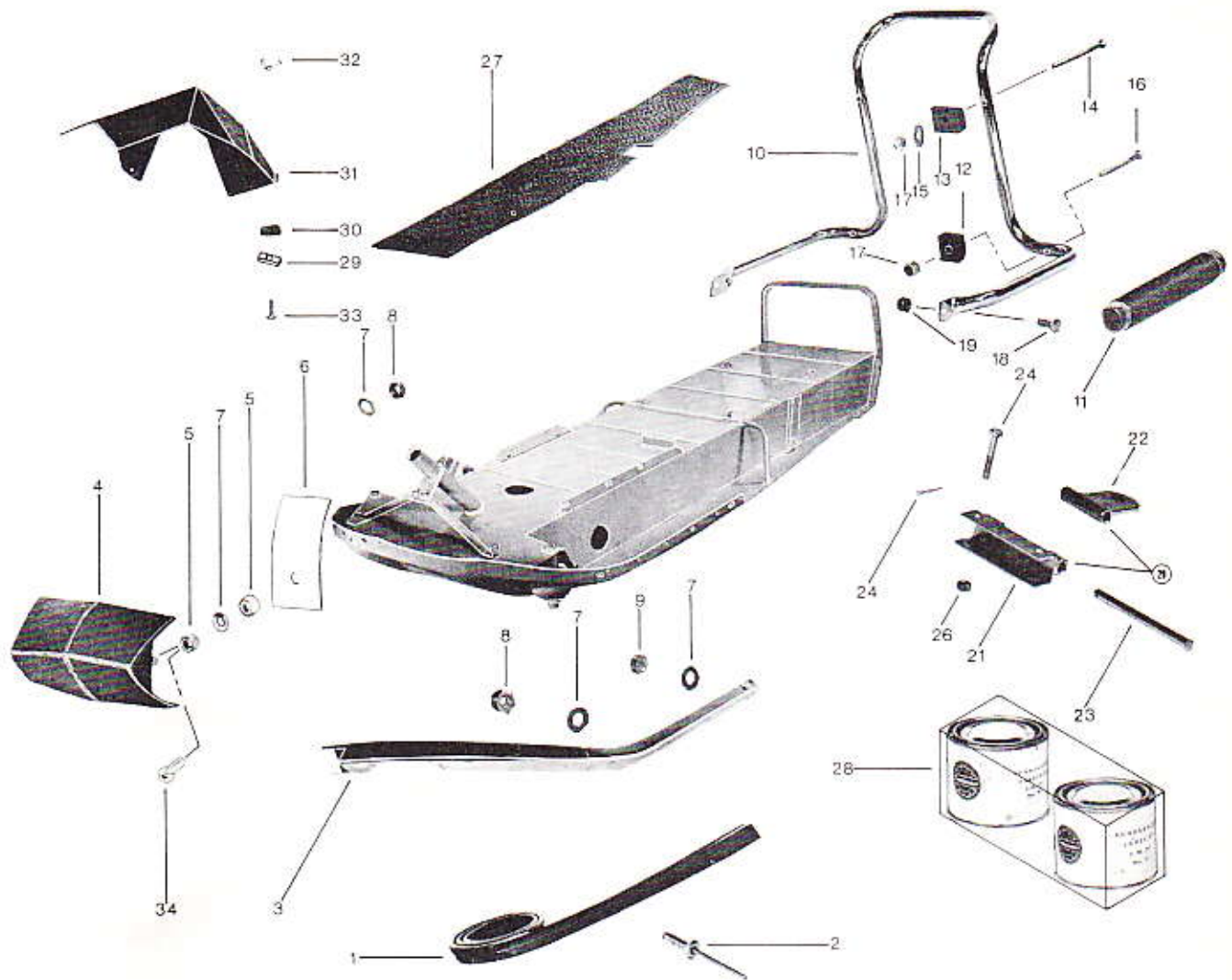
PRINTED IN CANADA

SECTION XV - PAGE 2

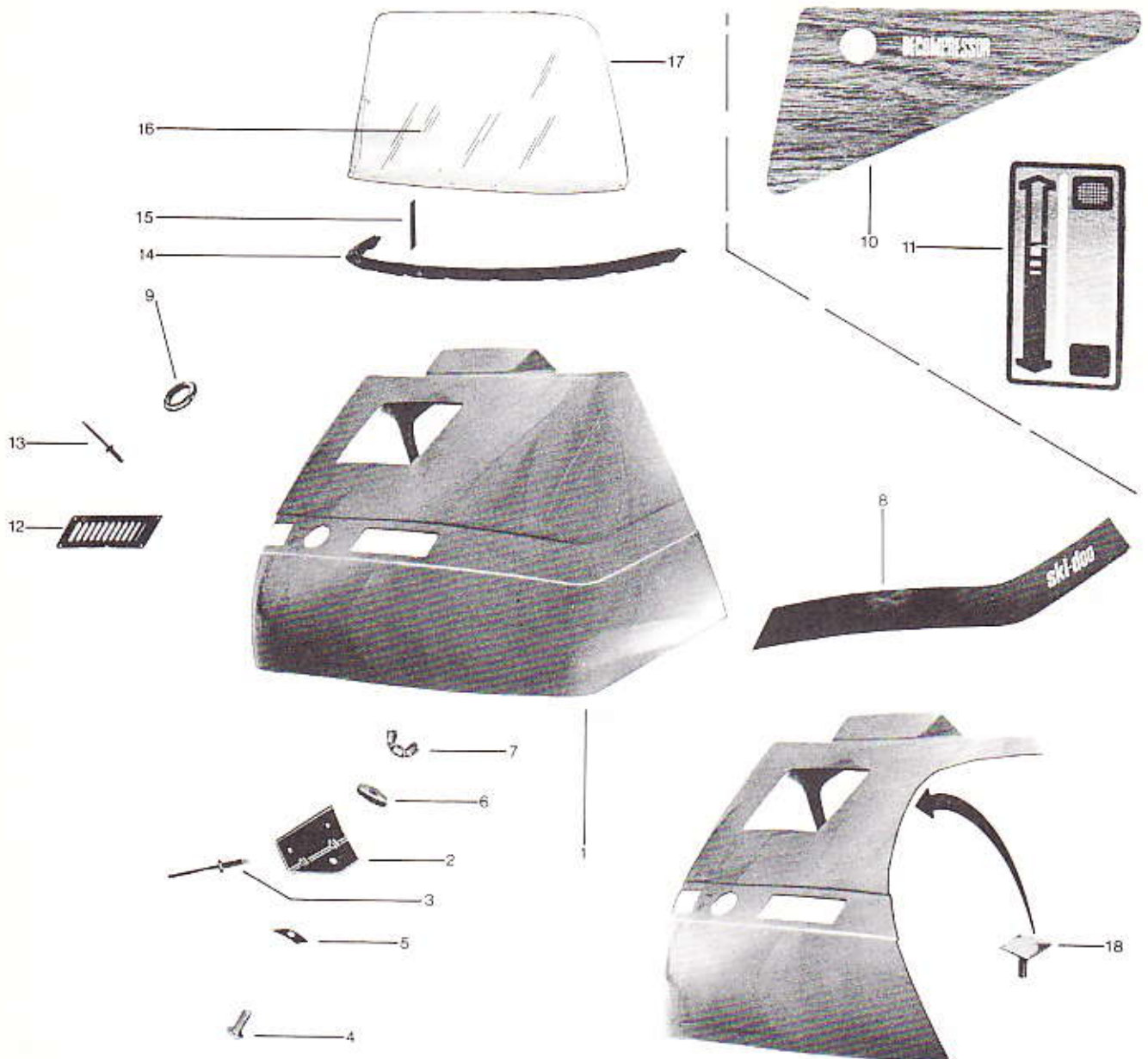
ITEM NO.	PART NO.	DESCRIPTION	QUANTITY 320E	ITEM NO.	PART NO.	DESCRIPTION	QUANTITY 320E
1	410 1007	Ignition Switch	1	28	409 2006	Socket Housing (2 Cir.)	1
2	670 1503	Ignition Switch Boot	1	29	409 2014	Receptacle	8
3	410 1004	Headlight Switch	1	30	409 2010	Tab	2
4	414 0251	Headlight Switch Knob	1	31	409 2013	Tab Housing	2
5	581 1035	Harness Ass'y (with Block)	1	32	409 2012	Receptacle Housing	2
6	410 9033	Ignition Switch Block	1	33	410 3002	Battery 12 Volts	1
7	410 9035	Headlight Switch Block	1	34	515 0135	Battery Seat	1
8	410 9034	Rectifier Block	1	35	515 0156	Battery Cover	1
9	410 9032	Rectifier (with fuse)	1	36	300 4026	Cap Screw	2
10	391 0021	Flat Washer	2	37	387 0019	Nut	2
11	386 9003	Nut	2	38	409 6006	Ground Wire	1
12	410 9039	Fuse Holder	1	39	409 6007	Current Wire	1
13	515 0102	Wire Clamp	1	40	323 2102	Bolt	1
14	414 0280	Label 35 W.	1	41	391 0021	Flat Washer	1
15	410 6010	Projector	1	42	386 6019	Nut	1
16	410 5009	Bulb (35 W.)	1	43	570 1502	Grommet	1
17	410 6007	Tail Lamp Ass'y	1	44	409 6011	Wire Red (Mult. 12'')	-
18	410 9019	Tail Lamp Lens	1	45	409 6012	Wire Black (Mult. 12'')	-
19	410 5006	Tail Lamp Bulb	2	46	409 6013	Wire Yellow (Mult. 12'')	-
20	321 6043	Machine Screw	2	47	409 6014	Wire Brown (Mult. 12'')	-
21	389 8010	Speed Nut	2	48	409 6015	Wire Green (Mult. 12'')	-
22	517 0096	Clip	2	50	409 0007	Insulated Terminal	1
23	409 0004	Socket Contactor	4	-	409 9001	Housing 3/16 B (Mult. 12'')	-
24	409 0005	Pin Contactor	4	-	410 9041	Fuse 5 Amp. - 35 Volts	2
25	409 2017	Pin Housing (6 Cir.)	1	-	410 9023	Fuse 9 Amp. - 35 Volts	1
26	409 2017	Socket Housing (6 Cir.)	1				
27	409 2005	Pin Housing (2 Cir.)	1				




ITEM NO.	PART NO.	DESCRIPTION	QUANTITY				ITEM NO.	PART NO.	DESCRIPTION	QUANTITY			
			300	320	320E	370				300	320	320E	370
1	571 1733	Headlamp Housing	1	1	1	1	16	414 0246	Headlamp Spring	-	1	1	1
2	582 1016	Hinge	-	1	1	1	17	515 0143	Control Bracket	-	1	1	1
3	390 4013	Rivet	-	4	4	4	18	390 4003	Pop Rivet	-	4	4	4
4	414 0229	Housing Spring	-	1	1	1	19	399 9001	Flat Washer	-	4	4	4
5	570 1702	Rubber	-	5	5	5	20	515 0147	Control Lever	-	1	1	1
6	391 0023	Flat Washer	-	5	5	5	21	320 1063	Machine Screw	-	2	2	2
7	380 9019	Nut	-	5	5	5	22	386 6013	Nut	-	2	2	3
8	515 0137	Support Bracket	-	1	1	1	23	515 0148	Control Rod	-	1	1	1
9	515 0142	Headlamp Ring	-	1	1	1	24	380 9019	Nut	-	1	1	1
10	410 6010	Projector	1	1	1	1	25	515 0149	Adjuster Tube	-	1	1	1
11	320 1061	Machine Screw	-	1	1	1	26	371 0011	Cotter Pin	-	2	2	2
11	320 1062	Machine Screw	-	1	1	1	27	414 0054	Control Lever Knob	-	1	1	1
12	386 7002	Nut	-	2	2	2	28	107 7002	Spacer Strip (Mult. 12'')	-	-	-	-
13	515 0157	Stop Bracket	-	1	1	1							
14	321 7103	Adjustment Screw	-	1	1	1	29	389 8010	Speed Nut	2	2	2	2
15	380 9019	Nut	-	1	1	1							



ITEM NO.	PART NO.	DESCRIPTION	QUANTITY				ITEM NO.	PART NO.	DESCRIPTION	QUANTITY			
			300	320	320E	370				300	320	320E	370
1	414 0159	Body Moulding	1	-	-	-	18	530 5101	Machine Screw	-	2	2	2
2	390 5005	Rivet	22	-	-	-	19	386 6019	Nut	-	2	2	2
3	517 0076	R.H. Side Bumper	-	1	1	1	20	581 2004	Hitch Plate and Bracket Ass'y	-	1	1	1
3	517 0077	L.H. Side Bumper	-	1	1	1	21	517 0086	Hitch Bracket	-	1	1	1
4	570 1701	Front Bumper Bonding	-	1	1	1	22	517 0087	Hitch Plate	-	1	1	1
5	517 0088	Spacer	2	4	4	4	23	517 0097	Pin	-	1	1	1
6	517 0089	Positioning Bracket	2	2	2	2	24	371 8002	Cotter Pin	-	1	1	1
7	391 0023	Flat Washer	-	4	4	4	25	309 8014	Cap Screw	-	2	2	2
8	387 9002	Nut	-	4	4	4	26	386 6019	Nut	-	2	2	2
9	380 9022	Nut	-	2	2	2	27	570 1717	R.H. Foot Pad	1	1	1	1
10	580 2014	Rear Bumper	-	1	1	1	27	570 1718	L.H. Foot Pad	1	1	1	1
11	414 0016	Grip	-	3	3	3	28	414 0066	Epoxy Glue	-	-	-	-
12	570 1704	Rubber Spacer	-	4	4	4	29	389 8034	Speed Nut	3	3	3	3
13	570 1706	Skew Spacer	2	2	2	2	30	570 1711	Rubber Washer	3	3	3	3
14	320 1066	Machine Screw	2	-	-	-	31	571 1718	Pulley Guard	1	1	1	-
14	327 3070	Machine Screw	-	2	2	2	31	580 7006	Pulley Guard	-	-	-	1
15	391 0017	Flat Washer	2	2	2	2	32	386 1019	Wing Nut	3	3	3	3
16	327 3072	Machine Screw	-	2	2	2	33	300 1001	Cap Screw	3	3	3	3
17	386 6013	Nut	2	4	4	4	34	321 7133	Bolt	2	-	-	-



ITEM NO.	PART NO.	DESCRIPTION	QUANTITY				ITEM NO.	PART NO.	DESCRIPTION	QUANTITY			
			300	320	320E	370				300	320	320E	370
1	571 1743	Cab	1	-	-	-	10	414 0300	R.H. Dash Panel	-	-	-	1
1	571 1749	Cab	-	1	-	-	10	414 0244	L.H. Dash Panel	1	1	1	-
1	571 1753	Cab	-	-	1	-	10	414 0301	L.H. Dash Panel	-	-	-	1
1	571 1757	Cab	-	-	-	1	11	414 0250	Light Control Label	-	1	1	1
2	517 0079	Retaining Bracket	4	4	4	4	12	414 0232	R.H. Louvre	1	1	1	1
3	390 4004	Pop Rivet	8	8	8	8	12	414 0233	L.H. Louvre	1	1	1	1
4	320 1132	Machine Screw	4	4	4	4	13	390 4007	Pop Rivet	8	8	8	8
5	389 8018	Speed Nut	4	4	4	4	14	570 1716	Windshield Anchor Strip	1	1	1	1
6	570 1711	Rubber Washer	4	4	4	4	15	517 0142	Windshield Anchor Tab	9	9	9	9
7	389 8032	Wing Nut	4	4	4	4	16	414 0187	Windshield	-	-	-	-
8	414 0241	R.H. Stripe	1	1	1	1	17	414 0255	Windshield Protector (mult. 12")	1	1	1	1
8	414 0242	L.H. Stripe	1	1	1	1	19	414 0190	Center Strip (not illustr.)	1	1	1	1
9	570 1719	Filler Pipe Grommet	1	1	1	1							
10	414 0243	R.H. Dash Panel	1	1	-	-							
10	414 0253	R.H. Dash Panel	-	-	1	-							



ITEM NO.	PART NO.	DESCRIPTION	QUANTITY				ITEM NO.	PART NO.	DESCRIPTION	QUANTITY			
			300	320	320E	370				300	320	320E	370
1	580 1035	Seat Ass'y	1	-	-	-	5	414 0298	Covering	-	1	1	1
1	580 1049	Seat Ass'y	-	1	-	-	6	389 8010	Speed Nut	2	2	2	2
1	580 1044	Seat Ass'y	-	-	1	-	7	321 6043	Machine Screw	2	2	2	2
1	580 1060	Seat Ass'y	-	-	-	1	8	414 0227	Identification Label 300	2	-	-	-
2	414 0234	Leatherette	1	-	-	-	8	414 0228	Identification Label 320	-	2	-	-
2	414 0291	Leatherette	-	1	1	-	8	414 0236	Identification Label 320E	-	-	2	-
2	414 0302	Leatherette	-	-	-	1	8	414 0268	Identification Label 370	-	-	-	2
3	581 1024	Padded Backrest Ass'y	1	-	-	-	9	414 0248	Bombardier Crest	2	2	2	2
3	581 1032	Padded Backrest Ass'y	-	1	1	1	10	414 0164	Backrest Strip	1	1	1	1
4	571 1717	Backrest Housing	1	1	1	1							
5	414 0235	Covering	1	-	-	-							

BOMBARDIER

LTD/LTÉE

ski-doo

NORDIC 1969

DIVISION SKI-DOO DIVISION
PARTS MANUAL
MANUEL / PIECES

VALCOURT QUEBEC CANADA

GENERAL INFORMATION
PARTS CATALOGUE

BOMBARDIER SKI-DOO

MODEL - MODÈLE

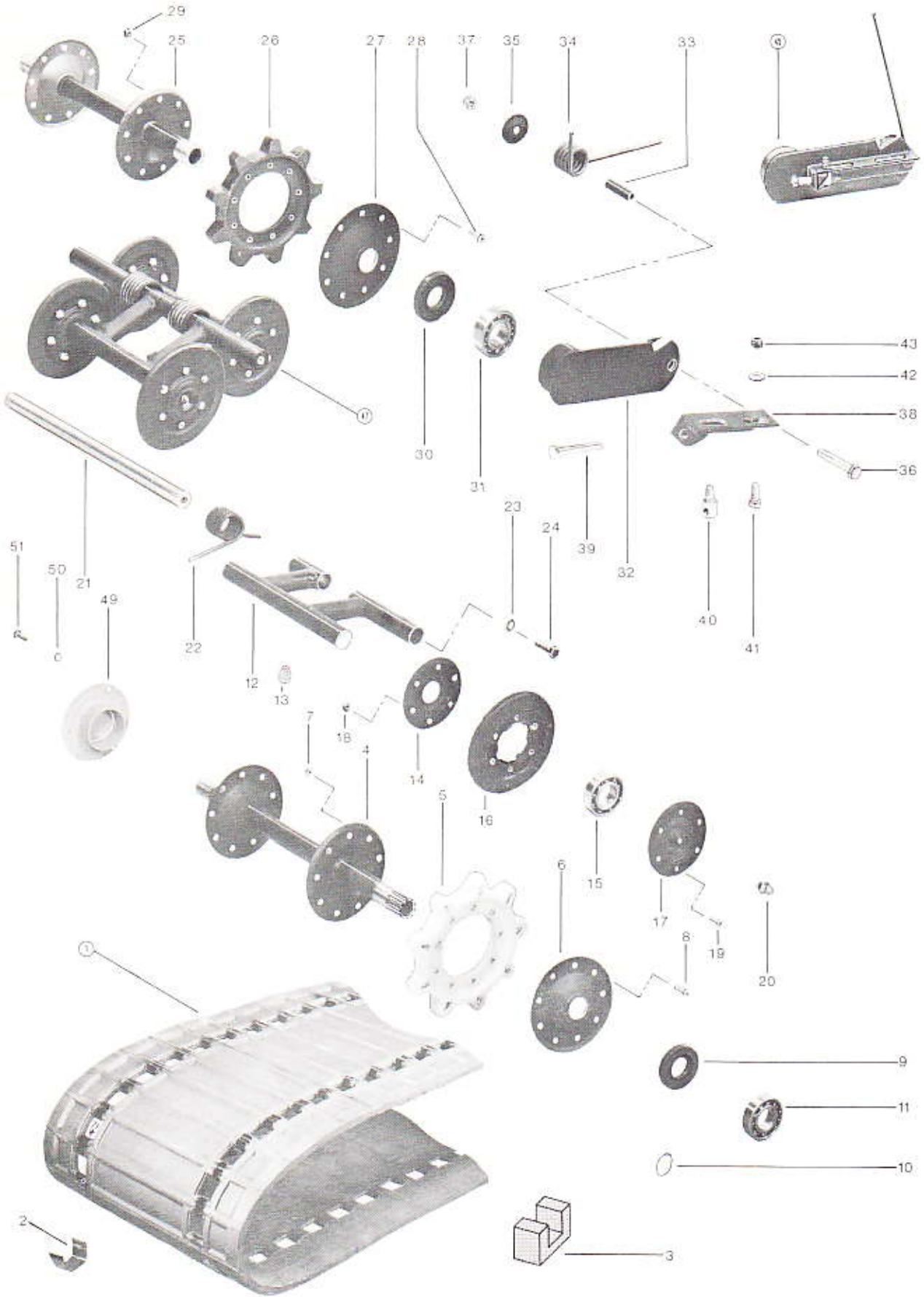
371 MANUAL

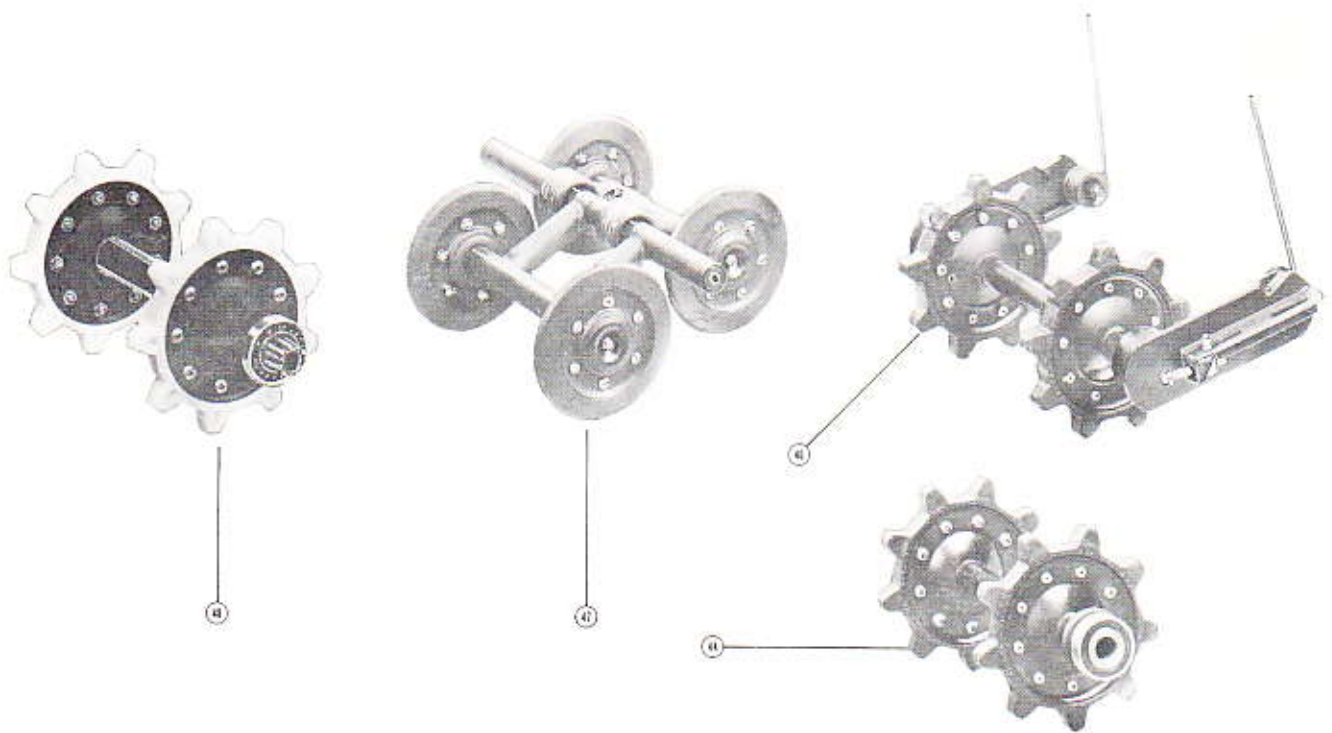
371 ELECTRIC

INFORMATION GÉNÉRALE
CATALOGUE / PIÈCES

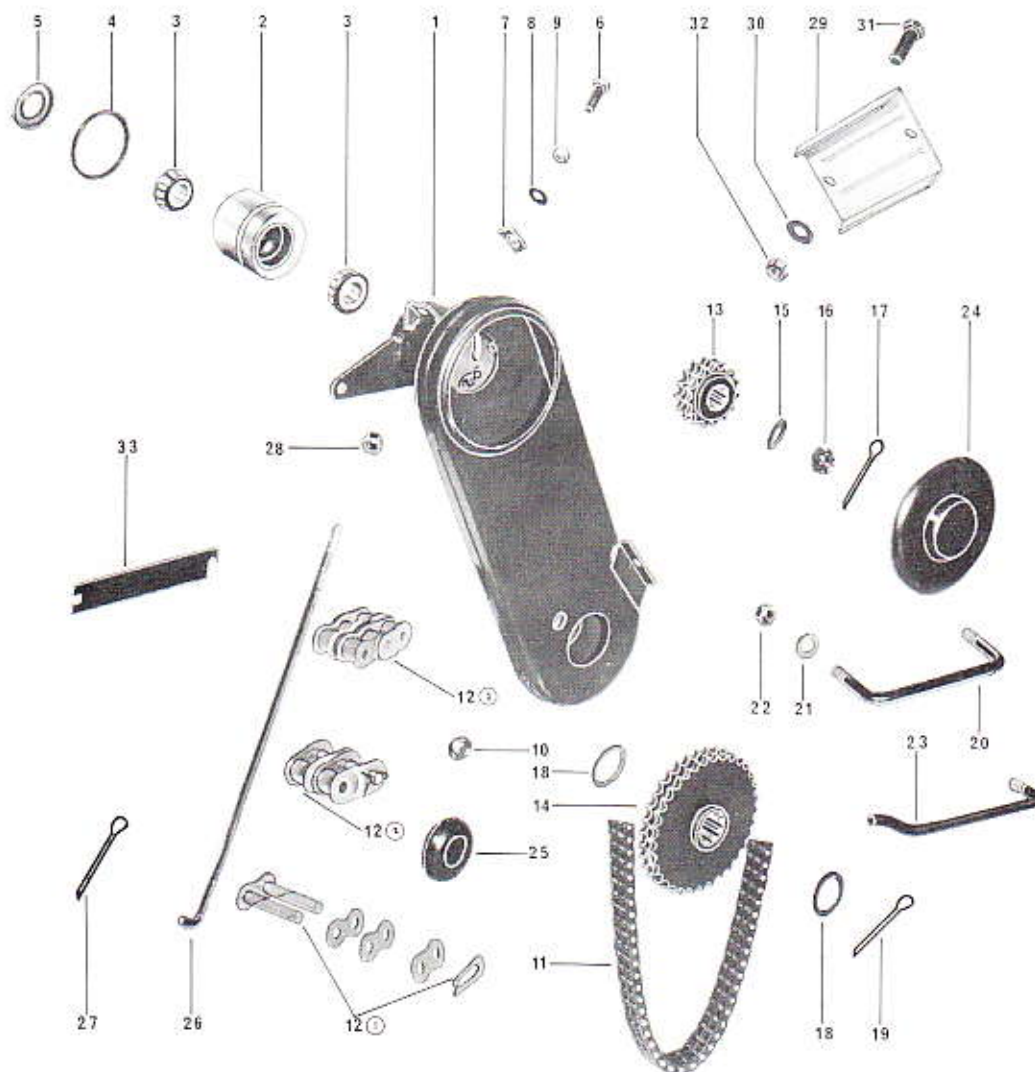
INDEX

DESCRIPTION	SECTION
TRACK.....	0
DRIVE.....	I
WHEEL.....	II
SUSPENSION.....	III
TRANSMISSION.....	IV
SKI.....	V
STEERING.....	VI
BRAKE.....	VII
THROTTLE.....	X
ENGINE & EXHAUST.....	XII
FUEL.....	XIII
ELECTRICAL.....	XV
BODY.....	XVII
<hr style="width: 20%; margin: 10px auto;"/>	
CHENILLE.....	0
COMMANDE.....	I
ROUE.....	II
SUSPENSION.....	III
TRANSMISSION.....	IV
SKI.....	V
CONDUITE.....	VI
FREIN.....	VII
ACCÉLÉRATEUR.....	X
MOTEUR & ÉCHAPPEMENT.....	XII
ESSENCE.....	XIII
SYSTÈME ÉLECTRIQUE.....	XV
CHASSIS.....	XVII







ITEM NO.	PART NO.	DESCRIPTION	QUANTITY		ITEM NO.	PART NO.	DESCRIPTION	QUANTITY	
			371	371E				371	371E
1	570 0004	Track	1	1	29	387 3013	Nut	18	18
2	570 0003	Track Insert	—	—	30	570 0301	Seal	2	2
3	529 0003	Insert Block (Tool)	—	—	31	405 4004	Bearing	2	2
4	501 0008	Drive Axle	1	1	32	503 0031	L.H. Link Plate	1	1
5	414 0001	Drive Sprocket	2	2	32	503 0030	R.H. Link Plate	1	1
6	501 0018	Mobile Flange	2	2	33	503 0040	Adjuster Sleeve	1	1
7	387 2019	Nut	18	18	34	503 0034	L.H. Spring	1	1
8	320 1102	Machine Screw	18	18	34	503 0033	R.H. Spring	1	1
9	581 1017	Seal (with spring)	2	2	35	503 0016	Retainer Washer	1	1
10	414 0153	Spring (for seal)	2	2	36	300 1048	Cap Screw	1	1
11	405 4002	Bearing	2	2	37	386 6022	Nut	1	1
12	502 0021	Wheel Support	6	6	38	503 0012	L.H. Bracket	1	1
13	502 0011	Cap	12	12	38	503 0008	R.H. Bracket	1	1
14	502 0015	Inner Flange	12	12	39	309 8004	Cap Screw	1	1
15	405 4002	Bearing	12	12	40	503 0027	Adjuster Eye Bolt	1	1
16	570 0205	Tire	12	12	41	300 3041	Cap Screw	2	2
17	502 0016	Outer Flange	12	12	42	399 9007	Flat Washer	2	2
18	387 3013	Nut	72	72	43	386 7001	Nut	2	2
19	320 1062	Machine Screw	72	72	44	581 0101	Rear Hub Ass'y	1	1
20	408 2001	Grease Fitting	12	12	45	581 0112	R.H. Link Plate Ass'y	1	1
21	502 0014	Cross Shaft	3	3	45	581 0113	L.H. Link Plate Ass'y	1	1
22	502 0020	Spring (Rear 9/32 Ø)	2	2	46	580 0105	Suspension Ass'y (Rear Hub)	1	1
22	502 0010	Spring (Front 1/4 Ø)	4	4	47	580 0104	Wheel Ass'y (Front)	2	2
23	399 8001	Tooth Lock Washer	6	6	47	580 0128	Wheel Ass'y (Rear)	1	1
24	300 8043	Cap Screw	6	6	48	580 0102	Drive Axle Ass'y	1	1
25	503 0032	Rear Hub	1	1	49	501 0007	End Bearing Housing	1	1
26	570 0101	Sprocket	2	2	50	392 0019	Lock Washer	3	3
27	501 0018	Mobile Flange	2	2	51	300 0000	Cap Screw	3	3
28	320 1062	Machine Screw	18	18					



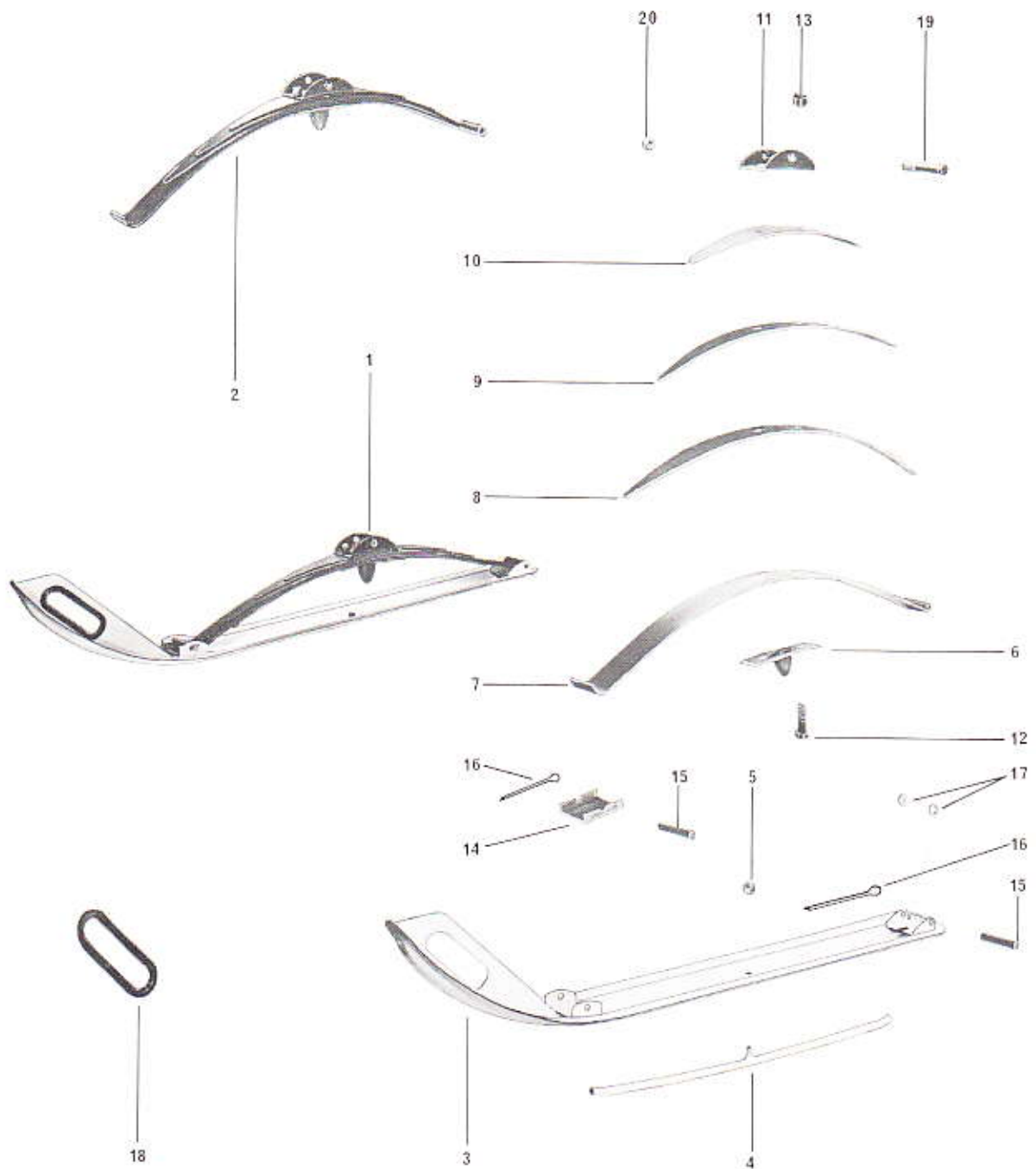
ITEM NO.	PART NO.	DESCRIPTION	QUANTITY		ITEM NO.	PART NO.	DESCRIPTION	QUANTITY	
			371	371E				371	371E
1	504 0033	Chain Case	1	1	17	371 0011	Cotter Pin	1	1
2	504 0053	Chain Tensioner (with cup)	1	1	18	504 0039	Spacer	2	2
3	405 0001	Bearing Cone	2	2	19	371 0033	Cotter Pin	1	1
4	406 0001	"O" Ring	1	1	20	504 0042	"U" Clamp	1	1
5	406 3001	Oil Seal	1	1	21	391 0023	Flat Washer	2	2
6	301 2084	Cap Screw	1	1	22	386 6022	Nut	3	3
7	414 0185	Segment	1	1	23	504 0041	"U" Clamp	1	1
8	391 0025	Flat Washer	1	1	24	570 0403	Inspection Cover	1	1
9	380 9024	Nut	1	1	25	570 0413	Access Plug	1	1
10	570 0406	Plug	1	1	26	507 0045	Hinge Rod	1	1
11	412 1007	Driving Chain	1	1	27	371 0011	Cotter Pin	1	1
12	412 6007	Connecting link single	1	1	28	386 6022	Nut	1	1
12	412 6009	Cranked link double	2	2	29	517 0117	L.H. Footrest	1	1
12	412 6008	Cranked link single	3	3	30	391 0021	Flat Washer	1	1
13	504 0061	Sprocket 16 Teeth	1	1	31	300 1001	Cap Screw	2	2
14	504 0045	Sprocket 34 Teeth	1	1	32	386 6019	Nut	2	2
15	504 0015	Shaft Washer	1	1	33	504 0020	Shim	—	—
16	381 2028	Nut	1	1					



ITEM NO.	PART NO.	DESCRIPTION	QUANTITY		ITEM NO.	PART NO.	DESCRIPTION	QUANTITY	
			371	371E				371	371E
1	581 1022	Driven Pulley Ass'y	1	1	5	414 0125	Spring	1	1
2	504 1037	Fixed Pulley Half	1	1	6	560 4001	Outer Cam	1	1
3	504 1029	Sliding Pulley	1	1	7	372 1123	Roll Pin	1	1
4	414 0126	Cam Slider Shoe	3	3	8	570 0411	Drive Belt	1	1




ITEM NO.	PART NO.	DESCRIPTION	QUANTITY		ITEM NO.	PART NO.	DESCRIPTION	QUANTITY	
			371	371E				371	371E
1	581 1008	Drive Pulley Ass'y	1	1	6	414 0013	Spring	1	1
2	504 1009	Shim (.024)	-	-	7	504 2017	Outer Half	1	1
2	504 1010	Shim (.048)	-	-	8	504 2022	Cent. Governor	1	1
3	504 2008	Inner Half	1	1	9	504 2024	Pressure Lever Kit	-	-
4	405 4005	Bearing	1	1	10	504 2026	Governor Washer	1	1
5	504 2013	Spring Seat	1	1	11	309 8010	Cap Screw	1	1




ITEM NO.	PART NO.	DESCRIPTION	QUANTITY		ITEM NO.	PART NO.	DESCRIPTION	QUANTITY	
			371	371E				371	371E
1	581 0106	Ski Assembly R.H.	1	1	10	505 0015	Auxiliary Leaf Spring	1	1
1	581 0107	Ski Assembly L.H.	1	1	11	505 0037	Spring Coupler	1	1
2	582 0101	Spring Ass'y	1	1	12	309 8026	Cap Screw	2	2
2	582 0102	Spring Ass'y	1	1	13	386 6024	Nut	2	2
3	505 0032	Ski Runner	1	1	14	505 0033	Spring Slider	1	1
4	505 0002	Runner Shoe	1	1	15	505 0034	Retainer Pin	2	2
5	387 2022	Nut	1	1	16	371 0011	Cotter Pin	2	2
6	570 0502	Rebound Leaf Spring	1	1	17	505 0035	Washer	2	2
7	505 0018	Main Leaf Spring	1	1	18	570 0503	Inside Protector	1	1
8	505 0014	Auxiliary Spring	1	1	19	309 8007	Cap Screw	1	1
9	505 0013	Auxiliary Leaf Spring	1	1	20	386 6024	Nut	1	1

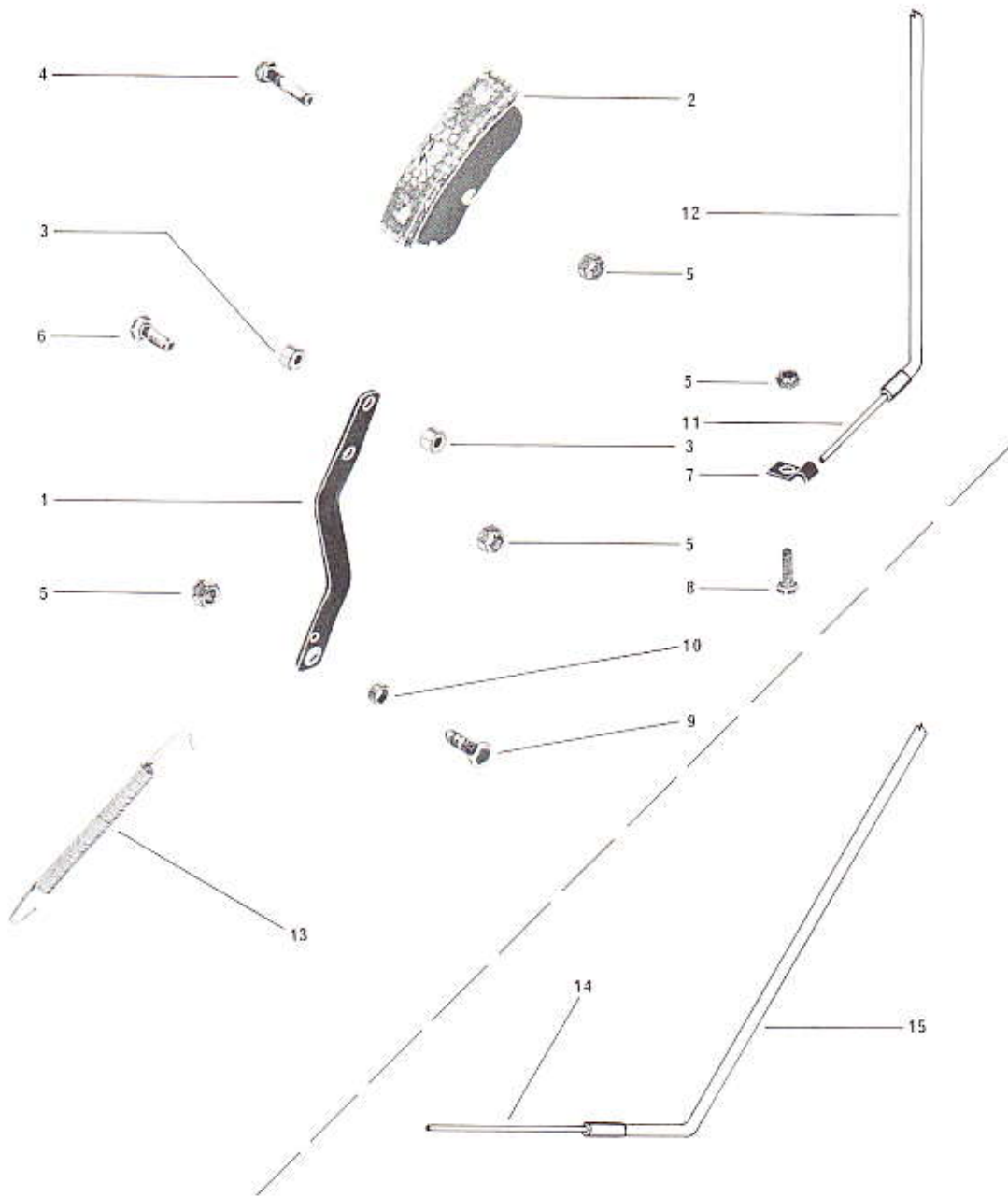
BOMBARDIER LTD./LTÉE
SECTION V - PAGE 1



ITEM NO.	PART NO.	DESCRIPTION	QUANTITY		ITEM NO.	PART NO.	DESCRIPTION	QUANTITY	
			371	371E				371	371E
1	580 0106	Tie Rod Ass'y	2	2	8	506 0058	Tie Rod	2	2
2	506 0076	Ski Leg L.H.	1	1	9	506 0044	Center Tie Rod End	2	2
2	506 0081	Ski Leg R.H.	1	1	10	506 0017	Tie Rod End L.H.	2	2
3	414 0127	Spring	2	2	11	389 8016	Jam Nut L.H.	2	2
4	506 0014	Steering Arm Plate	2	2	12	389 8015	Jam Nut R.H.	2	2
5	392 9926	Lock Washer	2	2	13	414 0364	Spring	4	4
6	300 8123	Cap Screw	2	2	14	391 0025	Flat Washer	4	4
7	408 2001	Grease Fitting	4	4	15	371 0031	Cotter Pin	4	4



ITEM NO.	PART NO.	DESCRIPTION	QUANTITY		ITEM NO.	PART NO.	DESCRIPTION	QUANTITY	
			371	371E				371	371E
1	570 0601	Steering Bushing	1	1	11	517 0141	Brace Rod	1	1
2	581 4007	Handle Ass'y	1	1	12	380 6019	Nut	5	5
3	581 1036	Control Handle with Plug	2	2	13	399 8006	Lock Washer	1	1
4	506 0073	Cable Plug Retainer	2	2	14	300 3126	Cap Screw	1	1
5	390 5004	Rivet	2	2	15	512 0036	Spacer	2	2
6	390 9001	Rivet	2	2	16	570 1205	Rubber Shear Mount	2	2
7	414 0002	Grip	2	2	17	512 0034	Upper Steering Bracket	1	1
8	506 0061	Handle Bar	1	1	18	392 0022	Lock Washer	2	2
9	506 0090	Bar Bracket	1	1	19	380 9022	Nut	2	2
10	300 0001	Cap Screw	1	1					



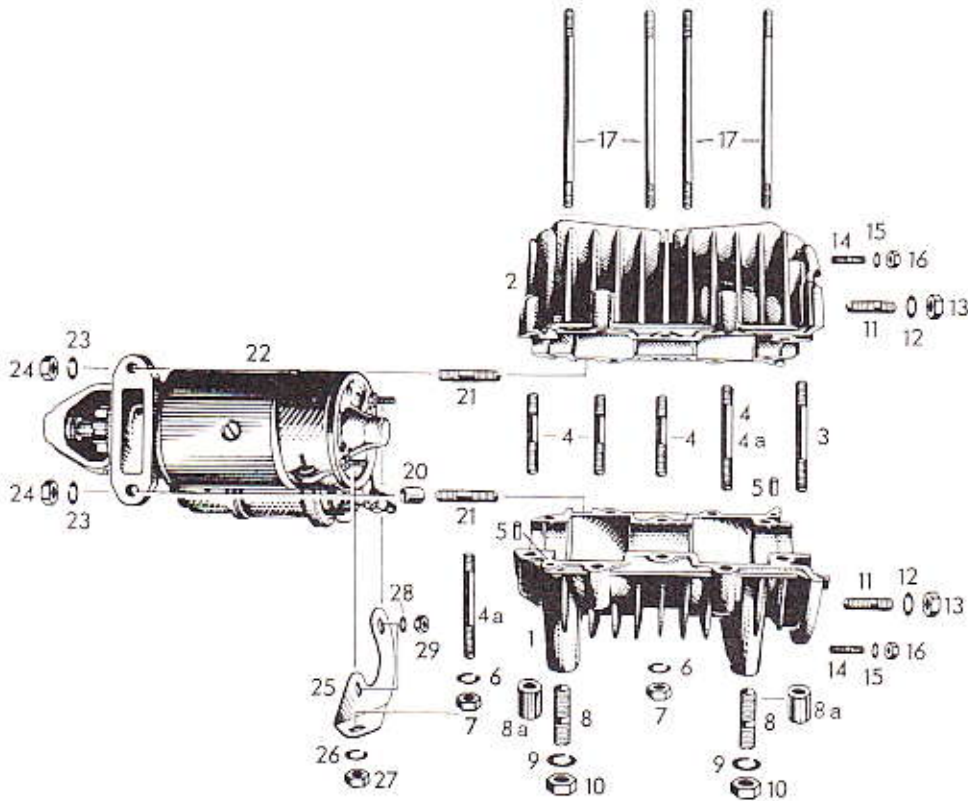
ITEM NO.	PART NO.	DESCRIPTION	QUANTITY		ITEM NO.	PART NO.	DESCRIPTION	QUANTITY	
			371	371E				371	371E
1	507 0036	Brake Lever	1	1	9	560 7004	Cable Lock Screw	1	1
2	582 1012	Shoe with Lining	1	1	10	507 0044	Cable Lock Bushing	1	1
3	507 0041	Lug Spacer	2	2	11	414 0262	Brake Cable	1	1
4	309 8020	Cap Screw	1	1	12	414 0265	Cable Housing (Brake)	1	1
5	386 6019	Nut	5	5	13	414 0245	Spring	1	1
6	309 9019	Cap Screw	1	1	14	414 0261	Throttle Cable	1	1
7	507 0028	Housing Clip	2	2	15	414 0288	Cable Housing (Throttle)	1	1
8	300 0001	Cap Screw	2	2					

ROTAX ENGINE

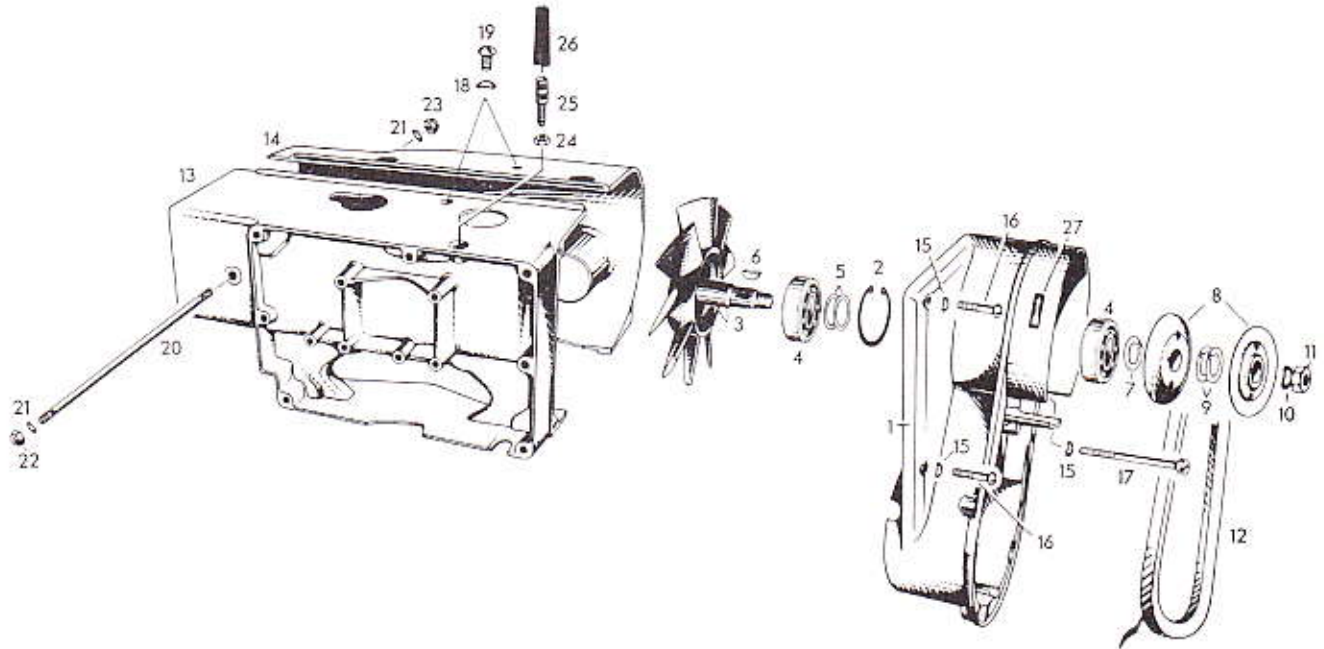
1969

371 - MANUAL

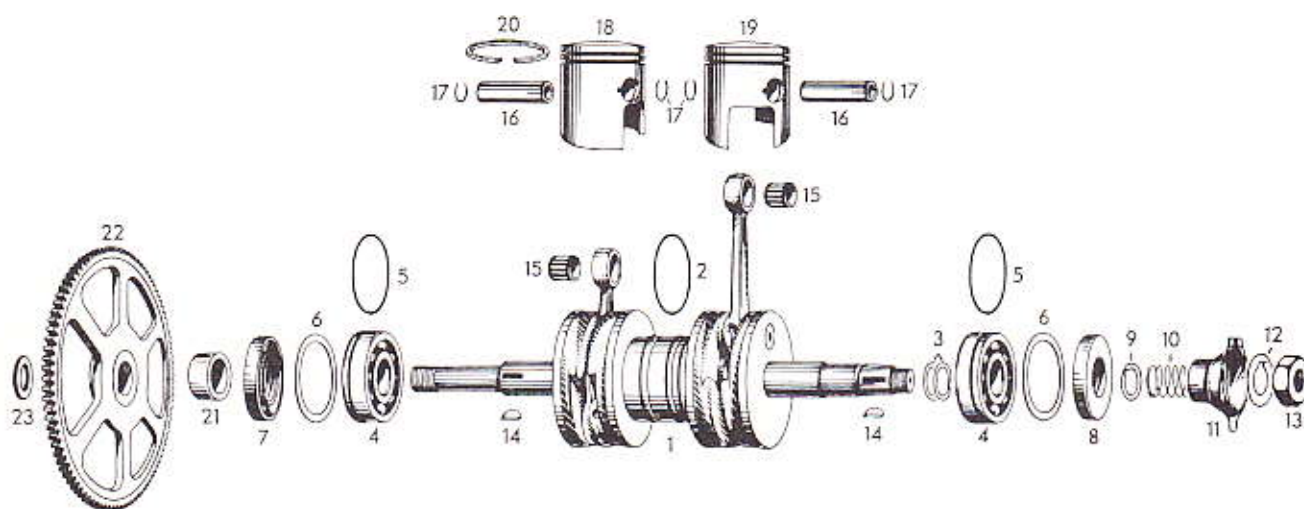
371 - ELECTRIC



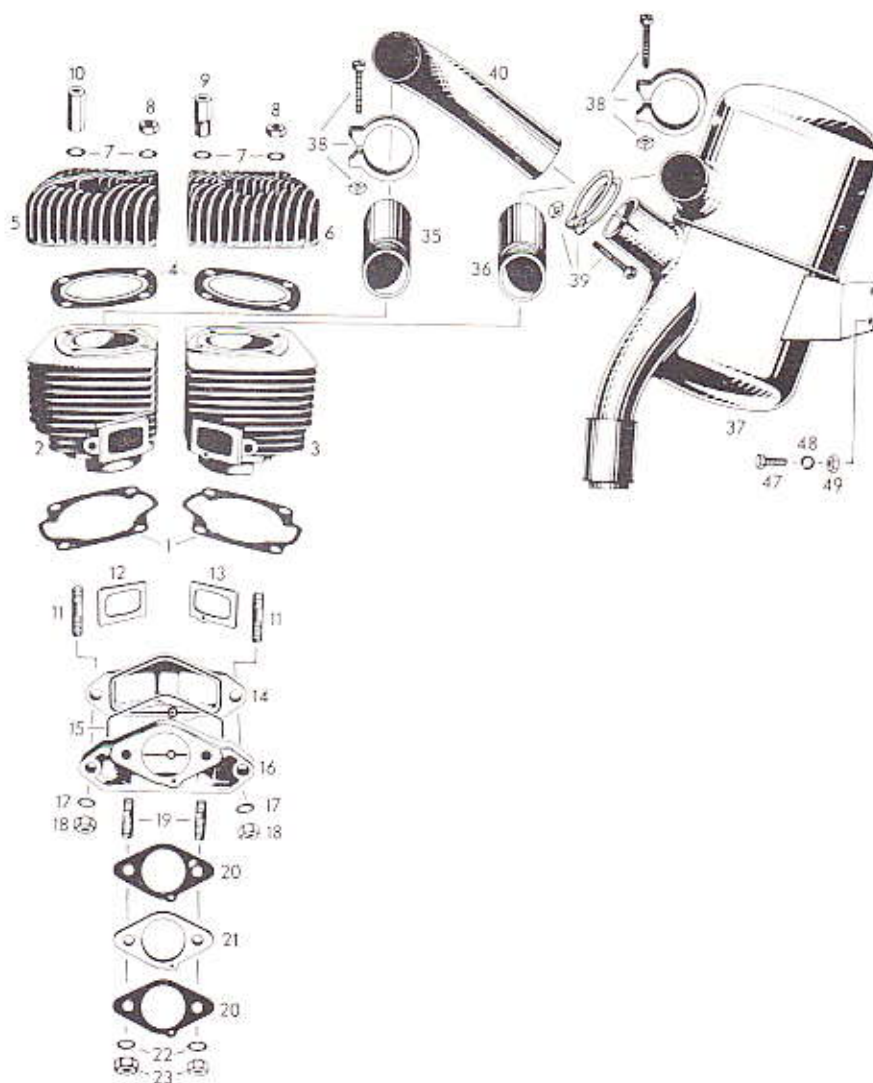
ITEM NO.	PART NO.	DESCRIPTION	QUANTITY		ITEM NO.	PART NO.	DESCRIPTION	QUANTITY	
			371	371E				371	371E
1, 2, 3, 4, 5,	402 0165	Crankcase	1	1	15	402 4133	Washer 5.3	2	2
3	402 0007	Stud M8 x 56	2	2	16	402 0105	Hex. stop nut M5	2	2
4	402 0123	Stud M8 x 37	8	8	17	402 2160	Stud M8, cylinder	8	8
5	402 0161	Dowel pin 50 x 10	2	2	20	402 7059	Dowel tube, electric starter	1	1
6	402 0016	Lock washer 8	10	10	21	402 2002	Stud M8 x 25	—	2
7	402 0018	Hex. nut M8	10	10	22	402 7060	Electric starter ass'y	—	1
8	402 0153	Stud M10 x 18	4	4	23	402 0016	Lock washer 8	—	2
9	402 0025	Lock washer 10	4	4	24	402 0017	Hex Nut M8	—	2
10	402 0026	Hex. nut M10	4	4	25	402 7070	Starter bracket	—	1
11	402 0115	Stud M8 x 16, fan housing	4	4	26	402 0016	Lock washer M8	—	1
12	402 1158	Locking washer 8	4	4	27	402 0018	Hex. nut M8	—	1
13	402 0134	Hex. nut M8	4	4	28	402 4022	Washer 5.3/11 x 1	—	2
14	402 4117	Stud M5 x 11.5	2	2	29	402 0105	Lock nut M5	—	2



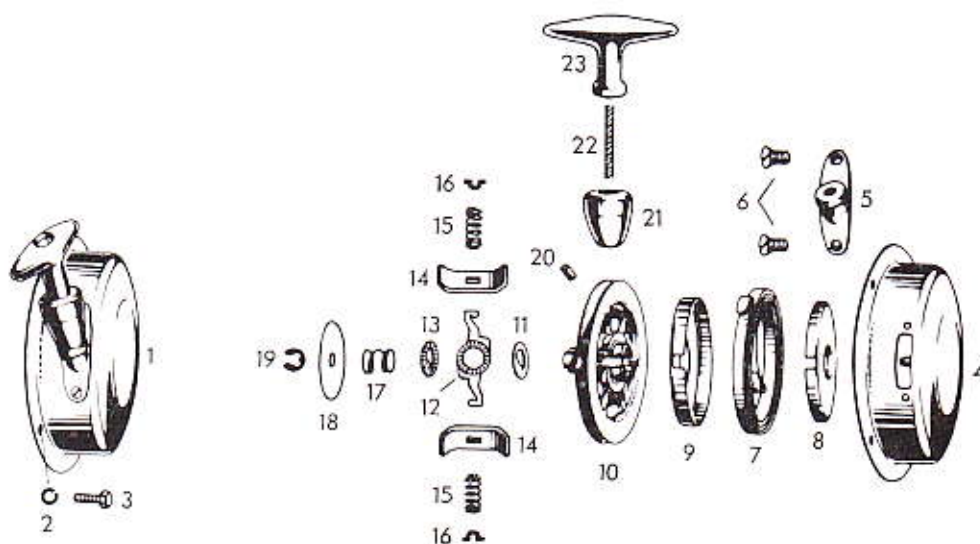
ITEM NO.	PART NO.	DESCRIPTION	QUANTITY		ITEM NO.	PART NO.	DESCRIPTION	QUANTITY	
			371	371E				371	371E
1	402 0155	Fan housing	1	1	15	402 0133	Spring washer B6	3	3
2	402 0118	Locking ring	1	1	16	402 0151	Flat head screw M6 x 30	2	2
3	402 0154	Fan with shaft assy.	1	1	17	402 2125	Cyl. screw M6 x 80	1	1
4	402 0136	Ball bearing	2	2	18	402 0125	Spring washer B8	2	2
5	402 1018	Washer	2	2	19	402 0152	Flat head screw 5/16 x 15	2	2
6	402 1009	Woodruff key 3 x 5	1	1	20	402 0150	Stud M6 x 177	1	1
7	402 0129	Shim	1	1	21	402 4129	Washer 6,2	2	2
8	402 0163	Pulley half	2	2	22	402 2169	Locking nut M6	1	1
9	402 0129	Shim	4	4	23	402 2104	Lock nut M6	1	1
10	402 1084	Lock washer 14	1	1	24	402 2053	Hex Nut M6	1	1
11	402 1086	Hex. nut M14 x 1.5	1	1	25	402-0147	Adjustment screw, gas cable	1	1
12	402 0164	V-belt	1	1	26	402 0138	Support spring, gas cable	1	1
13	402 0157	Cylinder cowl, right	1	1	27	402 0092	Direction plate	1	1
14	402 0156	Cylinder cowl, left	1	1					



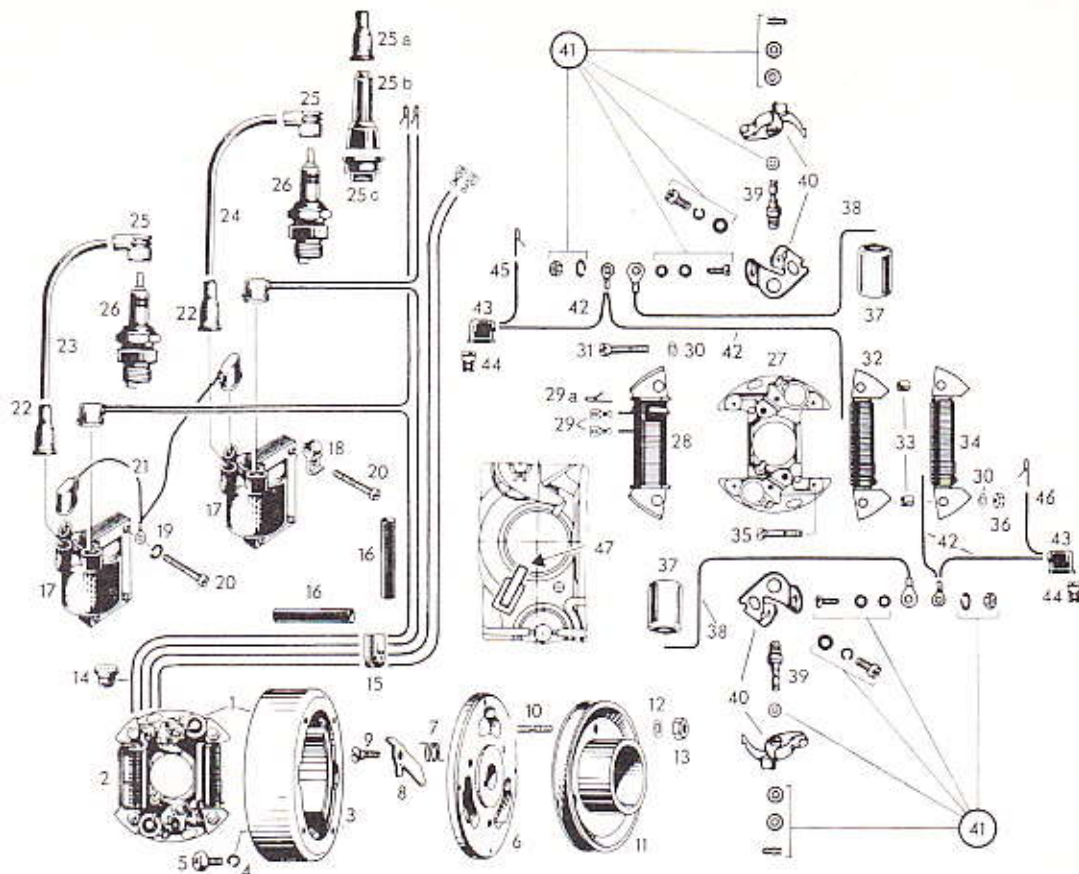
ITEM NO.	PART NO.	DESCRIPTION	QUANTITY		ITEM NO.	PART NO.	DESCRIPTION	QUANTITY	
			371	371E				371	371E
1, 2	402 1150	Crankshaft ass'y	1	1	16	402 1063	Gudgeon pin	2	2
2	402 1137	O-ring	3	3	17	402 1067	Circlip, gudgeon pin	4	4
3	402 1023	Shim 0.2 mm	-	-	18	402 1146	Piston ass'y with rings		
3	402 1024	Shim 0.3 mm	-	-		620 std., p.t.o. side	1	1	
3	402 1025	Shim 0.5 mm	-	-	18	402 1147	Dto., 62.50 p.t.o. side		
3	402 1026	Shim 1.0 mm	-	-		1st oversize	1	1	
3	402 1126	Shim 0.1 mm	-	-	19	402 1148	Piston ass'y, with rings		
4	402 1142	Ball bearing	2	2		620, std., magneto side	1	1	
5	402 1137	O-ring			19	402 1149	Dto., 62.50 magneto side		
6	402 1135	Retaining washer	2	2		1st oversize	1	1	
7	402 1138	Oil seal	1	1	20	402 1140	Rectangular ring 620, 2 mm		
8	402 1136	Oil seal	1	1		high, std.	4	4	
9	402 1035	Washer, cam spring	1	1	21	402 1141	Dto., 62.50, 1st oversize	4	4
10	402 1036	Spring, breaker cam	1	1		402 1143	Distance sleeve 14.5 mm	1	1
11	402 1156	Breaker cam	1	1		402 1120	Distance sleeve 21 mm,		
12	402 1040	Lock washer	1	1	22		engine without electric		
13	402 1043	Hex. nut M18 x 1.5	1	1	23		starter only	-	1
14	402 1010	Woodruff key 5 x 6.5	2	2		402 5049	Starter gear 77 L.	-	1
15	402 1033	Needle cage	2	2		402 1123	Washer, crankshaft p.t.o.		
							side	1	1



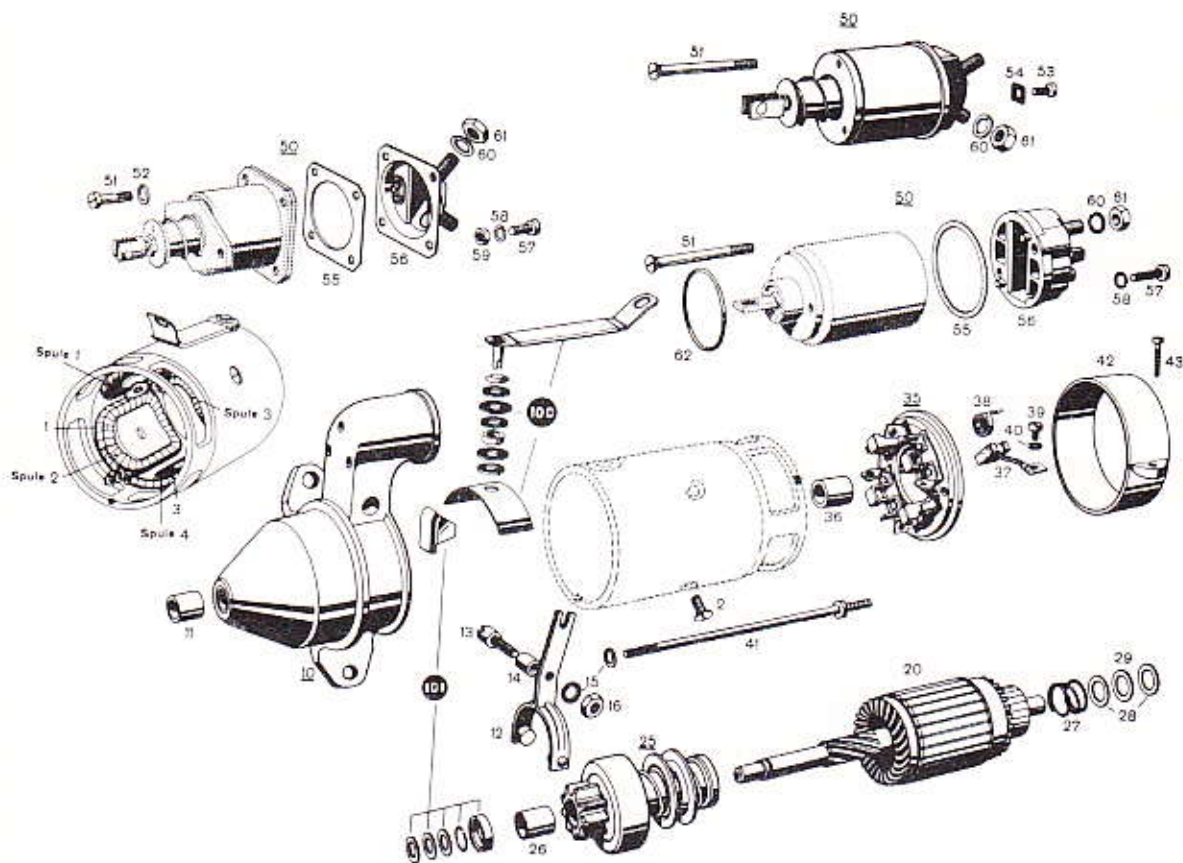
ITEM NO.	PART NO.	DESCRIPTION	QUANTITY		ITEM NO.	PART NO.	DESCRIPTION	QUANTITY	
			371	371E				371	371E
1	402 2132	Gasket, cylinder flange	2	2	18	402 2106	Lock nut M8	2	2
2	402 2153	Cylinder, p.t.o. side	1	1	19	402 0123	Stud M8 x 37, carburetor	2	2
3	402 2154	Cylinder, magneto side	1	1	20	404 0039	Tillotson carburetor flange gasket	2	2
4	402 2133	Gasket, cylinder head	2	2	21	402 2170	Isolating flange, 18.5 mm thick	1	1
5	402 2155	Cylinder head, p.t.o. side	1	1	22	402 2072	Isolating washer	2	2
6	402 2156	Cylinder head, magneto side	1	1	23	402 0018	Hex. nut M8	2	2
7	402 0031	Washer, cylinder head	8	8	35	402 2163	Exhaust socket 90 mm, p.t.o. side	1	1
8	402 0017	Hex. nut M8	3	3	36	402 2164	Exhaust socket 107 mm, magneto side	1	1
9	402 2143	Distance nut M8/5/16"	4	4	37, 38, 39, 40	402 2117	Muffler system assy.	1	1
10	402 2144	Distance nut M8/1/8-27NPT	1	1	38	402 2166	Clamp assy. 406	2	2
11	402 2141	Stud M8 x 34	2	2	39	402 2167	Clamp assy. 426	1	1
12	402 2134	Intake gasket, p.t.o. side cylinder	1	1	40	402 2165	Inlet elbow	1	1
13	402 2135	Intake gasket, magneto side cylinder	1	1	47	402 5010	Hex. screw M6 x 20	2	2
14	402 2148	Intake manifold	1	1	48	402 0015	Lock washer M6	2	2
15	402 2136	Ring gasket	1	1	49	402 2053	Hex. nut M6	2	2
16	402 2149	Intake cover	1	1					
17	402 0031	Washer	2	2					



ITEM NO.	PART NO.	DESCRIPTION	QUANTITY		ITEM NO.	PART NO.	DESCRIPTION	QUANTITY	
			371	371E				371	371E
1	402 5046	Rewind starter assy.	1	1	12	402 5028	Pivot arm	1	1
2	402 0015	Lock washer 6	4	4	13	402 5027	Friction washer	1	1
3	402 5011	Hex. screw M6 x 15	4	4	14	402 5029	Pawl	2	2
4	402 7058	Starter housing	1	1	15	402 5030	Pawl spring	2	2
5	402 5036	Starter stop	1	1	16	402 5031	Pawl spring stop	2	2
6	402 5037	Countersunk screw M5 x 8	2	2	17	402 5032	Friction spring	1	1
7, 8, 9	402 5023	Spring cartridge assy.	1	1	18	402 5033	Cover washer	1	1
7	402 5022	Rewind spring	1	1	19	402 5034	Circlip	1	1
8	402 5038	Spring guide	1	1	20	402 5016	Bolt 5 x 6, starter rope	1	1
9	402 5044	Cover, spring guide	1	1	21	402 5039	Rubber buffer	1	1
10	402 5047	Rope sheave	1	1	22	402 5052	Starter rope 1350 mm	1	1
11	402 5026	D-washer	1	1	23	402 5019	Starter grip	1	1



ITEM NO.	PART NO.	DESCRIPTION	QUANTITY		ITEM NO.	PART NO.	DESCRIPTION	QUANTITY	
			371	371E				371	371E
1+16	402 4168	Magneto generator assy., 12V, 75W.	1	1	25	402 4076	Spark plug protector	2	2
2	402 4170	Armature plate assy.	1	1	26	402 4145	Spark plug BOSCH W240 T1	2	2
3	402 4167	Magneto ring	1	1	27	402 4152	Armature plate alone	1	1
4	402 0015	Lock washer M6	4	4	28	402 4155	Lighting coil with cables 550 mm	1	1
5	402 4148	Cyl. screw with interior hex. M6 x 10,5	4	4	29	402 4176	Faston connector	2	2
6	402 4149	Magneto housing	1	1	30	402 4024	Lock washer M5	4	4
7	402 4096	Spring, centrifugal weight	1	1	31	402 4048	Cyl. screw M5 x 28	2	2
8	402 0146	Centrifugal weight	1	1	32	402 4151	Generator coil, bottom, right hand winding	1	1
9	402 4118	Bearing screw, centrifugal weight	1	1	33	402 4161	Distance sleeve	2	2
10	402 5050	Stud M8 x 15	3	3	34	402 4150	Generator coil, top, left hand winding	1	1
11	402 0162	V-belt pulley	1	1	35	402 4146	Countersunk screw M5 x 38	2	2
12	402 1158	Locking washer 8	3	3	36	402 7049	Hex. nut M5	2	2
13	402 0134	Hex. nut M8	3	3	37	402 4068	Condenser	2	2
14	402 4122	Cable grommet	1	1	38	402 4164	Cable, condenser	2	2
15	402 4158	Cable grommet	1	1	39	402 4049	Pivot pin, contact breaker	2	2
16	402 0168	Rubber sleeve 55 mm	2	2	40	402 4050	Contact points set	2	2
17	402 7008	Ignition coil	2	2	41	402 7016	Parts set, armature plate	2	2
18	402 4160	Plastic clamp, cables	1	1	42	402 4162	Generator cable assy. blue-black, 610-80 mm	2	2
19	402 4024	Lock washer 5'	5	5	43	402 4159	Rubber cap	2	2
20	402 7004	Cyl. screw M5 x 22, ignition coil	6	6	44	402 4177	Faston connector	2	2
21	402 4153	Mass cable assy., yellow	1	1	45	402 4166	Shorting cable, black, 215 mm with pin	1	1
22	402 7003	Protection cap, ignition coil	2	2	46	402 4165	Shorting cable, yellow, 290 mm, with pin	1	1
23	402 4154	Ignition cable 145 mm	1	1	47	402 4141	Lubricating wick	1	1
24	402 4154	Ignition cable 145 mm	1	1					



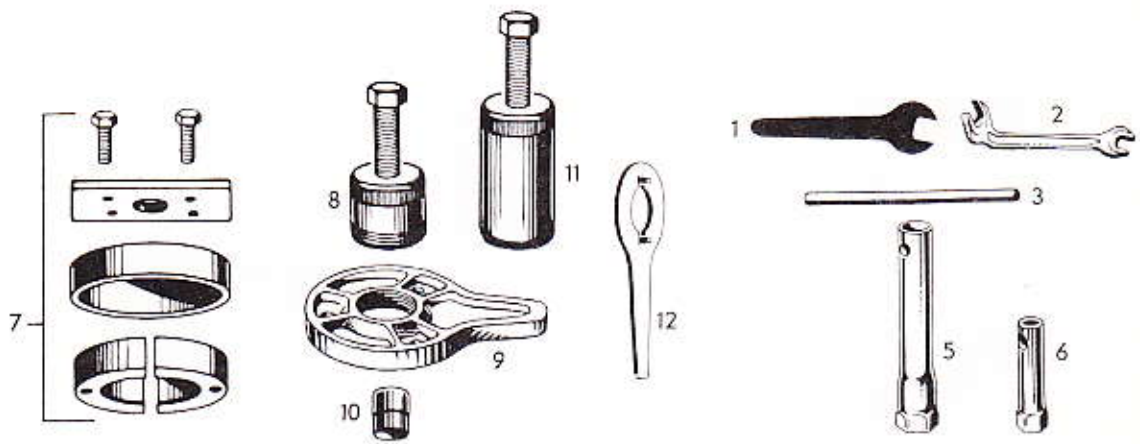
ITEM NO.	PART NO.	DESCRIPTION	QUANTITY 371E	ITEM NO.	PART NO.	DESCRIPTION	QUANTITY 371E
1	402 7064	Field winding, coils 3 & 4	1	36	402 7023	Bearing bushing	1
1	402 7065	Field winding, coils 1 & 2	1	37	402 7035	Carbon brush set (4 pieces)	1
2	402 7020	Countersunk screw M6 x 10	4	38	402 7031	Carbon brush spring	4
3	402 7069	Connecting rail	1	39a	402 7036	Cyl. screw M4 x 8	1
10, 11	402 7066	Drive end bracket	1	39b	402 7037	Cyl. screw M4 x 6	3
11	402 7023	Bearing bushing	1	40	402 4023	Lock washer M4	4
12	402 7025	Engaging lever	1	41	402 7048	Screw M5	2
13	402 7026	Screw M5	1	42	402 7040	Closing band	1
14	402 7027	Bushing	1	43	402 2158	Cyl. screw M4 x 16	1
15	402 4024	Lock washer M5	3	50	402 7041	Relay assy. (with parts ill. no. 53-59)	1
16	402 7049	Hex. nut M5	1	51	402 7042	Countersunk screw M5 x 50	3
20	402 7067	Armature	1	53	402 7036	Cyl. screw M4 x 8	1
25, 26	402 7068	Drive assy.	1	54	402 7043	Plate, terminal 50	1
26	402 7024	Bearing bushing	1	60	402 0016	Lock washer M8	1
27	402 7030	Helical spring, armature brake	1	61	402 7044	Hex. nut M8	1
28	402 7032	Washer 10,3/20/0,5	2	100	402 7045	Parts set for terminal	1
29	402 7033	Isolating washer 10,3/16/1	1	101	402 7046	Parts set for armature	1
35	402 7034	Commutator end bracket assy. (with parts ill. no. 36-40)	1				

BOMBARDIER LTD./LTÉE


PRINTED IN CANADA

SECTION XII - PAGE 8

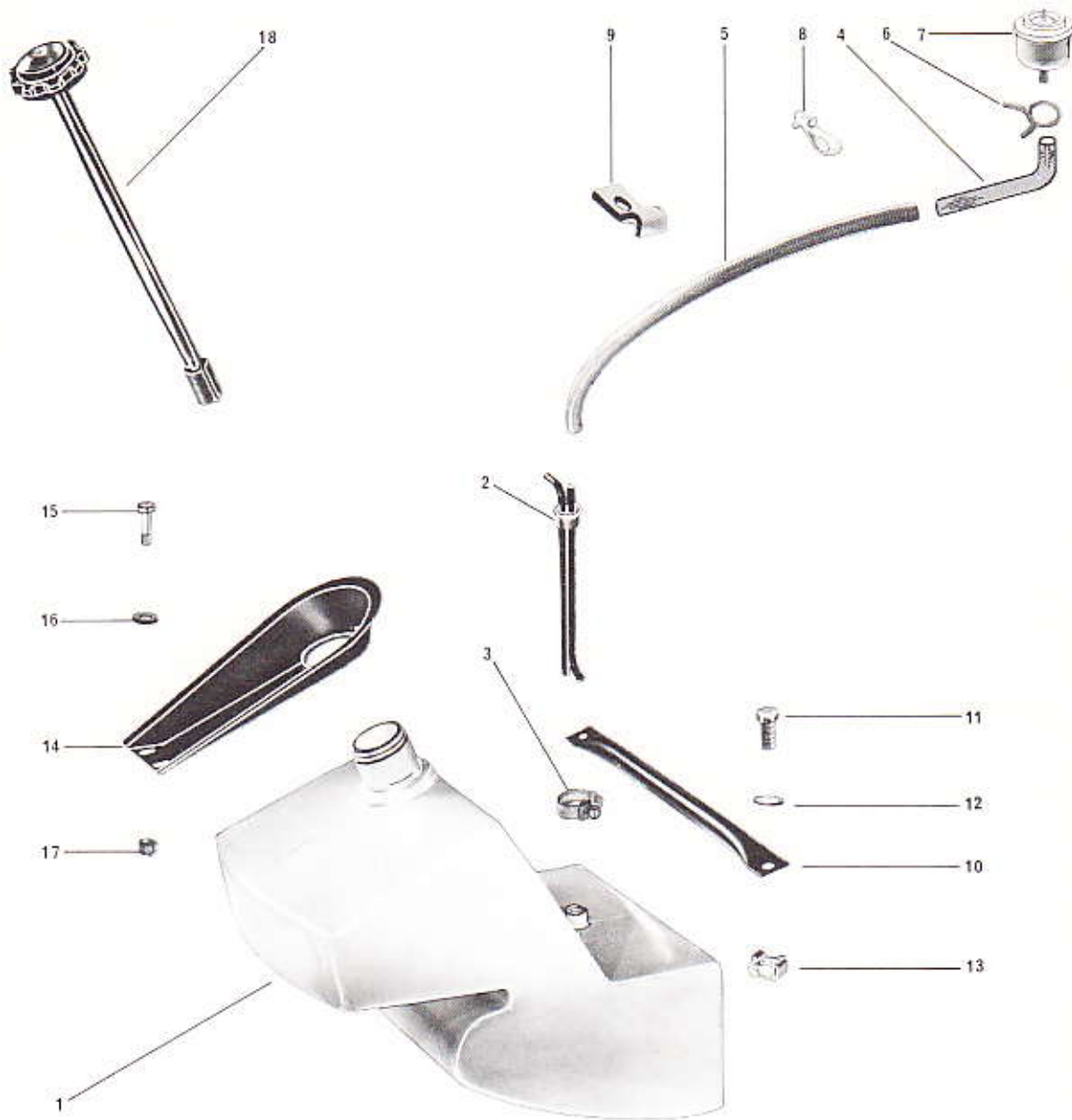
SEPTEMBER - 1968 IBM 480 1008



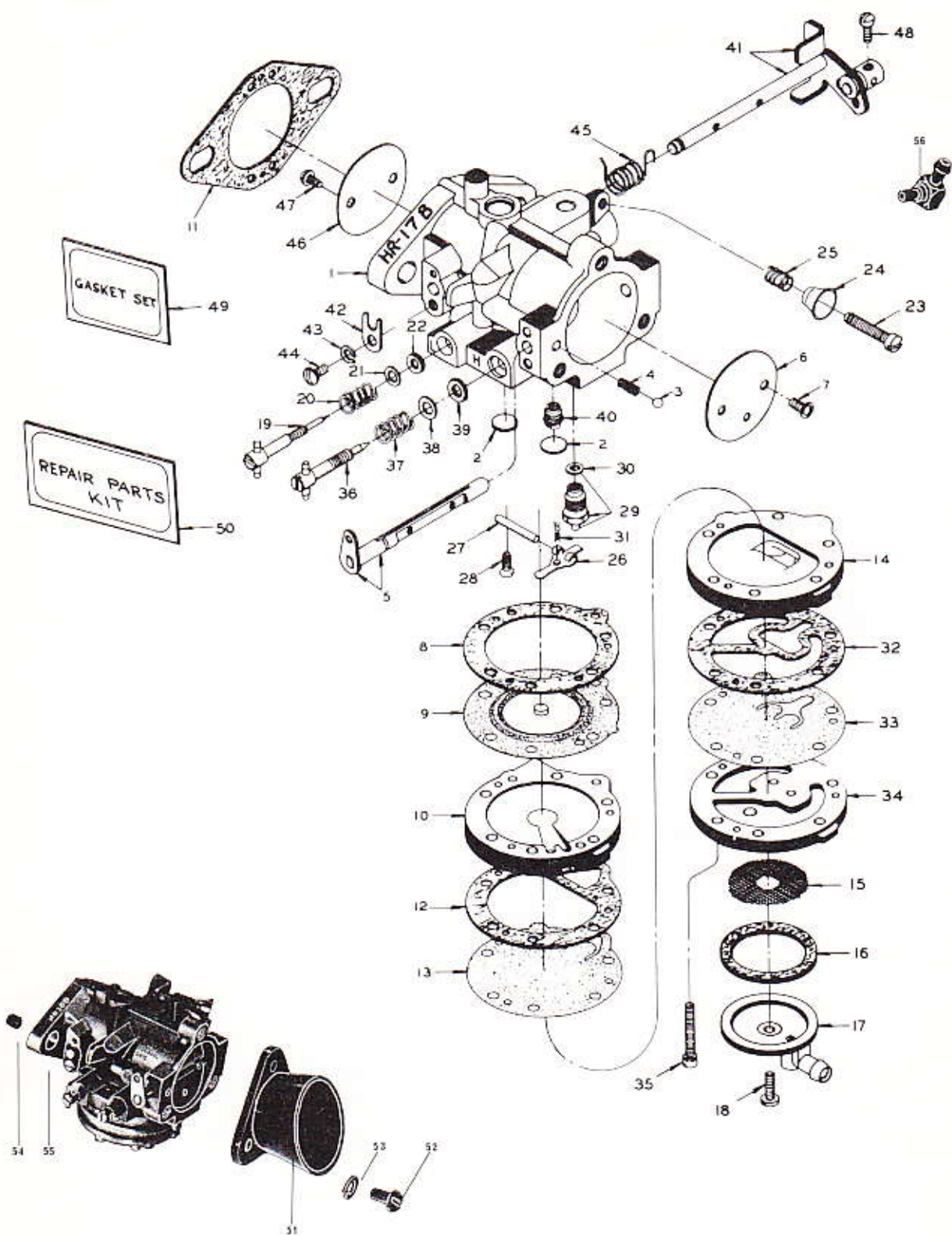
ITEM NO.	PART NO.	DESCRIPTION	QUANTITY		ITEM NO.	PART NO.	DESCRIPTION	QUANTITY	
			371	371E				371	371E
1, 2, 3, 5, 6,	402 8054	Tool set assy.	1	1	7	402 8001	Remover, bearing (402 1142)	1	1
1	402 8046	One-end wrench 11 mm	1	1	8	402 8044	Puller assy., flywheel	1	1
2	402 8049	Angular wrench 10/13 mm	1	1	9	402 8045	Wrench to hold magneto housing	1	1
3	402 8039	Bolt 8 x 130, socket wrench	1	1	10	402 8005	Protection cap	1	1
5	402 8048	Socket wrench assy., spark plug	1	1	11	402 8055	Puller assy., starter gear	1	1
6	402 8024	Socket wrench 13 mm	1	1	12	402 8053	Wrench to hold pulley halves	1	1




ITEM NO.	PART NO.	DESCRIPTION	QUANTITY		ITEM NO.	PART NO.	DESCRIPTION	QUANTITY	
			371	371E				371	371E
1	360 8010	Carriage Bolt	4	4	8	512 0045	Engine Leaf Spring	2	2
2	512 0011	Threaded Bushing	4	4	9	512 0032	Engine Bracket	1	1
3	570 1202	Insulator Rubber	4	4	10	386 6022	Nut	4	4
4	512 0031	Engine Support	2	2	11	570 1403	Exhaust Grommet	1	1
5	399 9006	Flat Washer	4	4	12	571 1201	Duct Inner Half	1	1
6	386 6024	Nut	4	4	13	571 1202	Duct Outer Half	1	1
7	309 8025	Cap Screw (with Knurling)	4	4	14	390 4017	Pop Rivet	3	3
					15	408 8001	Gear Clamp	1	1



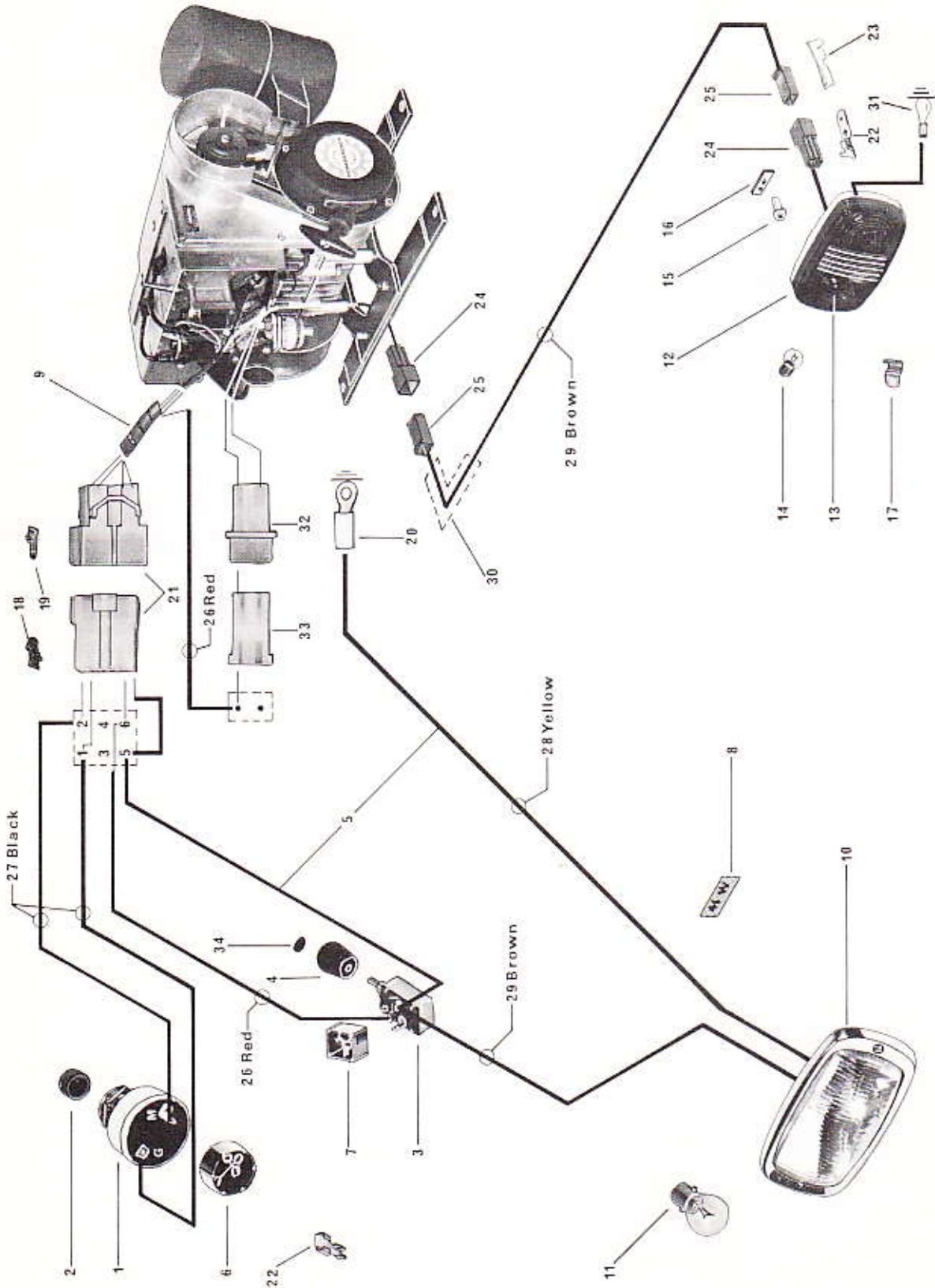
ITEM NO.	PART NO.	DESCRIPTION	QUANTITY		ITEM NO.	PART NO.	DESCRIPTION	QUANTITY	
			371	371E				371	371E
1	414 0135	Fuel Tank	1	1	10	517 0118	Tank Retainer Tube	1	1
2	513 0046	Fuel Line Adapter	1	1	11	300 1001	Cap Screw	2	2
3	408 8004	Gear Clamp	1	1	12	399 8007	Lock Washer	2	2
4	414 0130	Fuel Line (Mult. 12'')	-	-	13	389 8029	Nut	2	2
5	414 0178	Isolating Line (Mult. 12'')	-	-	14	517 0124	Filler Neck Bib	1	1
6	414 0128	Hose Clamp	4	4	15	320 1102	Machine Screw	2	2
7	414 0112	Fuel Filter	1	1	16	391 0021	Flat Washer	2	2
8	114 0043	Hose Tie	1	1	17	386 6019	Nut	2	2
9	513 0053	Clip	1	1	18	414 0209	Fuel Tank Cap (with Gauge)	1	1



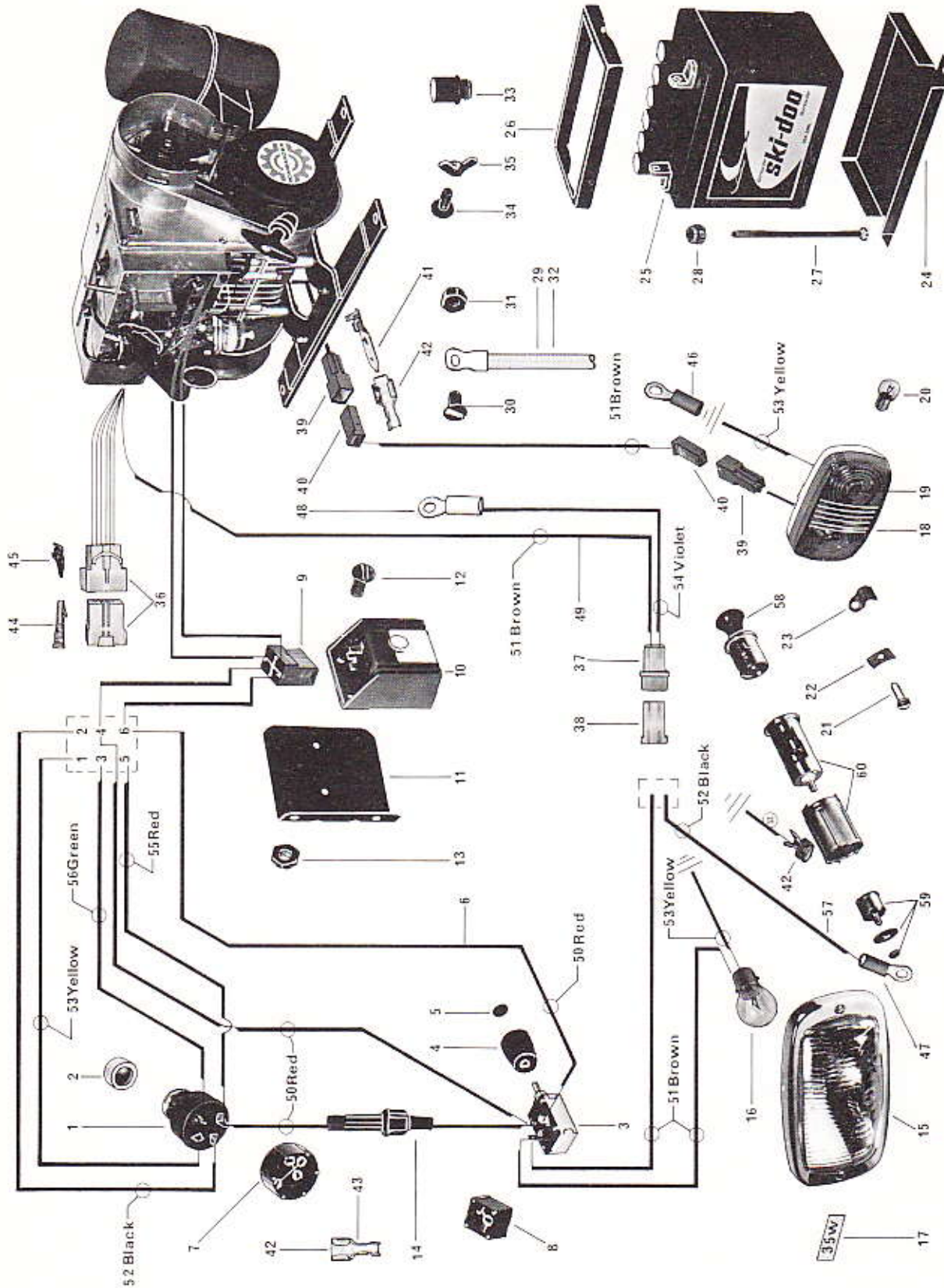


ITEM NO.	PART NO.	DESCRIPTION	QUANTITY		ITEM NO.	PART NO.	DESCRIPTION	QUANTITY	
			371	371E				371	371E
1	404 0205	Body (Service)	1	1	32	404 0196	Inlet Valve Gasket	1	1
2	404 0010	*Body Channel Welch Plug	2	2	33	404 0195	*Inlet Valve Diaphragm	1	1
3	404 0013	Choke Friction Ball	1	1	34	404 0193	Inlet Valve Body	1	1
4	404 0014	Choke Friction Spring	1	1	35	404 0194	Inlet Valve Body Ret. Screw	6	6
5	404 0186	Choke Shaft & Lever	1	1	36	404 0202	*High Speed Mixture Screw	1	1
6	404 0187	Choke Shutter	1	1	37	404 0068	*High Speed Mixture Screw Spring	1	1
7	404 0028	Choke Shutter Screw & Lockwasher	2	2	38	404 0058	High Speed Mixture Screw Washer	1	1
8	404 0030	Diaphragm Gasket	1	1	39	404 0063	High Speed Mixture Screw Packing	1	1
9	404 0032	*Diaphragm	1	1	40	404 0088	*Nozzle Check Valve	1	1
10	404 0188	Diaphragm Cover	1	1	41	404 0197	Throttle Shaft & Lever	1	1
11	404 0039	Flange Gasket	3	3	42	404 0102	Throttle Shaft Clip	1	1
12	404 0191	Fuel Pump Gasket	1	1	43	404 0105	Throttle Shaft Clip Lw.	1	1
13	404 0190	*Fuel Pump Diaphragm	1	1	44	404 0106	Throttle Shaft Clip Ret. Sc.	1	1
14	404 0189	Fuel Pump Body	1	1	45	404 0111	*Throttle Shaft Return Spring	1	1
15	404 0181	*Fuel Strainer Screen	1	1	46	404 0198	Throttle Shutter	1	1
16	404 0050	Fuel Strainer Cover Gasket	1	1	47	404 0028	*Throttle Shutter Screw & Lockwasher	2	2
17	404 0182	Fuel Strainer Cover	1	1	48	404 0134	*Throttle Wire Ret. Screw	1	1
18	404 0052	*Fuel Strainer Cover Ret. Screw	1	1	49	404 0199	*Gasket & Packing Set	1	1
19	404 0192	*Idle Mixture Screw	1	1	50	404 0206	Repair Parts Kit	1	1
20	404 0056	*Idle Mixture Screw Spring	1	1	51	570 1203	Intake Funnel	1	1
21	404 0057	Idle Mixture Screw Washer	1	1	52	321 7100	Machine Screw	3	3
22	404 0059	Idle Mixture Screw Packing	1	1	53	392 0019	Lock Washer	3	3
23	404 0066	*Idle Speed Screw	1	1	54	404 0157	Insulator Sleeve	2	2
24	404 0158	Idle Speed Screw Cup	1	1	55	403 0012	Carburetor Ass'y.	1	1
25	404 0067	*Idle Speed Screw Spring	1	1	56	404 0209	Elbow	1	1
26	404 0069	*Inlet Control Lever	1	1	57	512 0044	Choke lever	1	1
27	404 0072	Inlet Control Lever Fulcrum Pin	1	1	58	414 0294	Control knob (female)	1	1
28	404 0073	*Inlet Control Lever Fulcrum Pin Ret. Screw	1	1	58	414 0295	Control knob (male)	1	1
29	404 0159	*Inlet Needle, Seat & Gasket	1	1	59	512 0049	Choke bracket	1	1
30	404 0079	Inlet Seat Gasket	1	1	60	300 4000	Cap screw	2	2
31	404 0081	*Inlet Tension Spring	1	1	61	392 0019	Lockwasher	2	2
					62	512 0035	Choke pivot bracket	1	1

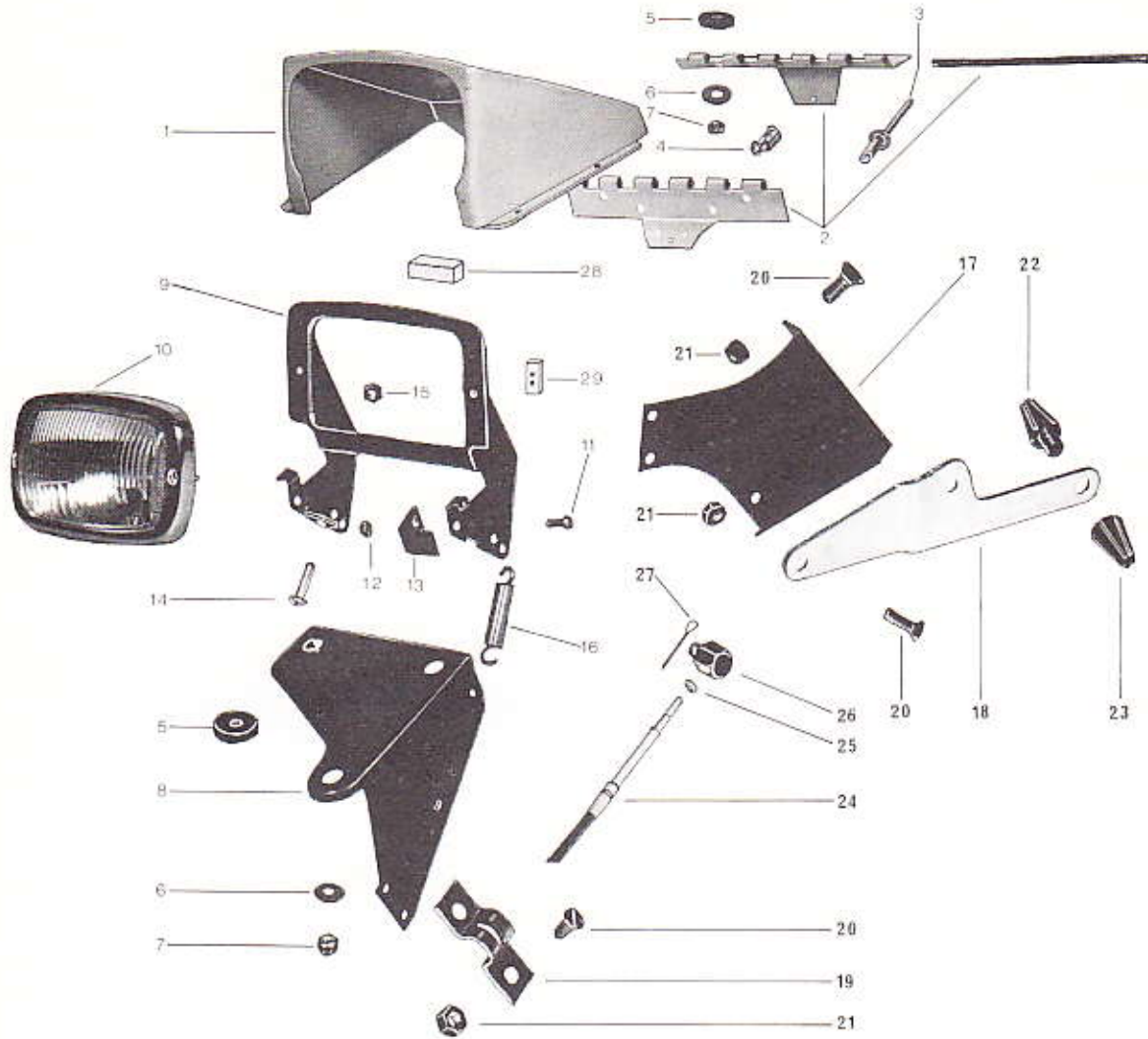
(* Indicates contents of Repair Parts Kit



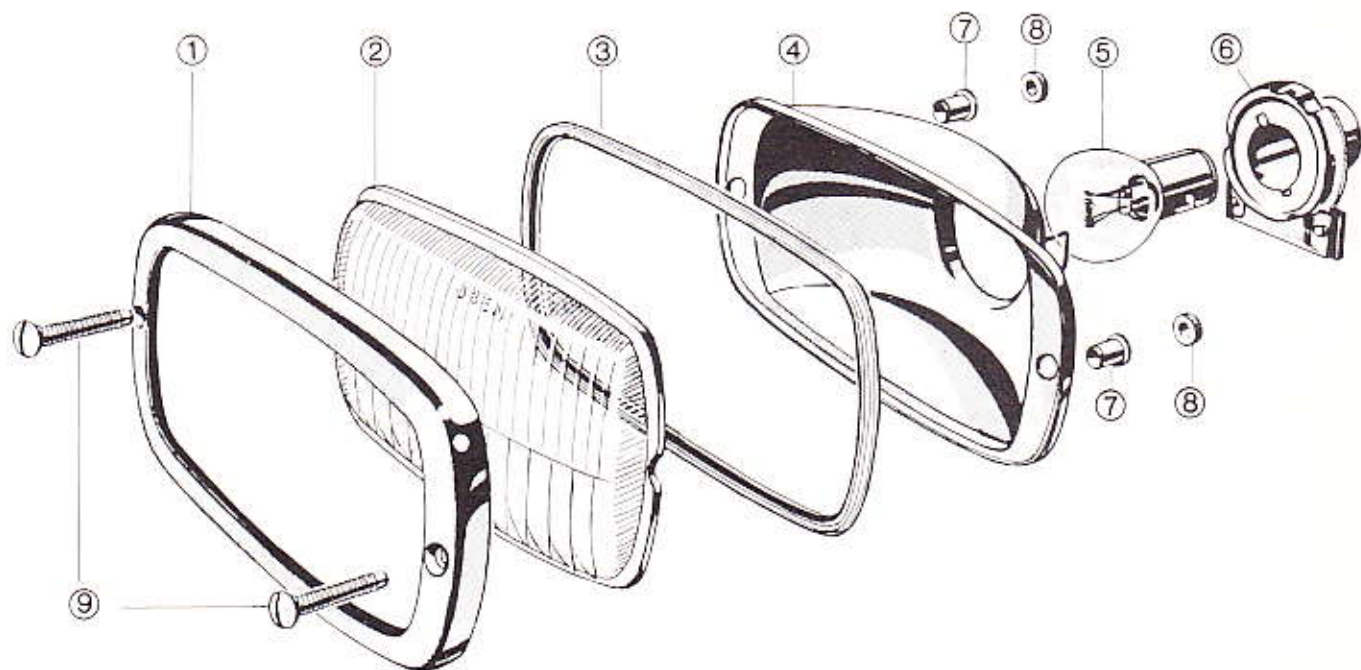
ITEM NO.	PART NO.	DESCRIPTION	QUANTITY 371	ITEM NO.	PART NO.	DESCRIPTION	QUANTITY 371
1	410 1006	Ignition Switch	1	19	409 0005	Pin Contactor	4
2	670 1503	Ignition Switch Boot	1	20	409 0017	Open Barrel	1
3	410 1004	Headlight Switch	1	21	409 2017	Pin & Housing Assembly	1
4	414 0251	Headlight Switch Knob	1	22	409 2014	Receptacle	4
5	580 0124	Harness Assembly with Block	1	23	409 2010	Tab	2
6	410 9033	Ignition Switch Block	1	24	409 2013	Tab Housing	2
7	410 9035	Headlight Switch Block	1	25	409 2012	Receptacle Housing	2
8	414 0281	Label 45 W	1	26	409 6011	Wire Red (Mult 12'')	-
9	515 0163	Spirap Tubing (Mult 12'')	-	27	409 6012	Wire Black (Mult 12'')	-
10	410 6010	Projector	1	28	409 6013	Wire Yellow (Mult 12'')	-
11	410 5008	Bulb 45W	1	29	409 6014	Wire Brown (Mult 12'')	-
12	410 6007	Tail Lamp Assembly	1	30	409 9001	Housing 3/16 (Mult 12'')	-
13	410 9019	Tail Lamp Lens	1	31	409 0018	Open Barrel	1
14	410 5006	Tail Lamp Bulb	2	32	409 2015	Tab Housing	1
15	321 6043	Machine screw	2	33	409 2016	Receptacle Housing	1
16	389 8010	Speed Nut	2	34	414 0345	Knob Decal	1
17	517 0096	Clip	1	-	099 0004	Vinyl Tape	-
18	409 0004	Socket Contactor	4				



ITEM NO.	PART NO.	DESCRIPTION	QUANTITY 371 E	ITEM NO.	PART NO.	DESCRIPTION	QUANTITY 371 E
1	410 1007	Ignition switch	1	34	360 5050	Bolt (P)	1
2	670 1503	Ignition switch boot	1	35	386 4019	Wing nut (N)	1
3	410 1004	Headlight switch	1	35	386 4022	Wing nut (P)	1
4	414 0251	Headlight switch knob	1	36	409 2017	Pin & socket housing (6 cir.)	1
5	414 0345	Knob decal	1	37	409 2015	Tab housing (2 cir.)	1
6	580 0125	Harness ass'y	1	38	409 2016	Receptacle housing (2 cir.)	1
7	410 9033	Ignition switch block	1	39	409 2013	Tab housing (1 cir.)	2
8	410 9035	Headlight switch block	1	40	409 2012	Receptacle housing (1 cir.)	2
9	410 9034	Rectifier block	1	41	409 2010	Tab	3
10	410 9032	Rectifier (with fuse)	1	42	409 2014	Receptacle	11
11	512 0048	Rectifier bracket	1	43	409 2009	Receptacle (14 Ga.)	2
12	320 1062	Machine screw	2	44	409 0004	Socket contactor	6
13	386 6013	Nut	2	45	409 0005	Pin contactor	4
14	410 9038	Fuse holder	1	46	409 0018	Open barrel	1
15	410 6010	Projector	1	47	409 0019	Open barrel	4
16	410 5009	Bulb (35W)	1	48	409 0020	Open barrel	1
17	414 0280	Label 35W	1	49	515 0166	Wiring ass'y.	1
18	410 6007	Tail lamp ass'y	1	50	409 6018	Wire red 16 Ga. (Mult. 12'')	-
19	410 9019	Tail lamp lens	1	51	409 6020	Wire brown 16 Ga. (Mult. 12'')	-
20	410 5006	Tail lamp bulb	2	52	409 6021	Wire black 16 Ga. (Mult. 12'')	-
21	321 6043	Machine screw	2	53	409 6022	Wire yellow 16 Ga. (Mult. 12'')	-
22	389 8010	Nut	2	54	409 6024	Wire violet 16 Ga. (Mult. 12'')	-
23	517 0096	Clip	1	55	409 6025	Wire red 14 Ga. (Mult. 12'')	-
24	515 0135	Battery seat	1	56	109 5022	Wire green 14 Ga. (Mult. 12'')	-
25	410 3002	Battery	1	57	414 0320	Wire	-
26	515 0156	Battery cover	1	58	414 0321	Lighter	-
27	300 4026	Retaining screw	2	59	414 0318	Circuit breaker	1
28	387 0019	Nut	2	60	414 0319	Socket & retainer	1
29	409 6006	Ground wire	1	-	410 3003	Acid container	-
30	320 1100	Machine screw	1	-	409 9001	Housing 3/160 (Mult. 12'')	-
31	386 6019	Nut	1	-	410 9041	Fuse 5 amp. - 35 watts	2
32	409 6023	Current wire	1	-	410 9023	Fuse 9 amp. - 35 watts	1
33	410 3004	Battery cap	6	-	099 0004	Vinyl tape	-
34	360 5020	Bolt (N)	1	-	570 1502	Grommet	1



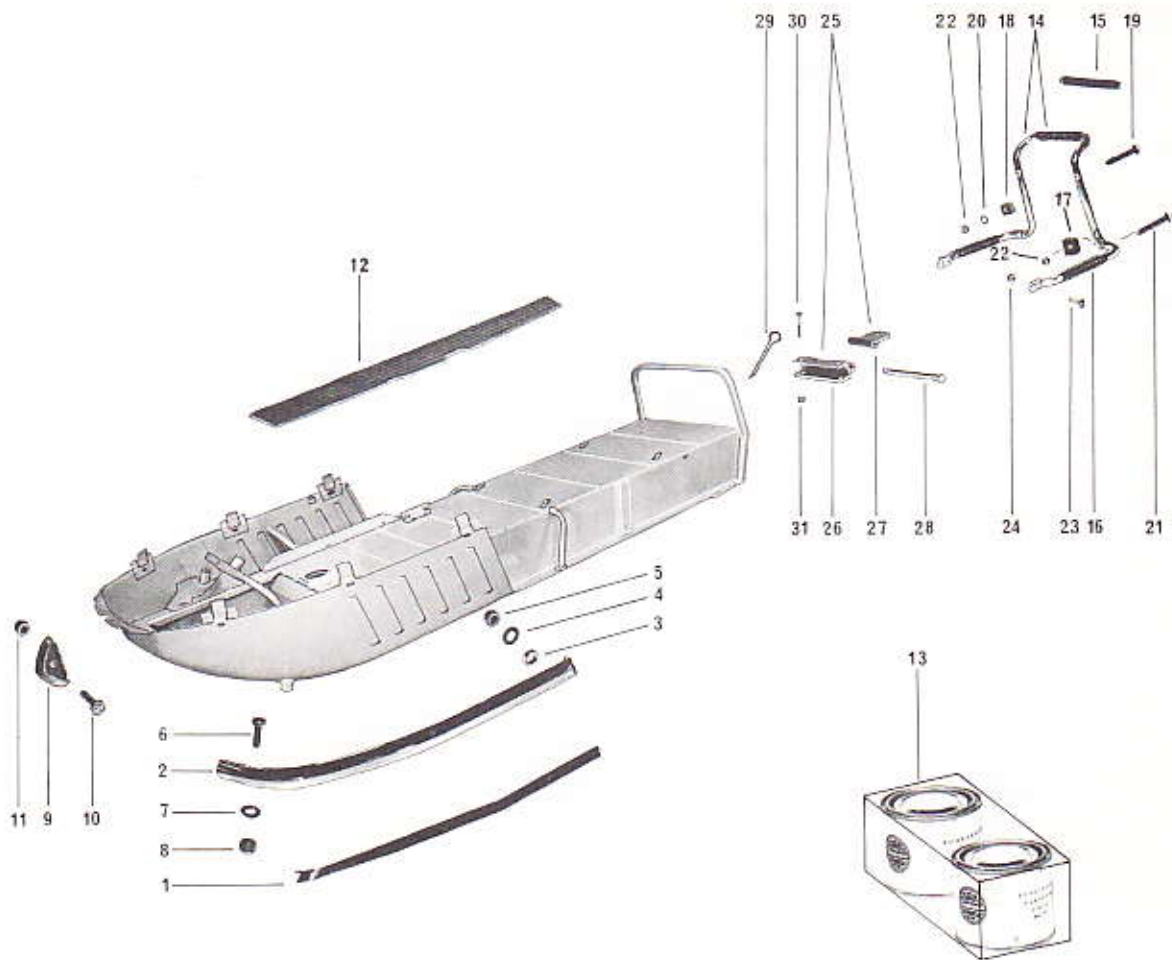
ITEM NO.	PART NO.	DESCRIPTION	QUANTITY		ITEM NO.	PART NO.	DESCRIPTION	QUANTITY	
			371	371E				371	371E
1	571 1733	Headlamp housing	1	1	15	380 0019	Nut	1	1
2	582 1016	Hinge	1	1	16	414 0246	Headlamp spring	1	1
3	390 4013	Rivet	4	4	17	515 0138	Control bracket	1	1
4	414 0229	Housing spring	1	1	18	515 0139	Control lever	1	1
5	570 1730	Rubber	9	9	19	515 0140	Cable clamp	2	2
6	399 9008	Flat washer	5	5	20	320 1061	Machine screw	7	7
7	387 5019	Nut	5	5	21	386 7002	Nut	7	7
8	515 0137	Headlamp support	1	1	22	414 0295	Control knob (male)	1	1
9	515 0142	Headlamp ring	1	1	23	414 0294	Control knob (female)	1	1
10	410 6010	Projector	1	1	24	414 0216	Control cable	1	1
11	320 1061	Machine screw	4	4	25	380 5013	Nut	1	1
11	320 1062	Machine screw	4	4	26	515 0141	Headlamp pivot	1	1
12	386 7002	Nut	4	4	27	371 0001	Cotter pin	2	2
13	515 0157	Stop bracket	1	1	28	107 7002	Spacer strip (Mult. 12")	-	-
14	321 7103	Adjustment screw	1	1	29	389 8010	Speed nut	2	2



ITEM NO.	PART NO.	DESCRIPTION	QUANTITY	ITEM NO.	PART NO.	DESCRIPTION	QUANTITY
1	410 6012	Chromed	1	5	410 5008	Bulb 45W	1
2	410 6014	Glass	1	6	410 6015	Socket	1
3	410 6013	Rubber Ring	1	7	C.S.A.	Blank	2
4	C.S.A.	Reflector	1	8	C.S.A.	Washer	2
5	410 5009	Bulb 35W	1	9	410 6011	Bolt	2

Symbol "C.S.A.": Part numbers coded "C.S.A." are for components superseded by complete. Individual Parts are no longer available.

Symbole "C.S.A.": Les numéros de pièces avec le code "C.S.A." sont pour les pièces utilisées pour fabriquer une assemblée qui n'est plus disponible. Ces pièces sont remplacées par l'assemblée complète.




ITEM NO.	PART NO.	DESCRIPTION	QUANTITY		ITEM NO.	PART NO.	DESCRIPTION	QUANTITY	
			371	371E				371	371E
1	414 0206	Bottom Plate Stripe	1	1	16	414 0016	Grip	2	2
2	517 0119	R.H. Bumper	1	1	17	570 1704	Rubber Spacer	4	4
2	517 0120	L.H. Bumper	1	1	18	570 1706	Skew Spacer	2	2
3	517 0152	Spacer	6	6	19	327 3070	Machine Screw	2	2
4	391 0021	Flat Washer (9/32)	6	6	20	391 0017	Flat Washer	2	2
5	386 9003	Nut	6	6	21	327 3072	Machine Screw	2	2
6	300 1001	Bolt	2	2	22	386 6013	Nut	4	4
7	391 0021	Flat Washer	2	2	23	330 5101	Machine Screw	2	2
8	386 6019	Nut	2	2	24	386 6019	Nut	2	2
9	570 1712	Front Rubber Bumper	1	1	25	581 2004	Hitch Plate Ass'y.	1	1
10	300 1003	Bolt	1	1	26	517 0086	Hitch Bracket	1	1
11	396 6019	Nut	1	1	27	517 0087	Hitch Plate	1	1
12	570 1717	R.H. Foot Pad	1	1	28	517 0097	Pin	1	1
12	570 1718	L.H. Foot Pad	1	1	29	371 8002	Cotter Pin	1	1
13	414 0066	Epoxy Glue	-	-	30	309 8014	Bolt	2	2
14	580 0107	Rear Bumper Ass'y.	1	1	31	386 6019	Nut	2	2
15	414 0191	Grip	1	1					

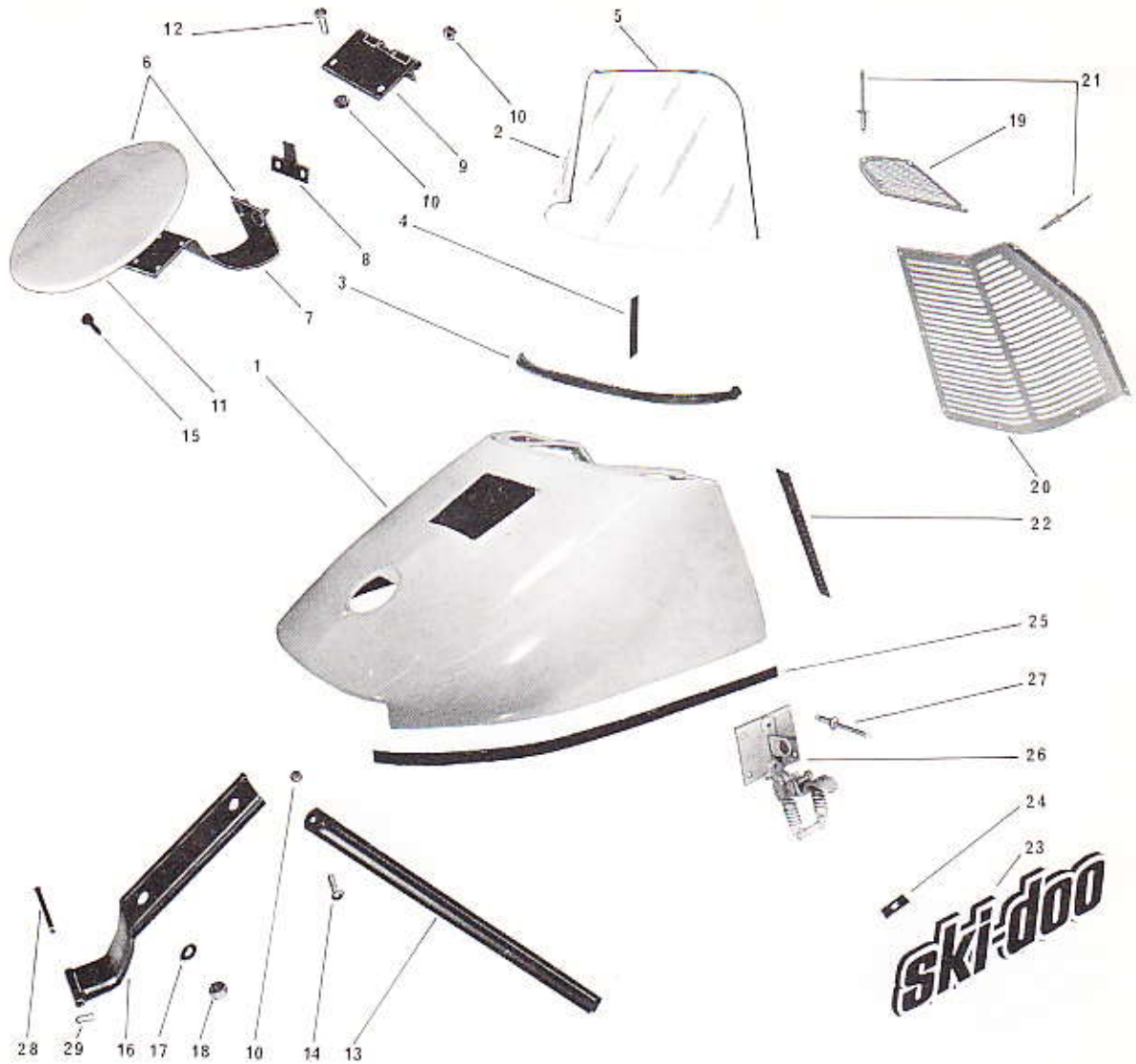
CONSOLE

BODY


CONSOLE



ITEM NO.	PART NO.	DESCRIPTION	QUANTITY		ITEM NO.	PART NO.	DESCRIPTION	QUANTITY	
			371	371E				371	371E
1	571 1734	Console	—	1	20	391 0017	Flat washer	1	1
1	571 1756	Console	1	—	21	414 0203	Nut	1	1
2	581 0102	Upper Access Cover Ass'y.	—	1	22	414 0214	L.H. Console panel	—	1
2	581 0114	Upper Access Cover Ass'y.	1	—	22	414 0289	L.H. Console panel	1	—
3	414 0213	Anchor Stud	2	2	22	414 0215	R.H. Console panel	1	1
4	414 0197	L.H. Dash Panel	1	1	23	517 0129	Console support	1	1
4	414 0198	R.H. Dash Panel	—	1	24	323 3063	Machine screw	2	2
4	414 0258	R.H. Dash Panel	1	—	25	570 1713	Console grommet	1	1
5	414 0186	Console Crest	1	1	26	517 0169	Rewind extension	1	1
6	517 0123	Crest Retaining Ring	1	1	27	365 0008	Screw	4	4
7	571 1729	Upper Cover Insert	1	1	28	570 1722	Console grille (Side)	2	2
8	389 8027	Speed Nut	4	4	29	570 1206	Choke grommet	1	1
9	581 0103	Lower Access Cover Ass'y.	1	1	30	414 0217	Anchor clip	2	2
10	571 1730	Lower Access Cover	1	1	31	399 9013	Flat washer	4	4
11	517 0125	Hinge	1	1	32	390 4001	Pop rivet	4	4
12	390 2003	Rivet	4	4	33	517 0130	Console support rod	2	2
13	390 4013	Rivet	3	3	34	380 6019	Nut	8	8
14	414 0202	Button	1	1	35	517 0131	Lock plate	2	2
15	414 0200	Retainer	1	1	36	320 1062	Machine screw	2	2
16	517 0126	Push Button Bracket	1	1	37	386 6013	Nut	2	2
17	323 3061	Machine screw	2	2	38	399 8010	Tooth lock washer	4	4
18	386 7002	Nut	4	4	39	320 9102	Machine screw	4	4
19	414 0201	Stud Ass'y.	1	1	40	355 0011	Machine screw	2	2



ITEM NO.	PART NO.	DESCRIPTION	QUANTITY		ITEM NO.	PART NO.	DESCRIPTION	QUANTITY	
			371	371E				371	371E
1	571 1732	Cab	1	1	16	517 0133	R.H. Cabin Hinge	1	1
2	414 0225	Windshield	1	1	17	391 0023	Flat Washer	4	4
3	570 1715	Windshield Anchor Strip	1	1	18	387 5019	Nut	4	4
4	517 0142	Windshield Anchor Tab	9	9	19	517 0134	Upper Grille	2	2
5	414 0225	Windshield Protector (Mult. 12")	-	-	20	517 0135	L.H. Lower Grille	1	1
6	581 0110	Filler Door Ass'y.	1	1	20	517 0136	R.H. Lower Grille	1	1
7	513 0039	Hinge Bracket	1	1	21	390 4019	Pop Rivet	26	26
8	513 0040	Spring Plate	1	1	22	414 0211	Contour Cab Moulding (Mult. 12")	-	-
9	582 0103	Hinge	1	1	23	414 0212	Name Plate	2	2
10	386 7002	Nut	5	5	24	389 8019	Speed Nut	6	6
11	571 1737	Filler Door	1	1	25	414 0206	Cabin Stripe (Mult. 12")	-	-
12	320 1062	Machine Screw	2	2	26	414 0309	Cabin Latch with Bracket	2	2
13	517 0137	Cabin holder	1	1	27	390 4019	Pop Rivet	8	8
14	320 1063	Machine screw	1	1	28	517 0122	Hinge Pin	2	2
15	570 1714	Door stop	2	2	29	414 0189	Retainer Clip	2	2
16	517 0132	L.H. Cabin Hinge	1	1					



ITEM NO.	PART NO.	DESCRIPTION	QUANTITY		ITEM NO.	PART NO.	DESCRIPTION	QUANTITY	
			371	371E				371	371E
1	580 0115	Seat Ass'y	—	1	7	389 8010	Nut	2	2
1	580 0119	Seat Ass'y	1	—	8	570 1503	Grommet	1	1
2	414 0204	Seat Leatherette	1	1	9	369 9008	Retaining Screw	1	1
3	581 0111	Padded Backrest Ass'y	1	1	10	414 0226	Label 371	2	—
4	571 1736	Backrest Housing	1	1	10	414 0221	Label 371E	—	2
5	414 0223	Covering	1	1	11	414 0248	Bombardier Crest	2	2
6	321 6043	Machine Screw	2	2	12	414 0220	Backrest Strip	1	1

BOMBARDIER

LTD/LTÉE

ski-doo

ALPINE 1969

DIVISION SKI-DOO DIVISION
PARTS MANUAL
MANUEL / PIÈCES

VALCOURT QUEBEC CANADA

GENERAL INFORMATION
PARTS CATALOGUE

BOMBARDIER SKI-DOO

MODEL - MODÈLE

370 cc - MANUAL

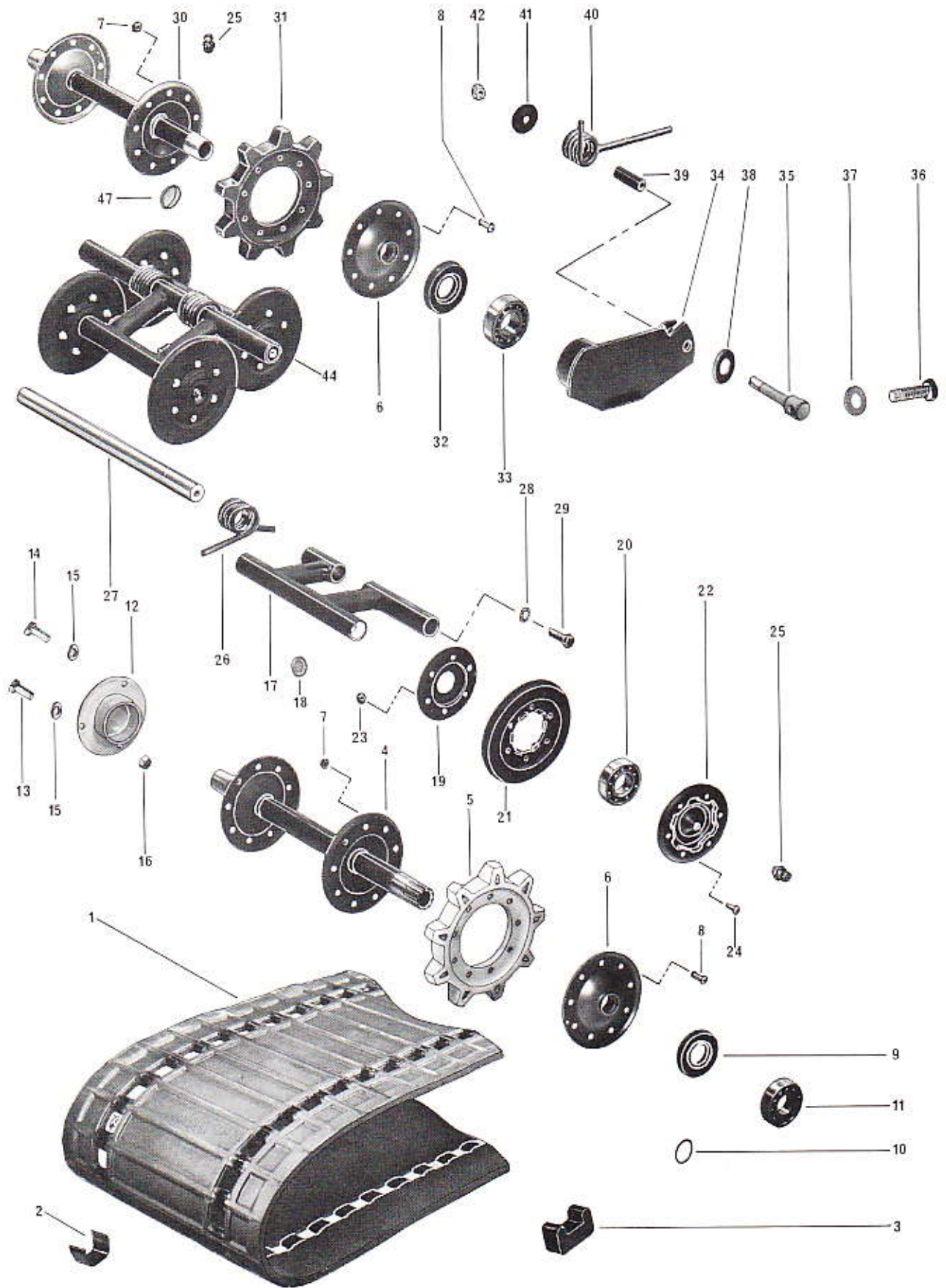
370 cc - ELECTRIC

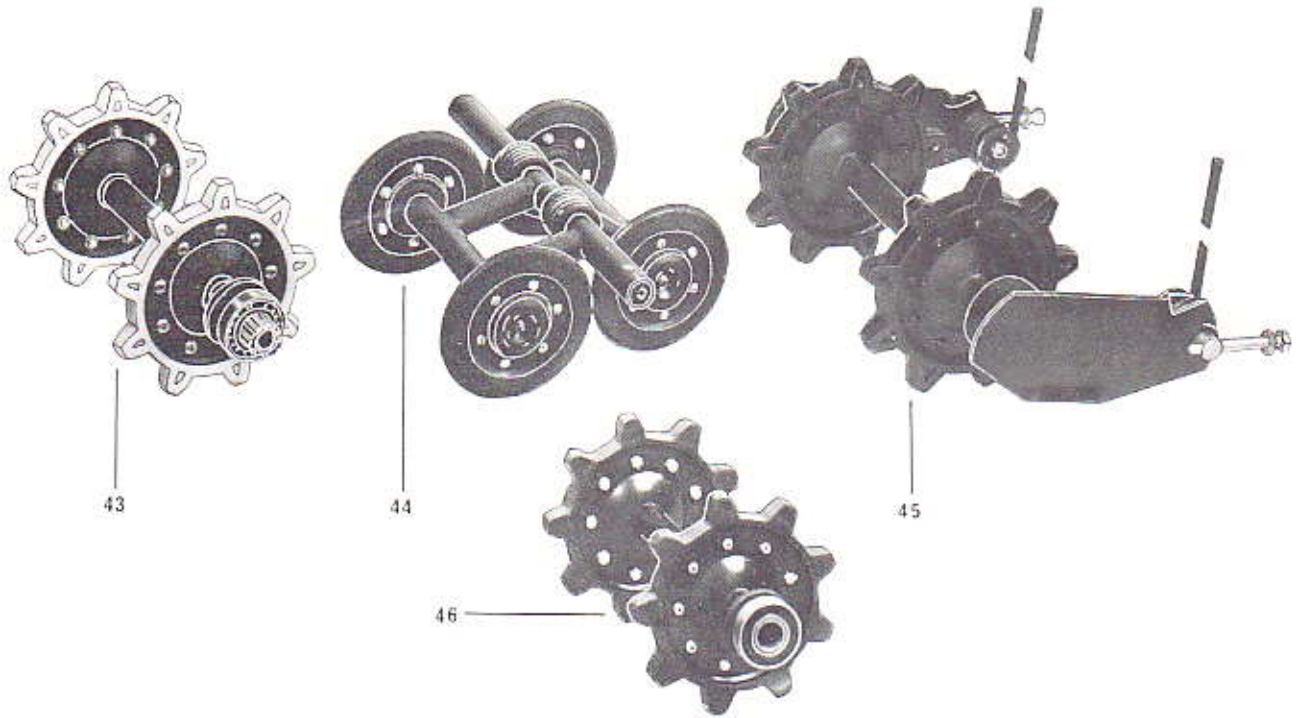
640 cc - ELECTRIC

INFORMATION GÉNÉRALE
CATALOGUE / PIÈCES

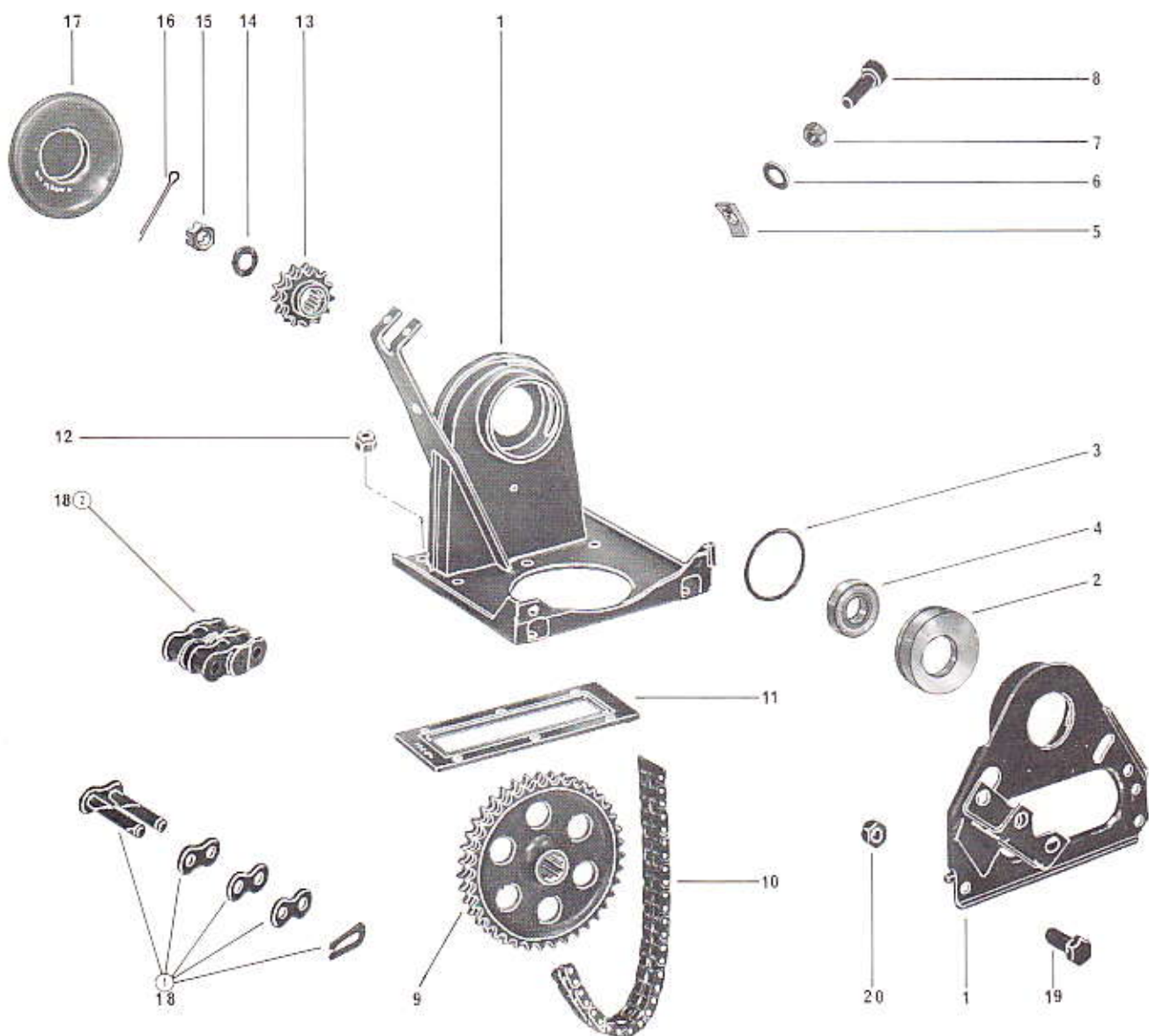
INDEX

DESCRIPTION	SECTION
TRACK	0
DRIVE	I
WHEEL	II
SUSPENSION	III
TRANSMISSION	IV
SKI	V
STEERING	VI
BRAKE	VII
THROTTLE	X
ENGINE & EXHAUST	XII
FUEL	XIII
ELECTRICAL	XV
BODY	XVII
—————	
CHENILLE	0
COMMANDE	I
ROUE	II
SUSPENSION	III
TRANSMISSION	IV
SKI	V
CONDUITE	VI
FREIN	VII
ACCÉLÉRATEUR	X
MOTEUR & ÉCHAPPEMENT	XII
ESSENCE	XIII
SYSTÈME ÉLECTRIQUE	XV
CHASSIS	XVII



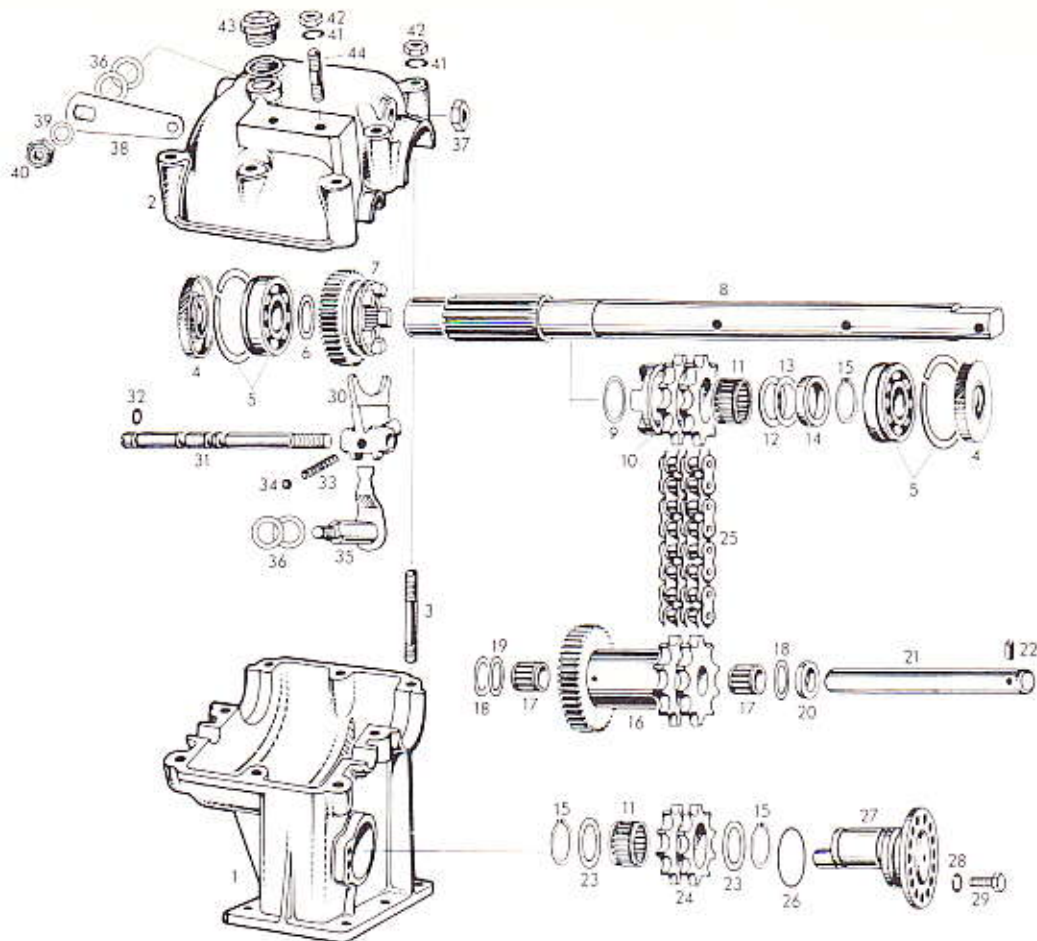


ITEM NO.	PART NO.	DESCRIPTION	QUANTITY			ITEM NO.	PART NO.	DESCRIPTION	QUANTITY		
			370	370E	640E				370	370E	640E
1	570 0002	Track Assembly	2	2	2	30	503 0043	Rear Hub			2
2	570 0003	Insert (Track)	-	-	-	31	570 0101	Sprocket	4	4	4
3	529 0003	Insert Block (Tool)	-	-	-	31	414 0327	Sprocket			4
4	501 0019	Drive Axle	2	2	2	32	570 0301	Seal	4	4	4
5	414 0001	Sprocket	4	4	4	33	405 4002	Bearing	4	4	4
6	501 0018	Mobile Flange	8	8	8	34	503 0031	L.H. Adjustment Link Plate	2	2	
7	387 2019	Nut	36	36	36	34	503 0036	L.H. Adjustment Link Plate			2
8	320 1102	Machine Screw	36	36	36	34	503 0030	R.H. Adjustment Link Plate			2
9	581 1017	Seal (with Spring)	4	4	4	34	503 0035	R.H. Adjustment Link Plate	2	2	
10	414 0153	Spring (For Seal)	4	4	4	34	503 0035	R.H. Adjustment Link Plate			2
11	405 4002	Bearing	4	4	4	35	503 0028	Center Adj. Eye Bolt	4	4	4
12	501 0007	End Bearing Housing	2	2	2	36	309 8027	Cap Screw	4	4	4
13	300 1001	Cap Screw	2	2	2	37	391 0023	Flat Washer	4	4	4
14	300 1000	Cap Screw	4	4	4	38	503 0044	Hardened Washer	4	4	4
15	392 0019	Lock Washer	6	6	6	39	503 0040	Adjuster Sleeve	4	4	4
16	386 6019	Nut	4	4	4	40	503 0033	R.H. Spring	2	2	2
17	502 0002	Wheel Support	12	12	12	40	503 0034	L.H. Spring	2	2	2
18	502 0011	Cap	24	24	24	41	503 0016	Retainer Washer	4	4	4
19	502 0015	Inner Flange	24	24	24	42	386 6022	Nut	4	4	4
20	405 4002	Bearing	24	24	24	43	580 3025	Drive Axle assembly	2	2	2
21	570 0205	Tire	24	24	24	44	580 0204	Wheel Assembly (Front)	4	4	4
22	502 0016	Outer Flange	24	24	24	44	580 0205	Wheel Assembly (Rear)	2	2	2
23	387 3013	Nut	180	180	180	45	580 3024	Suspension Assembly	2	2	
24	320 1062	Machine Screw	180	180	180	45	580 3023	Suspension Assembly			2
25	408 2001	Grease Fitting	28	28	28	46	581 0006	Rear Hub Assembly	2	2	
26	502 0010	Spring 1 1/2 Ø	8	8	8	46	581 3014	Rear Hub Assembly			2
26	502 0020	Spring 9/32 Ø	4	4	4	47	503 0049	Cap	4	4	4
27	502 0008	Cross Shaft	6	6	6						
28	399 8001	Tooth Lock Washer	12	12	12						
29	300 8043	Cap Screw	12	12	12						
30	503 0022	Rear Hub	2	2							



ITEM NO.	PART NO.	DESCRIPTION	QUANTITY			ITEM NO.	PART NO.	DESCRIPTION	QUANTITY		
			370	370E	640E				370	370E	640E
1	504 0054	Chain case	1	1	1	11	570 0408	Gasket	1	1	1
2	504 1033	Tensioner	2	2	2	12	387 2022	Nut	8	8	8
3	406 0003	"O" ring	2	2	2	13	504 0027	Sprocket (13 teeth D.)	1	1	1
4	405 4004	Bearing	2	2	2	14	417 0009	Spring washer	1	1	1
5	414 0139	Segment	2	2	2	15	389 8024	Nut	1	1	1
6	391 0023	Flat washer	2	2	2	16	371 0032	Cotter pin	1	1	1
7	389 9004	Jam nut	2	2	2	17	570 0403	Inspection cover	1	1	1
8	303 1044	Cap screw	2	2	2	18	412 6003	Connecting link single (1)	-	-	-
9	504 0014	Sprocket (39 teeth D.)	1	1		18	412 6006	Cranked link double (2)	-	-	-
9	504 0055	Sprocket (25 teeth D.)			1	19	417 0025	Bolt	2	2	2
10	412 1008	Driving chain	1	1		20	417 0029	Nut	2	2	2
10	412 1009	Driving chain			1						

PARTS LIST FOR FORWARD-REVERSE GEAR-BOX




ITEM NO.	PART NO.	DESCRIPTION	QUANTITY	ITEM NO.	PART NO.	DESCRIPTION	QUANTITY
1-2-3	417 1005	Housing Assembly	1	21	417 1018	Lay Axle	1
3	417 1006	Stud M 8 x 52	8	22	417 1019	Dowel Tube	1
4	417 1007	Oil Seal	2	23	417 1020	Washer 25,3	2
5	405 1006	Ball Bearing with Groove-Ring	2	24	417 1021	Tensioner Sprocket 12 t.	1
6	402 1025	Shim 0,5 mm	1	25	412 1011	Double Roller Chain 1/2 x 5/16", 64 Links	1
7	417 1008	Sliding Gear 31 t.	1	26	417 1022	O-Ring	1
8	417 1009	Drive Shaft	1	27	417 1023	Tensioner Axle Assembly	1
9	417 1010	Washer 25,2 mm	1	28	402 0015	Lock Washer 6	1
10	417 1011	Shift Sprocket	1	29	402 5011	Hex. Screw M 8 x 15	1
11	417 1012	Needle Cage	2	30	417 1024	Gear Change Fork	1
12	402 1026	Shim 1,0 mm	1	31	417 1025	Index Rod	1
13	402 1023	Shim 0,2 mm 25,5/340	as req.	32	417 1026	O-Ring	1
13	402 1024	Shim 0,3 mm 25,5/340	as req.	33	417 1027	Index Spring	1
13	402 1025	Shim 0,5 mm 25,5/340	as req.	34	417 1028	Ball 1/4" Ø	1
13	402 1026	Shim 1,0 mm 25,5/340	as req.	35	417 1029	Gear Change Shaft Assembly	1
13	402 1126	Shim 0,1 mm 25,5/340	as req.	36	417 1030	Shim 0,3 mm 14,3/200	as req.
14	417 1013	Distance Sleeve 5,3 mm	1	36	417 1031	Shim 0,5 mm 14,3/200	as req.
15	417 1014	Circlip	3	37	417 1032	Hex. Nut M 10	1
16	417 1015	Layshaft Gear Ass'y, 34 and 13 t.	1	38	417 1033	Gear Change Lever	1
17	417 1016	Needle Cage	2	39	402 0031	Washer 8,4 mm	1
18	402 6016	Shim 1,0 mm	2	40	402 2106	Lock Nut M 8	1
19	417 1035	Shim 0,3 mm 16,3/25,80	as req.	41	402 0016	Lock Washer 8	10
19	417 1036	Shim 0,5 mm 16,3/25,80	as req.	42	402 0018	Hex. Nut M 8	10
19	402 6016	Shim 1,0 mm 16,3/25,80	as req.	43	417 1034	Vent Plug M 18 x 1,5	1
19	417 1037	Shim 0,15 mm 16,3/25,80	as req.	44	402 2003	Stud M 8 x 18	2
20	417 1017	Distance Sleeve 7,5 mm	1				

BOMBARDIER LTD./LTÉE

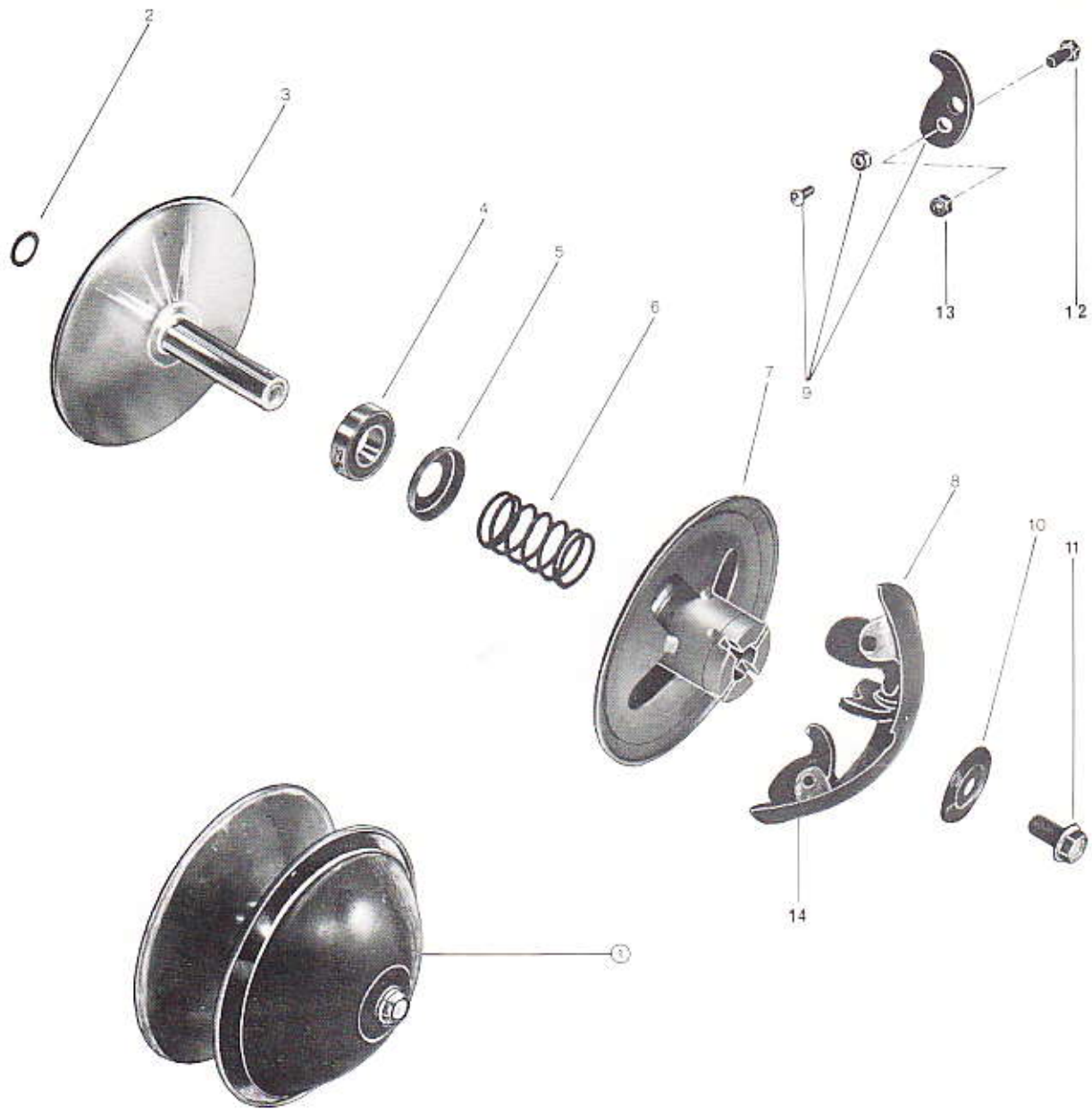
SECTION IV - PAGE 1A

LITHO'D IN CANADA

FEBRUARY - 1969 IBM 480-1009



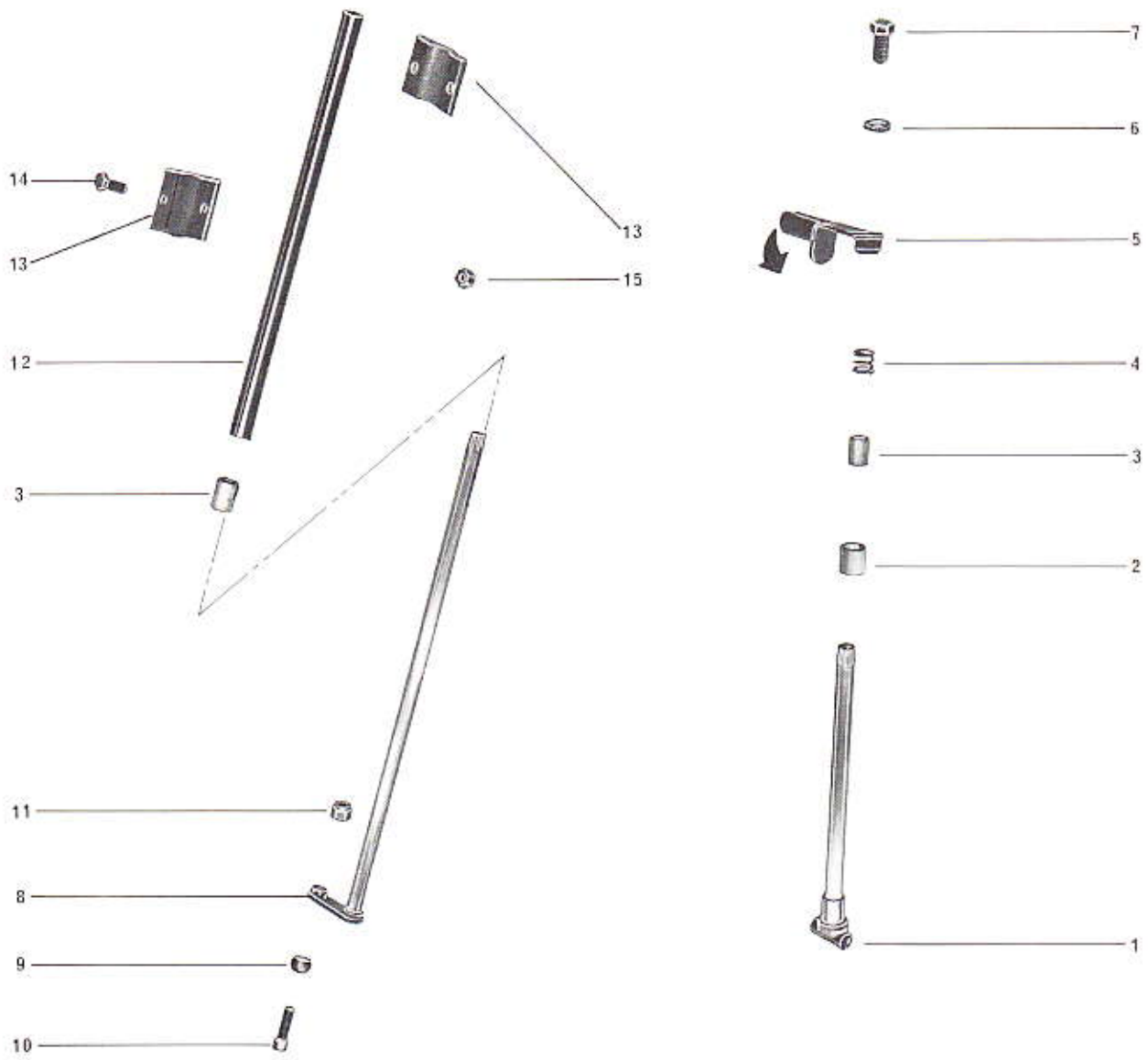
ITEM NO.	PART NO.	DESCRIPTION	QUANTITY			ITEM NO.	PART NO.	DESCRIPTION	QUANTITY		
			370	370E	640E				370	370E	640E
1	581 3013	Driven pulley ass'y.	1	1		9	414 0126	Cam slider shoe	3	3	3
1	581 3019	Driven pulley ass'y.			1	10	504 1031	Spacer (1 1/8")	1	1	1
2	504 1042	Shaft	1	1		11	504 1045	Spacer (1/2")	1	1	
2	504 1050	Shaft			1	11	504 1048	Spacer			1
3	504 1043	Fixed pulley half	1	1	1	12	504 1032	Disc	1	1	1
4	372 1124	Roll pin	3	3	3	13	417 0008	Spring washer	1	1	1
5	504 1044	Sliding pulley half	1	1	1	14	504 1036	Retainer washer	1	1	1
6	372 1065	Roll pin	2	2	2	15	570 0411	Drive belt	1	1	
7	414 0138	Release spring	1	1	1	15	570 0414	Drive belt			1
8	504 1035	Outer cam	1	1	1						




ITEM NO.	PART NO.	DESCRIPTION	QUANTITY			ITEM NO.	PART NO.	DESCRIPTION	QUANTITY		
			370	370E	640E				370	370E	640E
1	581 3011	Drive pulley ass'y.	1	1		9	504 2041	Pressure lever kit (1/40 hole)	4	4	
1	581 3012	Drive pulley ass'y.			1	9	504 2040	Pressure lever kit (3/8" hole)			4
2	504 1009	Shim (.024")	-	-	-						
2	504 1010	Shim (.048")	-	-	-						
3	504 2008	Inner half	1	1	1	10	504 2026	Governor washer	1	1	1
4	405 4005	Bearing	1	1	1	11	309 8010	Bolt	1	1	1
5	504 2013	Spring seat	1	1	1	12	300 0001	Bolt	4	4	
6	414 0013	Spring	1	1	1	12	300 0081	Bolt			4
7	504 2033	Outer half	1	1	1	13	386 6019	Nut	4	4	
8	582 1011	Centrifugal governor	1	1		13	386 6024	Nut			4
8	582 1018	Centrifugal governor ass'y			1	14	504 2034	Centrifugal governor			1




ITEM NO.	PART NO.	DESCRIPTION	QUANTITY			ITEM NO.	PART NO.	DESCRIPTION	QUANTITY		
			370	370E	640E				370	370E	640E
1	580 3022	Ski ass'y.	1	1	1	11	505 0045	Spring coupler	1	1	1
2	582 0102	Leaf spring ass'y.	1	1	1	12	300 0085	Cap screw	2	2	2
3	505 0004	Ski runner	1	1	1	13	386 6024	Nut	3	3	3
4	505 0002	Runner shoe	1	1	1	14	505 0033	Spring slider cushion	1	1	1
5	387 2022	Nut	1	1	1	15	505 0034	Retainer pin	2	2	2
6	505 0018	Main leaf spring	1	1	1	16	505 0035	Washer	2	2	2
7	505 0014	First auxiliary spring	1	1	1	17	371 0011	Cutter pin	2	2	2
8	505 0013	Auxiliary leaf spring	1	1	1	18	505 0022	Union link	2	2	2
9	505 0015	Auxiliary leaf spring	1	1	1	19	570 0501	Retaining cable	1	1	1
10	570 0502	Rebound leaf spring	1	1	1	20	309 8007	Bolt	1	1	1



ITEM NO.	PART NO.	DESCRIPTION	QUANTITY			ITEM NO.	PART NO.	DESCRIPTION	QUANTITY		
			370	370E	640E				370	370E	640E
1	506 0082	Ski leg	1	1	1	9	506 0091	Ball bushing	1	1	1
2	506 0042	Bushing	1	1	1	10	560 6003	Bolt	1	1	1
3	506 0029	Bushing	1	1	1	11	386 6026	Nut	1	1	1
4	414 0127	Spring	1	1	1	12	506 0084	Steering column with bushing	1	1	1
5	506 0051	Steering arm	1	1	1	13	506 0085	Retainer plate	2	2	2
6	392 0026	Lock washer	1	1	1	14	300 0003	Bolt	4	4	4
7	300 0123	Cap screw	1	1	1	15	386 6019	Nut	4	4	4
8	506 0083	Steering shaft	1	1	1						



ITEM NO.	PART NO.	DESCRIPTION	QUANTITY			ITEM NO.	PART NO.	DESCRIPTION	QUANTITY		
			370	370E	640E				370	370E	640E
1	506 0074	Upper Column	1	1	1	9	390 9001	Rivet	2	2	2
2	300 0040	Bolt	2	2	2	10	414 0002	Grip	2	2	2
3	386 6022	Nut	2	2	2	11	399 8006	Lock Washer	1	1	1
4	414 0172	Spring	1	1	1	12	300 3126	Bolt	1	1	1
5	581 4007	Handle Assembly	1	1	1	13	570 1503	Grommet	2	2	2
6	581 1036	Control Handle with Slug	2	2	2	14	414 0044	Clip	1	1	1
7	506 0073	Slug Retainer	2	2	2	15	114 0043	Hose Tie	1	1	1
8	390 5004	Rivet (For Slug)	2	2	2						

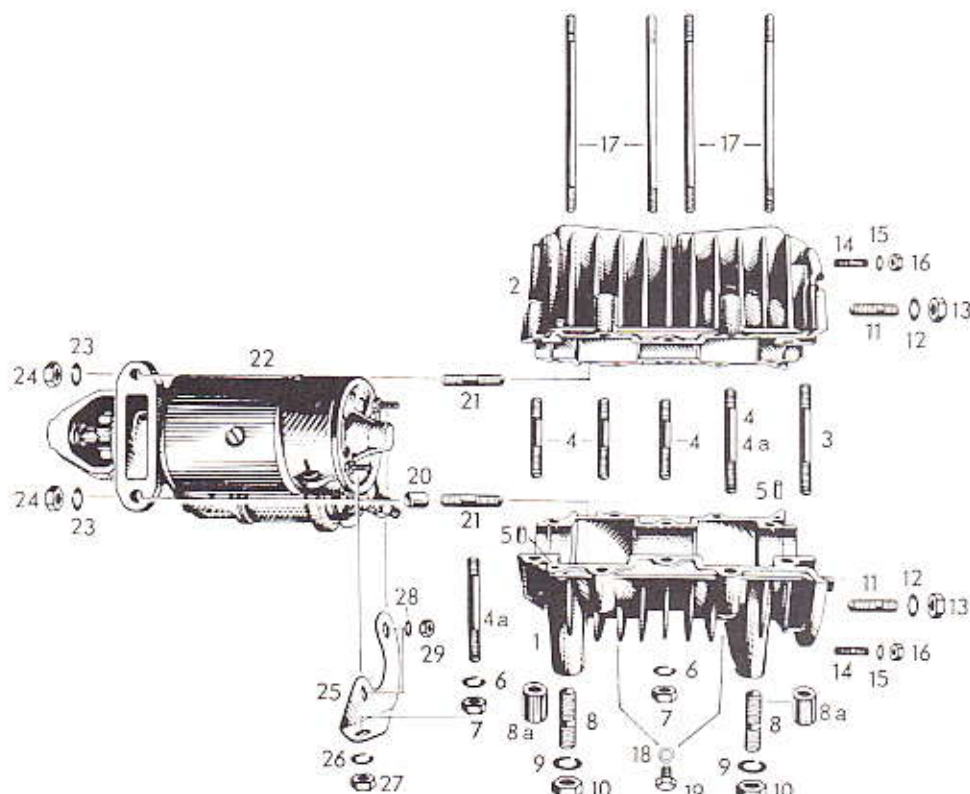


ITEM NO.	PART NO.	DESCRIPTION	QUANTITY			ITEM NO.	PART NO.	DESCRIPTION	QUANTITY		
			370	370E	640E				370	370E	640E
1	560 7002	Disc Brake Assembly	1	1	1	14	382 4022	Slotted Nut	1	1	1
2	560 7003	U - Bracket	1	1	1	15	371 0002	Cotter Pin	1	1	1
3	414 0075	Bushing	4	4	4	16	386 6019	Nut	1	1	1
4	300 8050	Bolt	2	2	2	17	507 0027	Brake Cable Ferrule	1	1	1
5	414 0068	Casting (Cam Side)	1	1	1	18	414 0064	Spring	1	1	1
6	414 0074	Pin (Push)	2	2	2	19	560 7001	Cap Screw	1	1	1
7	414 0070	Washer	1	1	1	20	391 0021	Flat Washer	2	2	2
8	414 0357	Puck (Carrier Side)	2	2	2	21	386 6019	Nut	1	1	1
9	414 0069	Casting Puch Carrier Side	1	1	1	22	414 0278	Brake Cable	1	1	1
10	387 2022	Nut	2	2	2	22	414 0276	Throttle Cable	1	1	1
11	414 0077	Compression Spring	1	1	1	22	414 0277	Throttle Cable	1	1	1
12	414 0356	Cam	1	1	1	23	414 0274	Brake Housing	1	1	1
13	391 0023	Washer	1	1	1	23	414 0273	Throttle Housing	1	1	1
						23	414 0275	Throttle Housing			1

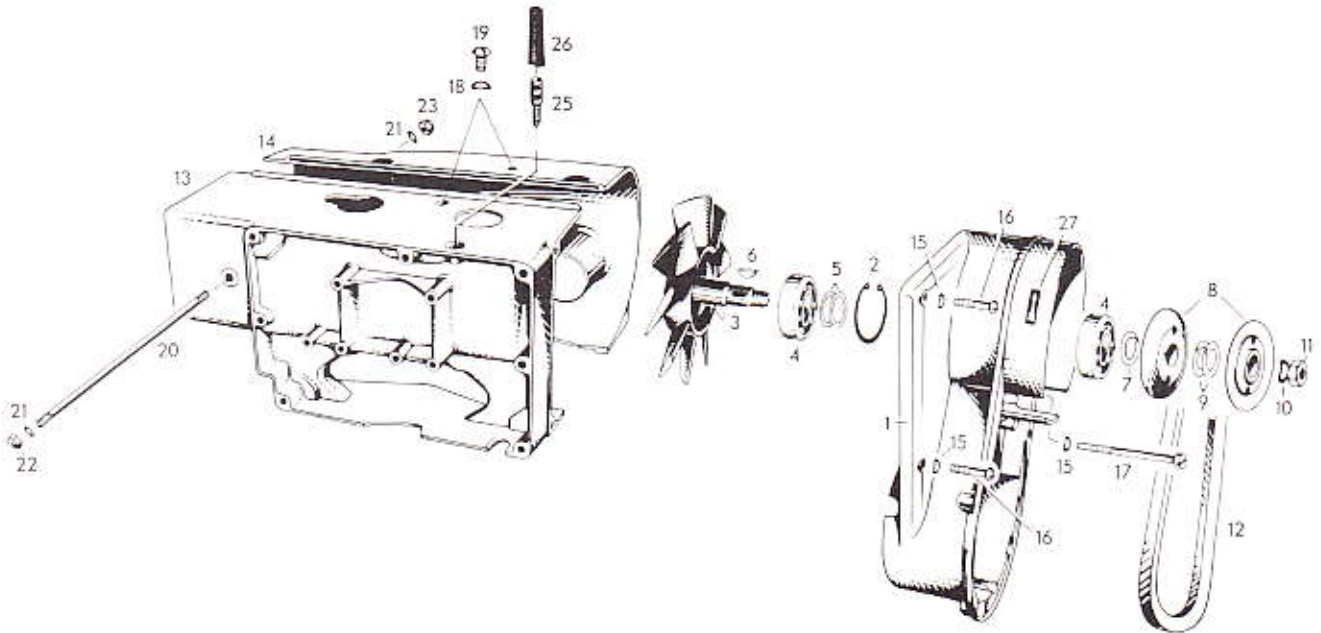
ROTAX ENGINE

1969

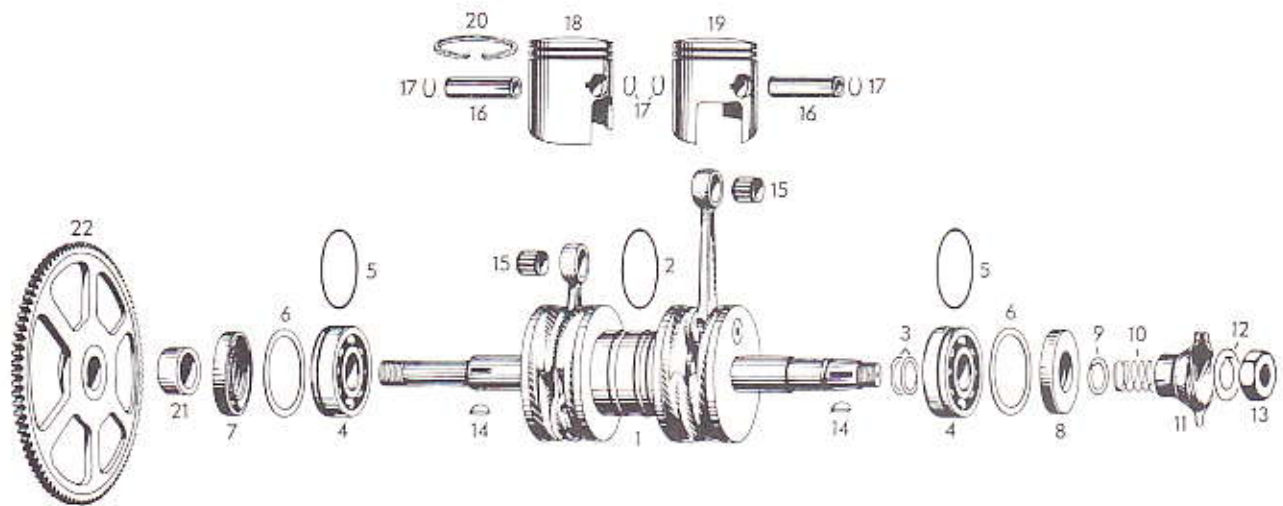
640 cc - ELECTRIC



ITEM NO.	PART NO.	DESCRIPTION	QUANTITY 640E	ITEM NO.	PART NO.	DESCRIPTION	QUANTITY 640E
1,2,3,4,4A,5	402 0167	Crankcase Assy.	1	15	402 4133	Washer 5, 3	2
3	402 0007	Stud M 8 x 56	2	16	402 0105	Hex. stop nut M 5	2
4	402 0123	Stud M 8 x 37	9	17	402 0076	Stud M 8, cylinder	8
4A	402 0009	Stud M 8 x 46	1	18	402 0019	Sealing ring	2
5	402 0161	Dowel pin 50 x 10	2	19	402 0020	Oil drain screw	2
6	402 0016	Lock washer 8	12	20	402 7059	Dowel tube, electric starter	1
7	402 0018	Hex. nut M 8	12	21	402 2002	Stud M 8 x 25, electric starter	2
8	402 0113	Stud M 12 x 42,5	4	22	402 7060	Electric starter assy.	1
8A	402 0173	Distance sleeve 22 MM	4	23	402 0016	Lock washer 8	2
9	402 1038	Lock washer 12	4	24	402 0017	Hex. nut M 8	2
10	402 0117	Hex. nut M 12	4	25	402 7070	Starter bracket	1
11	402 0115	Stud M 8 x 16, fan housing	4	26	402 0016	Lock washer 8	1
12	402 1158	Locking washer 8	4	27	402 0018	Hex. nut M 8	1
13	402 0134	Hex. nut M 8	4	28	402 4022	Washer 5, 3 / 11 x 1	2
14	402 4117	Stud M 5 x 11, 5, armature plate	2	29	402 0105	Lock nut M 5	2



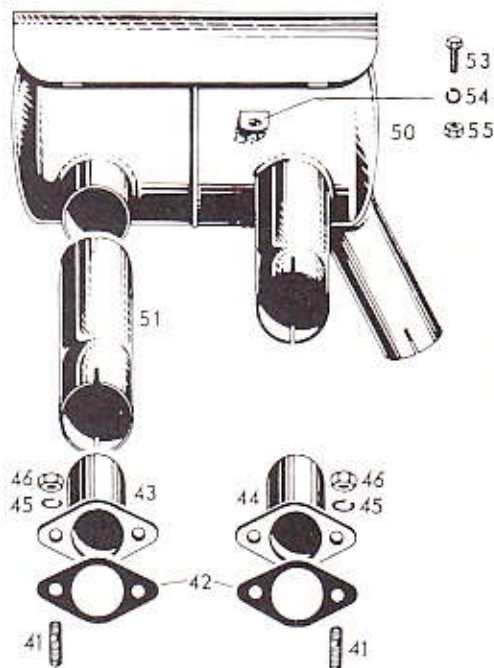
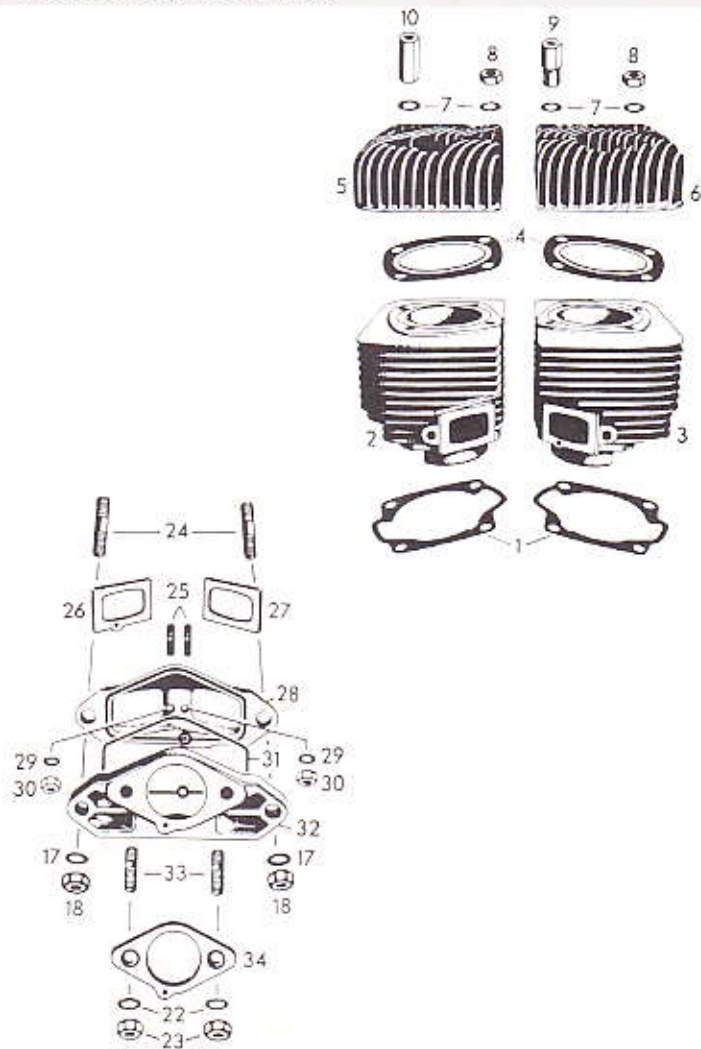
ITEM NO.	PART NO.	DESCRIPTION	QUANTITY 640E	ITEM NO.	PART NO.	DESCRIPTION	QUANTITY 640E
1	402 0158	Fan housing	1	15	402 0133	Spring washer B 6	3
2	402 0118	Locking ring	1	16	402 0151	Flat head screw M6 x 30	2
3	402 0126	Fan with shaft assy.	1	17	402 2125	Cyl. screw M 6 x 80	1
4	402 0136	Ball bearing	2	18	402 0125	Spring washer B 8	2
5	402 1018	Washer	2	19	402 0152	Flat head screw 5/16 x 15	2
6	402 1009	Woodruff key 3 x 5	1	20	402 2142	Stud M 6 x 191	1
7	402 0129	Shim	1	21	402 4129	Washer 6,2	2
8	402 0163	Pulley half	2	22	402 2169	Locking nut M 6	1
9	402 0129	Shim	4	23	402 2104	Lock nut M 6	1
10	402 1084	Lock washer 14	1	25	402 0174	Adjustment bolt, gas cable	1
11	402 1086	Hex. nut M 14 x 1,5	1	26	402 0138	Support spring, gas cable	1
12	402 0121	V-belt	1	27	402 0092	Direction plate	1
13	402 0160	Cylinder cowl, right	1				
14	402 0159	Cylinder cowl, left	1				



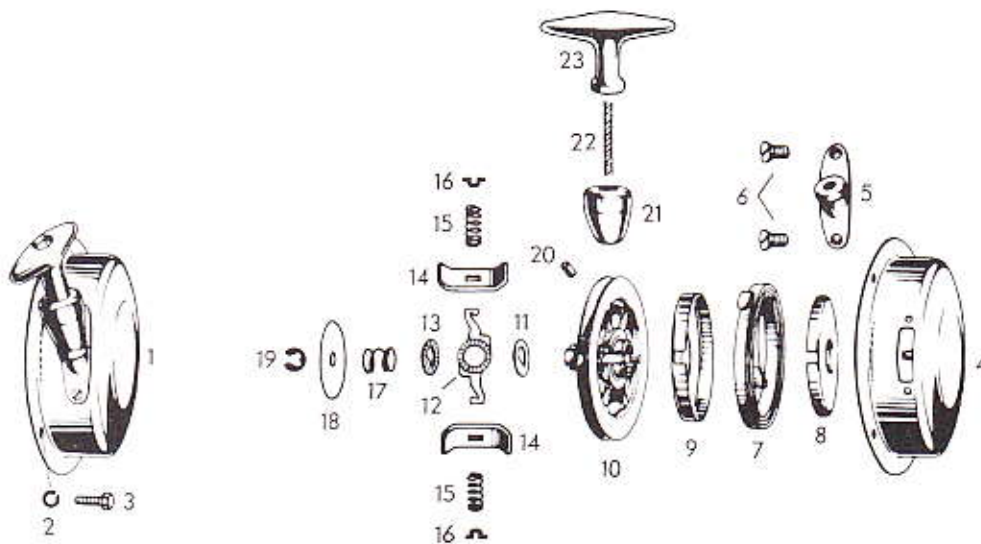
ITEM NO.	PART NO.	DESCRIPTION	QUANTITY 640E	ITEM NO.	PART NO.	DESCRIPTION	QUANTITY 640E
1, 2	402 1155	Crankshaft assy.	1	14	402 1010	Woodruff key 5 x 6, 5	2
2	402 1119	O-ring	3	15	402 1033	Needle cage	2
3	402 1112	Shim 1, 0 MM	As Req.	16	402 1064	Gudgeon pin	2
3	402 1113	Shim 0, 15 MM	As Req.	17	402 1067	Circlip, gudgeon pin	4
3	402 1114	Shim 0, 3 MM	As Req.	18	402 1151	Piston assy. with rings	1
3	402 1115	Shim 0, 2 MM	As Req.			760, std.s p.t.o. side	1
4	402 1139	Ball bearing	2	18	402 1152	Dto., 76, 50, 1st oversize	1
5	402 1119	O-ring	2	19	402 1153	Piston assy. with rings	1
6	402 1108	Retaining disk	2			760, std. magneto side	1
7	402 1101	Oil seal	1	19	402 1154	Dto., 76, 50, 1st oversize	1
8	402 1101	Oil seal	1	20	402 1132	Dto., 760, 2 MM high, std.	4
9	402 1026	Washer, cam spring	1	20	402 1133	Dto., 76, 50, 1st oversize	4
10	402 1036	Spring, breaker cam	1	21	402 1144	Distance sleeve 24 MM,	
11	402 1156	Breaker cam	1			engine without electric	
12	402 1040	Lock washer	1			starter only	1
13	402 1043	Hex. nut M 18 x 1, 5	1	22	402 5051	Starter gear 86 t.	1

CYLINDER, MUFFLER

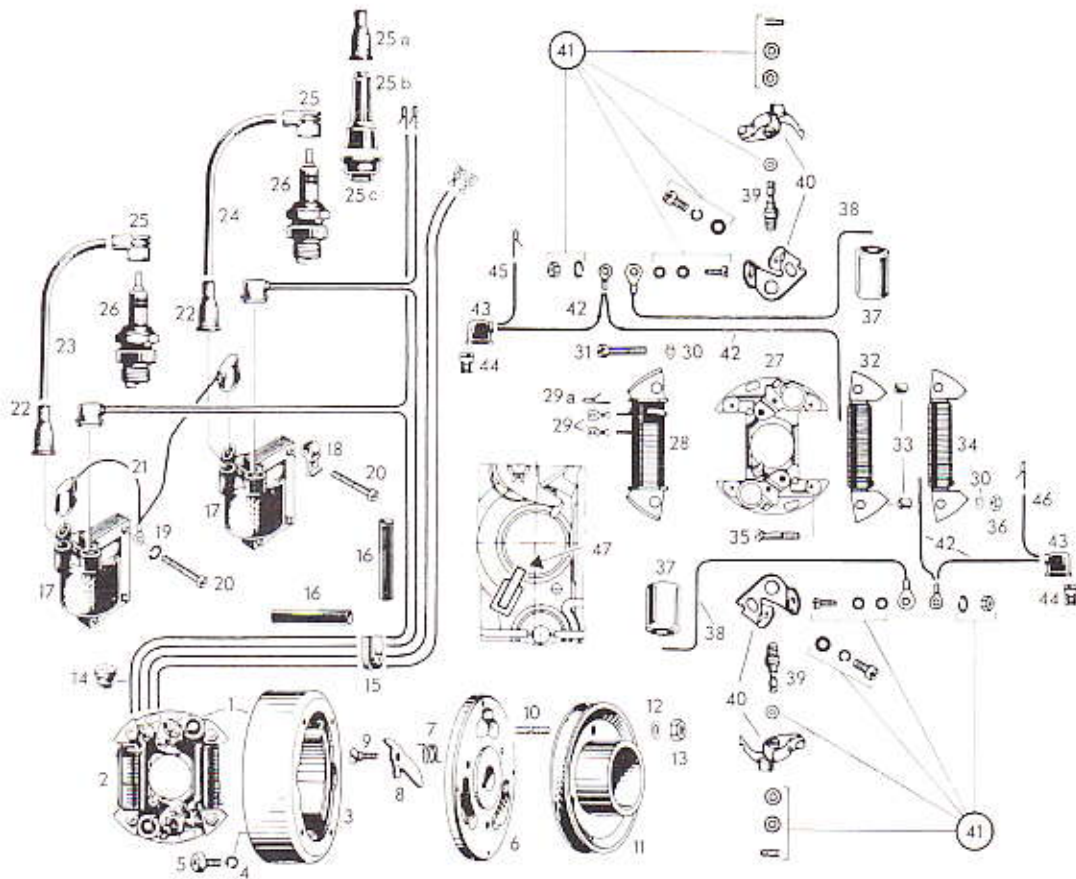
CYLINDRE, SILENCIEUX



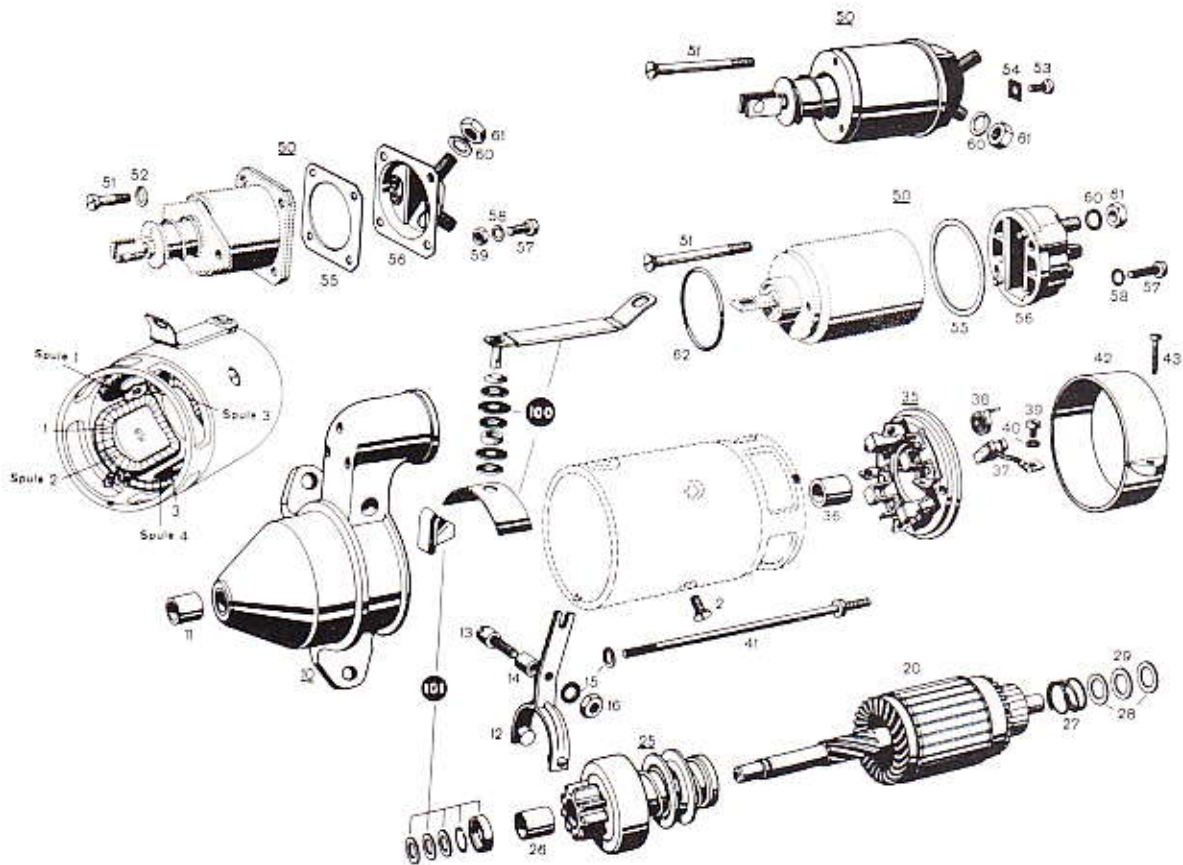
ITEM NO.	PART NO.	DESCRIPTION	QUANTITY 640E	ITEM NO.	PART NO.	DESCRIPTION	QUANTITY 640E
1	402 2137	Gasket, cylinder flange	2	28	402 2150	Intake manifold	1
2	402 2127	Cylinder, p.t.o. side	1	29	402 2107	Washer 6, 2	2
3	402 2128	Cylinder magneto side	1	30	402 2104	Lock nut M6	2
4	402 2101	Gasket, cylinder head	2	31	402 2140	Ring gasket	1
5	402 2129	Cylinderhead, p.t.o. side	1	32	402 2151	Intake cover	1
6	402 2130	Cylinder head, magneto side	1	33	402 2159	Stud M 8 x 41 Carburator	2
7	402 2131	Washer, cylinder head	1	34	402 2171	Isolating flange, 20,5 MM thick	1
8	402 0017	Hex. nut M 8	3	41	402 2038	Stud M 8 x 19, exhaust flange	4
9	402 2145	Distance Nut M8 / 5 / 16"	4	42	402 2100	Gasket, exhaust flange	2
10	402 2146	Distance Nut M8 / 1 / 8 - 27 NPT	1	43	402 2113	Muffler socket 99 MM, p.t.o. side	1
17	402 0031	Washer	2	44	402 2109	Muffler socket 127, 5 MM, magneto side	1
18	402 2106	Lock nut M 8	2	45	402 0016	Lock washer 8	4
22	402 2072	Isolating washer	2	46	402 0017	Hex. nut M 8	4
23	402 0018	Hex. nut M 8	2	50,51	402 2188	Muffler system assy.	1
24	402 2159	Stud M 8 x 41	2	51	402 2189	Inlet tube	1
25	402 2102	Stud M 6 x 25	2	53	402 2190	Hex. screw M 8 x 16	1
26	402 2138	Intake gasket, p.t.o. side cylinder	1	54	402 0016	Lock washer 8	1
27	402 2139	Intake gasket, magneto side cylinder	1	55	402 0017	Hex. nut M 8	1



ITEM NO.	PART NO.	DESCRIPTION	QUANTITY 640E	ITEM NO.	PART NO.	DESCRIPTION	QUANTITY 640E
1	402 5046	Rewind starter assy.	1	12	402 5028	Pivot arm	1
2	402 0015	Lock washer 6	4	13	402 5027	Friction washer	1
3	402 5011	Hex. screw M 6 x 15	4	14	402 5029	Pawl	2
4	402 7058	Starter housing	1	15	402 5030	Pawl spring	2
5	402 5036	Starter stop	1	16	402 5031	Pawl spring stop	2
6	402 5037	Countersunk screw M5 x 8	2	17	402 5032	Friction spring	1
7,8,9,	402 5023	Spring cartridge assy.	1	18	402 5033	Cover washer	1
7	402 5022	Rewind spring	1	19	402 5034	Circlip	1
8	402 5038	Spring guide	1	20	402 5016	Bolt 5 x 6, starter rope	1
9	402 5044	Cover, spring guide	1	21	402 5039	Rubber buffer	1
10	402 5047	Rope sheave	1	22	402 5052	Starter rope 1350 MM	1
11	402 5026	D-washer	1	23	402 5019	Starter grip	1

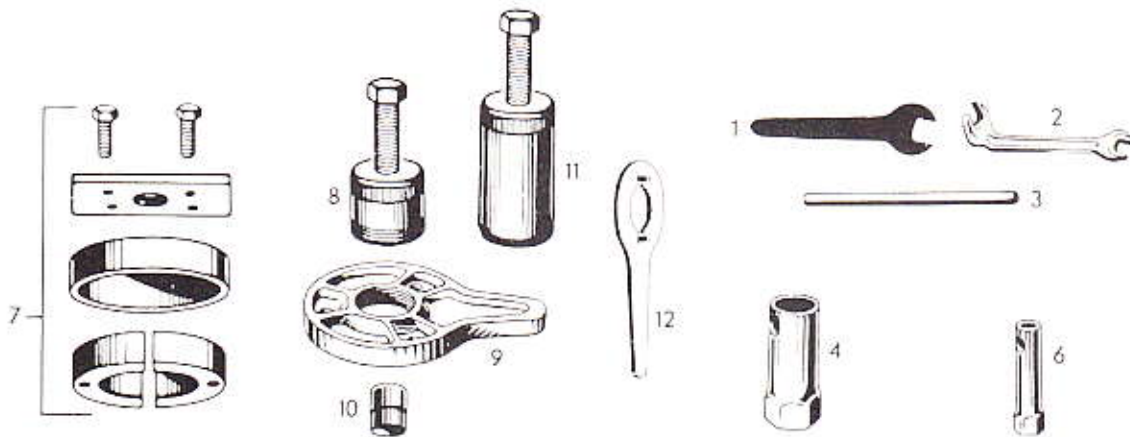


ITEM NO.	PART NO.	DESCRIPTION	QUANTITY 640E.	ITEM NO.	PART NO.	DESCRIPTION	QUANTITY 640E.
1+16	402 4169	Magneto generator assy. 12 V. 75 W.	1	25C	402 4182	Protection cap, spark plug	2
2	402 4178	Armature plate assy.	1	26	402 4080	Spark plug M280 T31	2
3	402 4167	Magneto ring	1	27	402 4152	Armature plate alone	1
4	402 0015	Lock washer 6	4	28	402 4155	Lighting coil with cables 550 MM	1
5	402 4148	Cyl. screw	1	29A	402 4183	Contact pin	2
6	402 4149	Magneto housing	1	30	402 4024	Lock washer 5	4
7	402 4096	Spring, centrifugal weight	1	31	402 4048	Cyl. screw M 5 x 28	2
8	402 0146	Centrifugal weight	1	32	402 4151	Generator coil, bottom, right hand winding	1
9	402 4118	Bearing screw,	1	33	402 4161	Distance sleeve	2
10	402 5050	Stud M 8 x 15	3	34	402 4150	Generator coil, top, left hand winding	1
11	402 0162	V-belt pulley	1	35	402 4146	Countersunk screw M5 x 38	2
12	402 1158	Locking washer 8	3	36	402 7049	Hex. nut M5	2
13	402 0134	Hex. nut M 8	3	37	402 4068	Condenser	2
14	402 4122	Cable grommet	1	38	402 4164	Cable, condenser	2
15	402 4158	Cable grommet	1	39	402 4049	Pivot pin, contact breaker	2
16	402 0168	Rubber sleeve 55 MM	1	40	402 4050	Contact points set	2
17	402 7008	Ignition coil	2	41	402 7016	Parts set, armature plate	2
18	402 4160	Plastic clamp, cables	1	42	402 4162	Generator cable assy., blue-black, 610-80 MM	2
19	402 4024	Lock washer 5	7	43	402 4159	Rubber cap	2
20	402 7004	Cyl. screw M 5 x 22,	1	44	402 4177	Faston connector	2
20	402 0175	Cyl. screw M 5 x 12,	1	45	402 4166	Shorting cable, black, 215 MM, with pin	1
21	402 7062	Mass. cable assy., yellow, 80 MM	2	46	402 4155	Shorting cable, yellow, 290 MM, with pin	1
22	402 7003	Protection cap,	1	47	402 4141	Lubricating wick	1
23	402 4075	Ignition cable 200 MM	1				
24	402 4075	Ignition cable 200 MM	1				
25A	402 7003	Protection cap, cable	2				
25B	402 7071	Plug protector	2				



ITEM NO.	PART NO.	DESCRIPTION	QUANTITY 640E.	ITEM NO.	PART NO.	DESCRIPTION	QUANTITY 640E.
1	402 7064	Field winding, coils 3 & 4	1	36	402 7023	Bearing bushing	1
1	402 7065	Field winding, coils 1 & 2	1	37	402 7035	Carbon brush set (4 pieces)	1
2	402 7020	Countersunk screw M6 x 10	4	38	402 7031	Carbon brush spring	4
3	402 7069	Connecting rail	1	39A	402 7036	Cyl. screw M 4 x 8	1
10,11	402 7066	Drive end bracket	1	39B	402 7037	Cyl. screw M 4 x 6	3
11	402 7023	Bearing bushing	1	40	402 4023	Lock washer 4	4
12	402 7025	Engaging lever	1	41	402 7048	Screw M 5	2
13	402 7026	Screw M 5	1	42	402 7040	Closing band	1
14	402 7027	Bushing	1	43	402 2158	Cyl. screw M 4 x 16	1
15	402 4024	Lock washer 5	3	50	402 7041	Relay assy. (with parts ill. no. 53-59)	1
16	402 7049	Hex. nut M 5	1	51	402 7042	Countersunk screw M5 x 50	3
20	402 7067	Armature	1	53	402 7036	Cyl. screw M 4 x 8	1
25,26	402 7068	Drive assy.	1	54	402 7043	Plate, terminal 50	1
26	402 7024	Bearing bushing	1	60	402 0016	Lock washer 8	1
27	402 7030	Helical spring, armature brake	1	61	402 7044	Hex. nut M 8	1
28	402 7032	Washer 10, 3 / 20 / 0, 5	2	100	402 7045	Parts set for terminal	1
29	402 7033	Isolating washer 10, 3 / 16 / 1	1	101	402 7046	Parts set for armature	1
35	402 7034	Commutator end bracket assy. (with parts ill. no. 36+40)	1				

NOTE



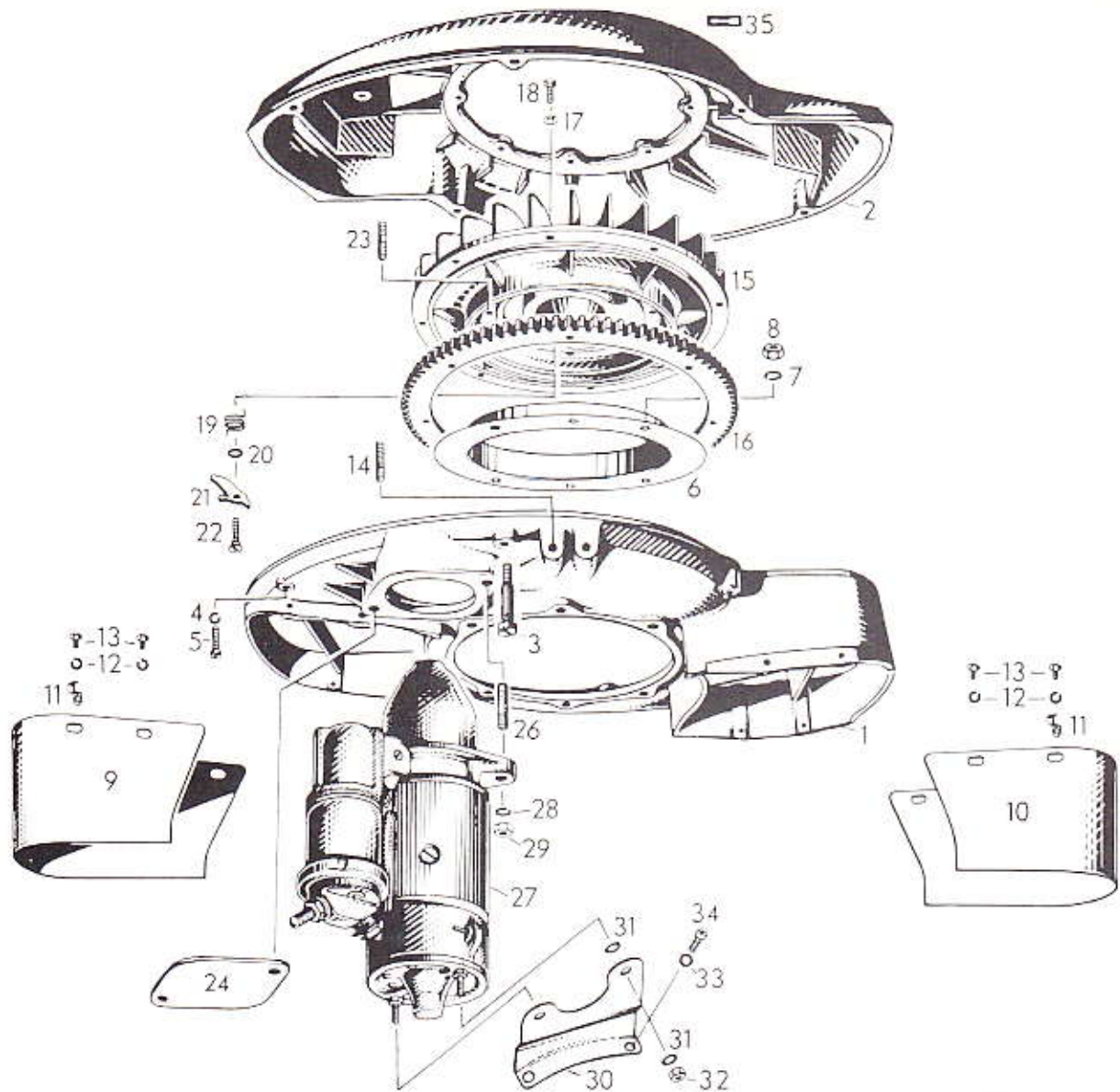
ITEM NO.	PART NO.	DESCRIPTION	QUANTITY 640E.	ITEM NO.	PART NO.	DESCRIPTION	QUANTITY 640E.
1, 2, 3, 4, 6,	402 8050	Tool set assy.	1	7	402 8002	Remover, bearing 832 010	1
1	402 8046	One-end wrench 11 MM	1	8	402 8044	Pulley assy. flywheel	1
2	402 8049	Angular wrench 10/13 MM	1	9	402 8045	Wrench to hold magneto housing	1
3	402 8039	Bolt 8 x 130, socket wrench	1	10	402 8005	Protection cap	1
4	402 8022	Socket wrench, spark plug	1	12	402 8053	Wrench to hold pulley halves	1
6	402 8024	Socket wrench 13 MM	1	11	402 8055	Pulley assy. starter gear	1

ROTAX ENGINE

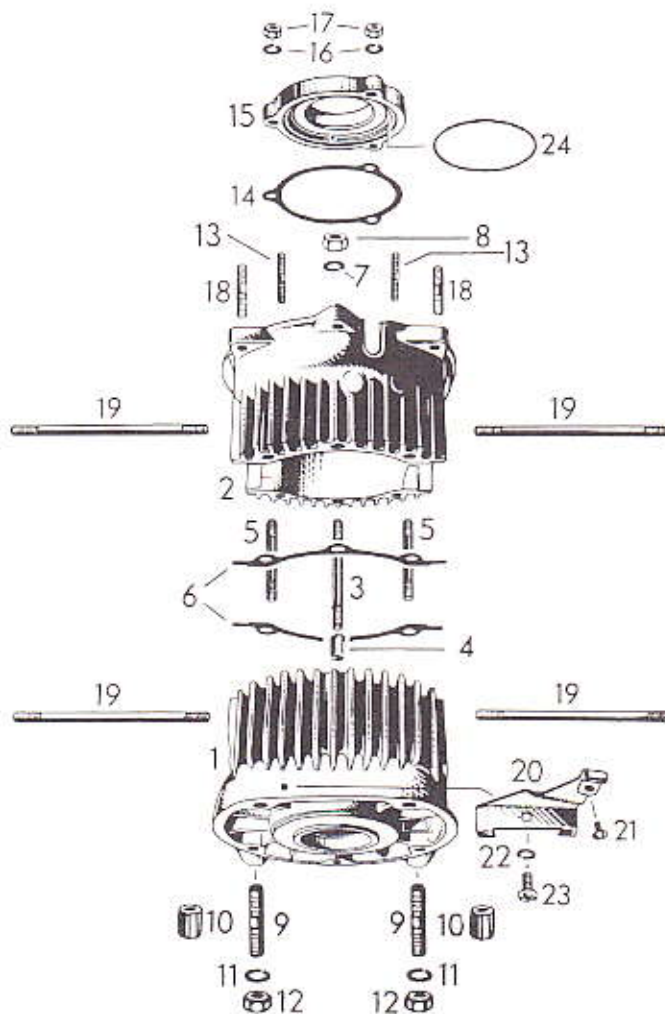
1969

370 cc - MANUAL

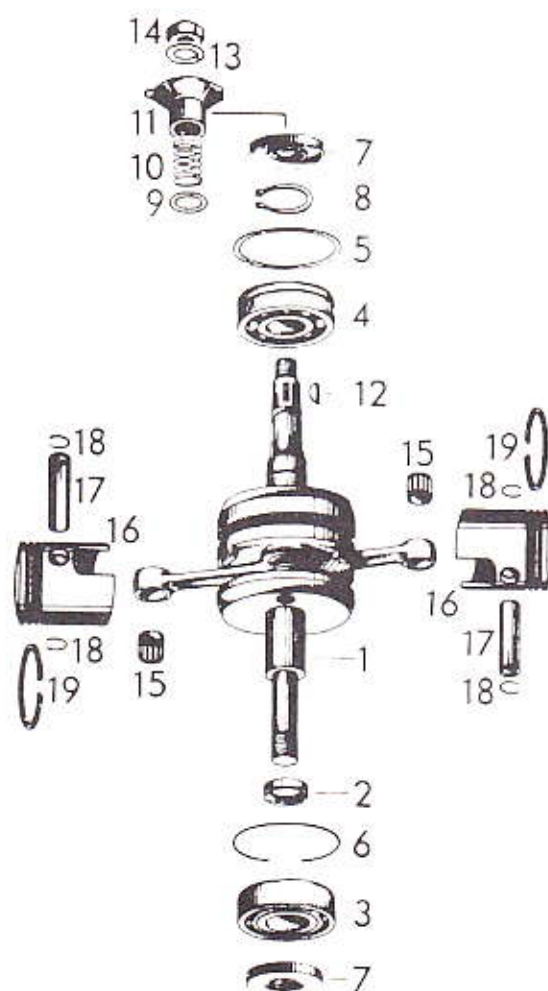
370 cc - ELECTRIC



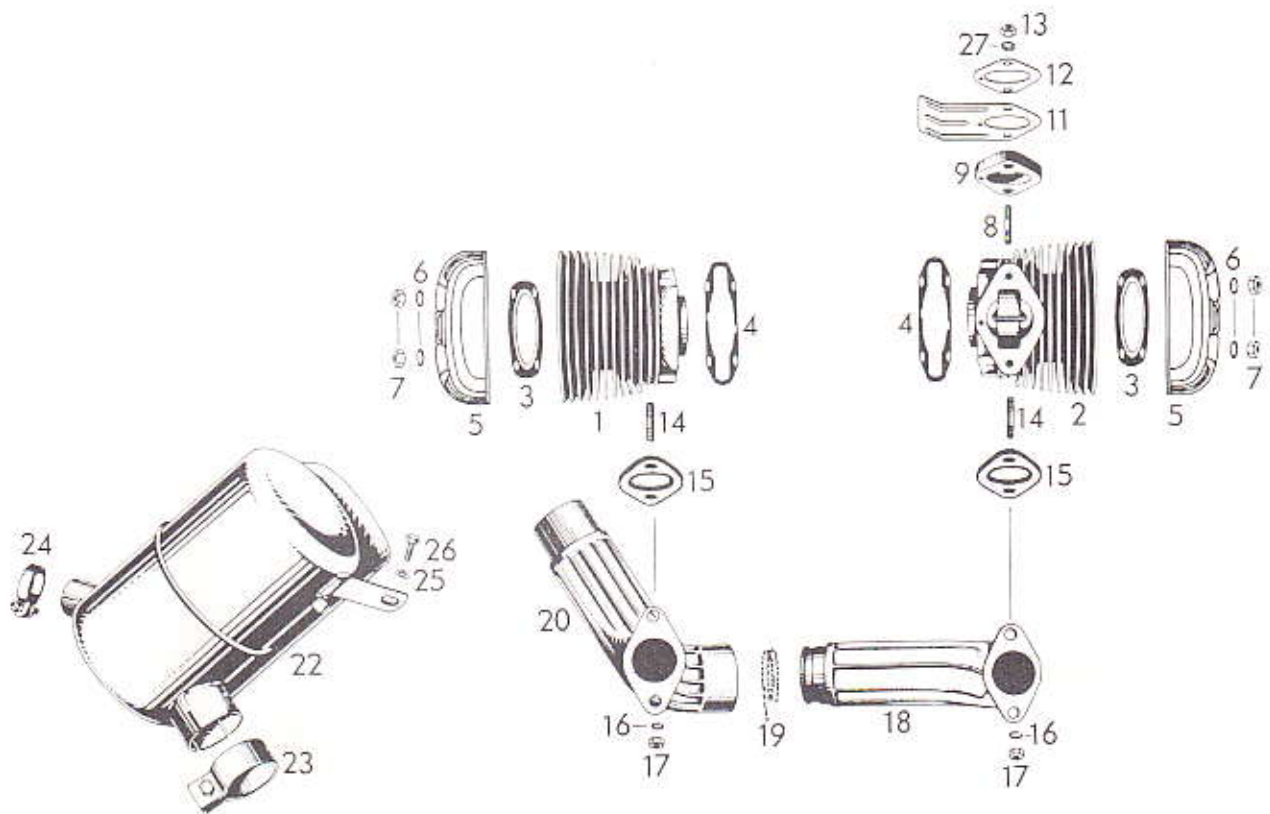
ITEM NO.	PART NO.	DESCRIPTION	QUANTITY		ITEM NO.	PART NO.	DESCRIPTION	QUANTITY	
			370	370E				370	370E
1, 2, 3, 4, 5,	402 0045	Fan cowl ass'y	1	1	18	402 5012	Hex. screw M6 x 15	8	8
1	402 0109	Fan cowl	1	1	19	402 4096	Spring, centrifugal weight	1	1
2	402 0110	Cover, fan cowl	1	1	20	402 7001	Washer, bearing screw	1	1
3	402 0070	Fit bolt M6	2	2	21	402 0146	Centrifugal weight	1	1
4	402 0015	Lock washer 6	4	4	22	402 4094	Bearing screw M6	1	1
5	402 0069	Cyl. screw M6 x 28	4	4	23	402 4089	Stud M6 x 15, starting pulley	2	2
6	402 0084	Labyrinth ring	1	1	24	402 7055	Cover, starter flange	1	1
7	402 0016	Lock washer 8	6	6	26	402 2003	Stud M8 x 18, electric starter	2	2
8	402 0017	Hex. nut M8	6	6	27	402 4005	Electric starter	1	1
9	402 0086	Front cylinder cowl	1	1	28	402 0016	Lock washer 8	2	2
10	402 0054	Rear cylinder cowl	1	1	29	402 2041	Hex. nut M8, for wrench 11 mm	2	2
11	402 0060	Clamp, ignition cable	2	2	30	402 7054	Starter bracket	1	1
12	402 4024	Lock washer 5	8	8	31	402 4022	Washer 5, 3 mm	4	4
13	402 5045	Flat headed screw M5 x 8	8	8	32	402 0105	Hex. stop nut M5	2	2
14	402 2021	Stud M6 x 20, coil mounting bracket	2	2	33	402 0015	Lock washer 6	2	2
15	402 4108	Fan ass'y	1	1	34	402 4028	Cyl. screw M6 x 15	2	2
16	402 4011	Ring gear 101 t.	1	1	35	402 0092	Direction plate	1	1
17	402 0015	Lock washer 6	8	8					



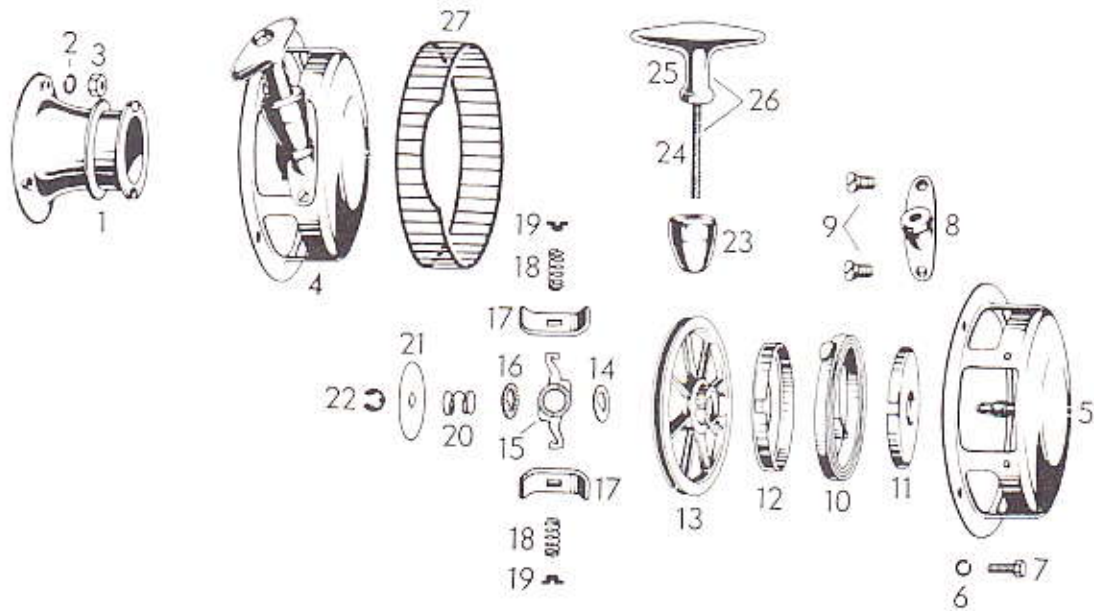
ITEM NO.	PART NO.	DESCRIPTION	QUANTITY 370 370E	ITEM NO.	PART NO.	DESCRIPTION	QUANTITY 370 370E
1, 2, 3, 4, 5,	402 0004	Crankcase Ass'y	1 1	14	402 2076	Gasket, Bearing Cover	1 1
3	402 0010	Stud M8 x 65	2 2	15, 24	402 0111	Bearing Cover with O-ring	1 1
4	402 1015	Dowel Tube	2 2	16	402 0015	Lock Washer 6	3 3
5	402 0007	Stud M8 x 56	4 4	17	402 2053	Hex. Nut M6	3 3
6	402 0013	Crankcase Gasket	2 2	18	402 2003	Stud M8 x 18, Fan Cowl	6 6
7	402 0016	Lock Washer 8	6 6	19	402 0077	Stud M8 x 138, Cylinder	4 4
8	402 0017	Hex. Nut M8	6 6	20, 21	402 0106	Gas Cable Bracket Ass'y	1 1
9	402 0023	Stud M10 x 39	4 4	21	402 5045	Flat Headed Screw M5 x 8	1 1
10	402 0091	Distance Sleeve	4 4	22	402 0015	Lock Washer 6	1 1
11	402 0025	Lock Washer 10	4 4	23	402 0040	Cyl. Screw M6 x 10 (engine without electric starter)	1
12	402 0026	Hex. Nut M10	4 4	24	402 0112	O-ring, Bearing Cover	1 1
13	402 0047	Stud M6 x 18, Bearing Cover	3 3				



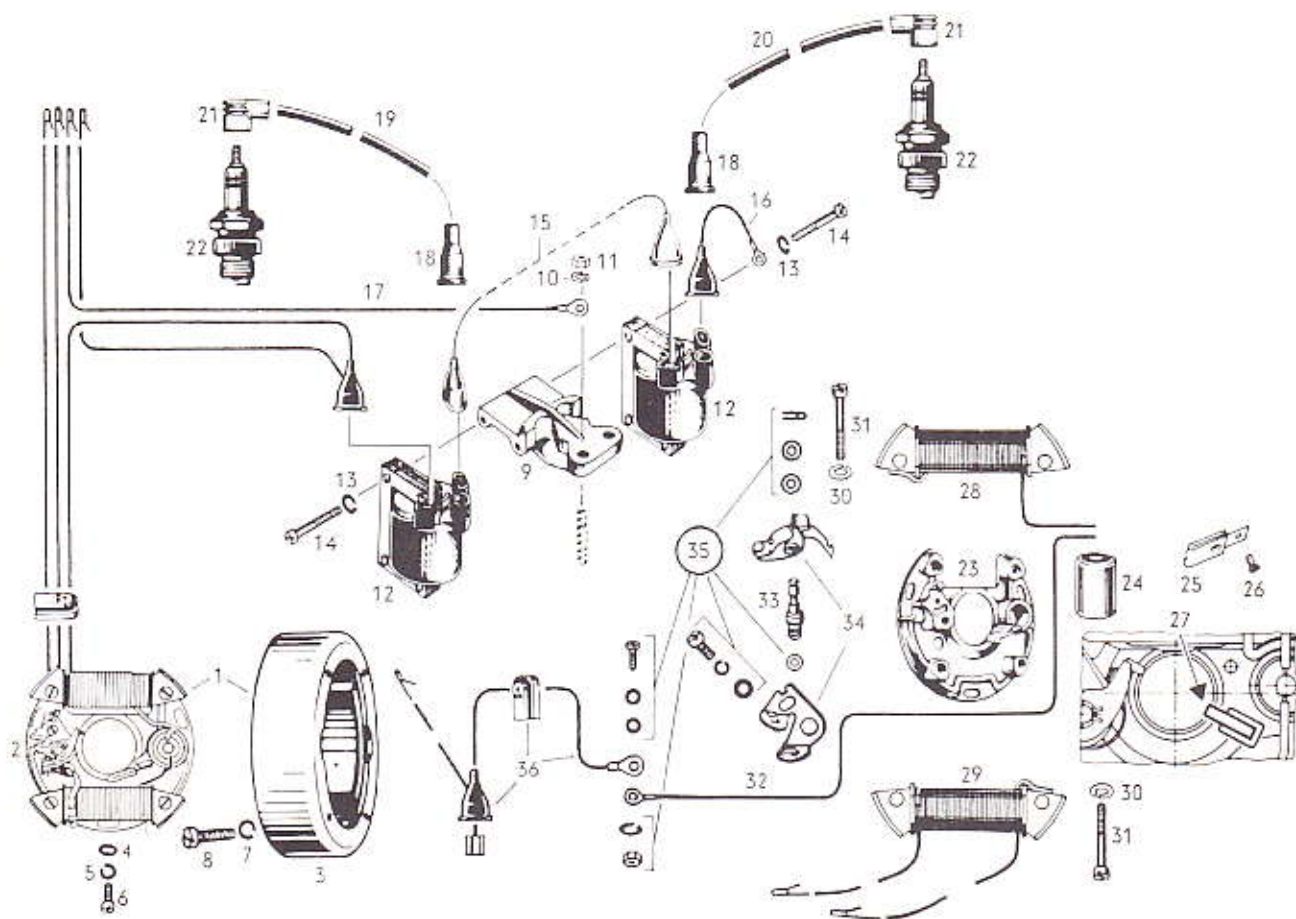
ITEM NO.	PART NO.	DESCRIPTION	QUANTITY 370 370E	ITEM NO.	PART NO.	DESCRIPTION	QUANTITY 370 370E
1	402 1088	Crankshaft Ass'y	1 1	13	402 1040	Lock Washer, Crankshaft	1 1
2	402 1013	Distance Sleeve, Crankshaft	1 1	14	402 1043	Hex. Nut M18 x 1, 5, Crankshaft	1 1
3	402 1008	Roller Bearing	1 1	15	402 1033	Needle Cage, Gudgeon Pin	2 2
4	402 1007	Deep Groove Ball Bearing	1 1	16	402 1044	Piston with 2 Rings, 62 MM Ø, Std.	2 2
5	402 1105	Groove Ring, Ball Bearing	1 1	16	402 1160	Dio., 62,5MM Ø, 1st oversize	2 2
6	402 1068	Locking Ring 72, Roller Bearing	1 1	16	402 1160	Dio., 62,5MM Ø, 1st oversize	2 2
7	402 1003	Oil Seal	2 2	17	402 1063	Gudgeon Pin	2 2
8	402 1041	Circlip 30 x 1, 5	1 1	17	402 1063	Gudgeon Pin	2 2
9	402 1026	Washer, Breaker Cam Spring	1 1	18	402 1067	Circlip, Gudgeon Pin	4 4
10	402 1036	Spring, Breaker Cam	1 1	18	402 1067	Circlip, Gudgeon Pin	4 4
11	402 1127	Breaker Cam	1 1	19	402 1081	Piston Ring 62MM Ø, Std.	4 4
12	402 1010	Woodruff Key	1 1	19	402 1070	Dio., 62,5 MM, Ø, 1st oversize	4 4



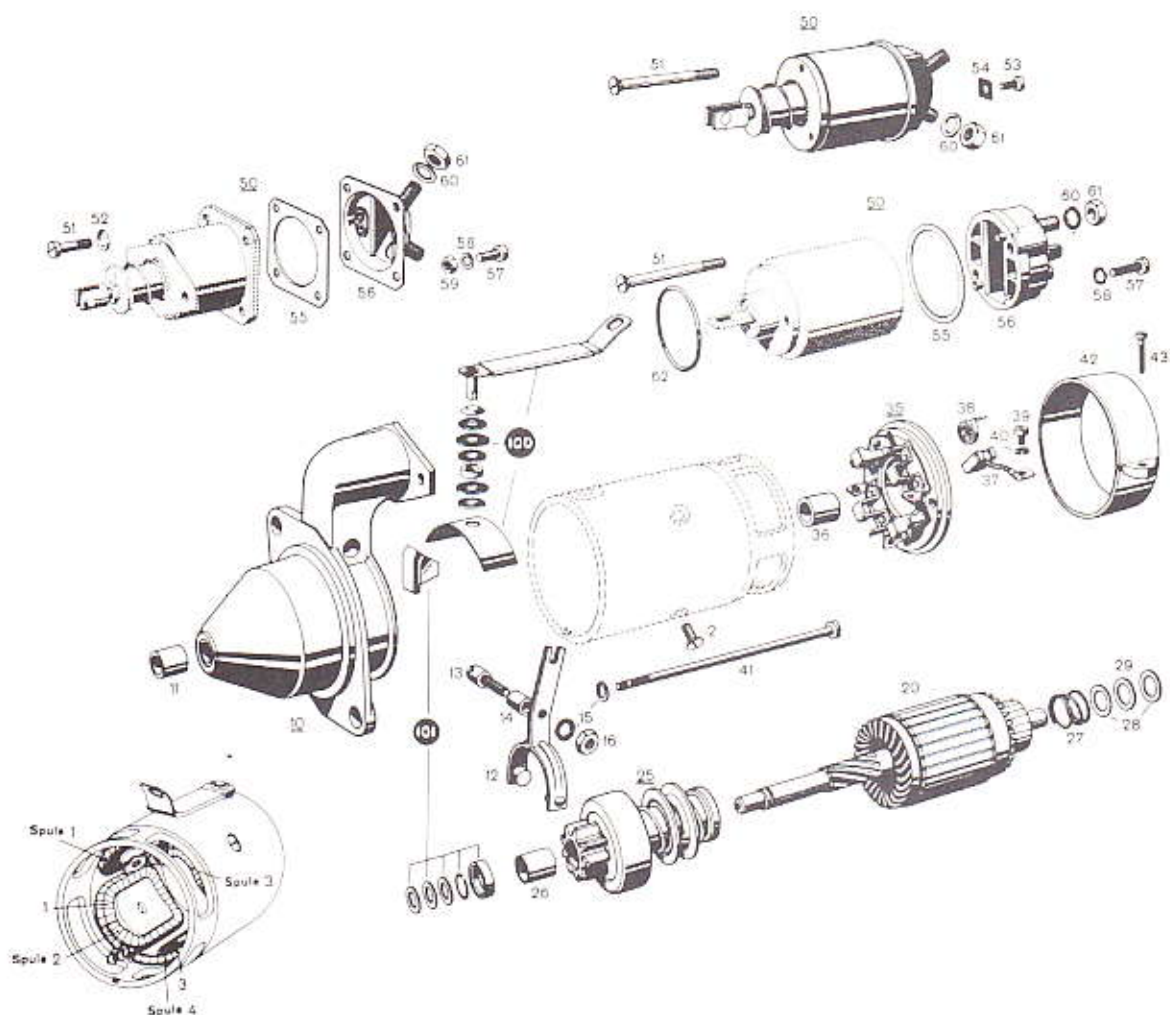
ITEM NO.	PART NO.	DESCRIPTION	QUANTITY		ITEM NO.	PART NO.	DESCRIPTION	QUANTITY	
			370	370E				370	370E
1	402 2079	Front cylinder	1	1	11	402 2075	Carburetor shield	1	1
2	402 2080	Rear Cylinder	1	1	12	402 2078	Gasket, intake flange	1	1
3	402 2027	Gasket, cylinder head	2	2	13	402 2041	Hex. nut M8	2	2
4	402 2074	Gasket, cylinder flange	2	2	14	402 0030	Stud M8 x 21, 5	4	4
5	402 2073	Cylinder head	2	2	15	402 2043	Exhaust gasket	2	2
6	402 0031	Washer, cylinder head	8	8	16	402 2147	Lock washer 8	2	2
7	402 0018	Hex. nut M8	8	8	17	402 0018	Hex. nut M8	4	4
8	402 2022	Stud M8 x 30, for isolating flange 10 mm thick			18	402 2066	Exhaust elbow	1	1
8	402 2159	Stud M8 x 41, for isolating flange 20 mm thick	2	2	19	402 2065	Asbesto string, 320 mm	1	1
9	402 2090	Isolating flange 10 mm thick	1	1	20	402 2067	Exhaust elbow	1	1
9	402 2171	Isolating flange 20 mm thick	1	1	22	402 2064	Muffler ass'y	1	1
					23	402 2050	Clamp, muffler	1	1
					24	402 2049	Clamp, muffler outlet tube	1	1
					25	402 0031	Washer	1	1
					26	402 2001	Hex. screw M8 x 18	1	1
					27	402 2072	Isolating washer	2	2




ITEM NO.	PART NO.	DESCRIPTION	QUANTITY		ITEM NO.	PART NO.	DESCRIPTION	QUANTITY	
			370	370E				370	370E
1	402 5004	Starting Pulley	1	1	13	402 5015	Rope Sheave	1	1
2	402 0015	Lock Washer 6, Starting Pulley	3	3	14	402 5026	D-Washer	1	1
3	402 2053	Hex. Nut M6 Starting Pulley	3	3	15	402 5028	Pivot Arm	1	1
4	402 5041	Rewind Starter Ass'y	1	1	16	402 5027	Friction Washer	1	1
5	402 5008	Starter Housing	1	1	17	402 5029	Pawl	2	2
6	402 0015	Lock Washer 6	4	4	18	402 5030	Pawl Spring	2	2
7	402 3031	Hex. Screw M6 x 12	4	4	19	402 5031	Pawl Spring Stop	2	2
8	402 5009	Starter Stop	1	1	20	402 5032	Friction Spring	1	1
9	402 5037	Countersunk Screw M5 x 8	2	2	21	402 5033	Washer 38 / 6, 5 / 1	1	1
10	402 5022	Rewind Spring	1	1	22	402 5034	Circlip	1	1
11	402 5038	Spring Guide	1	1	23	402 5039	Rubber Buffer	1	1
12	402 5044	Cover, Spring Guide	1	1	24	402 5020	Starter Rope 1500 mm	1	1
10,11,12	402 5023	Spring Cartridge	1	1	25	402 5019	Starter Grip	1	1
					26	402 5021	Starter Rope with Grip	1	1
					27	402 0107	Plastic Protection Sleeve	1	1



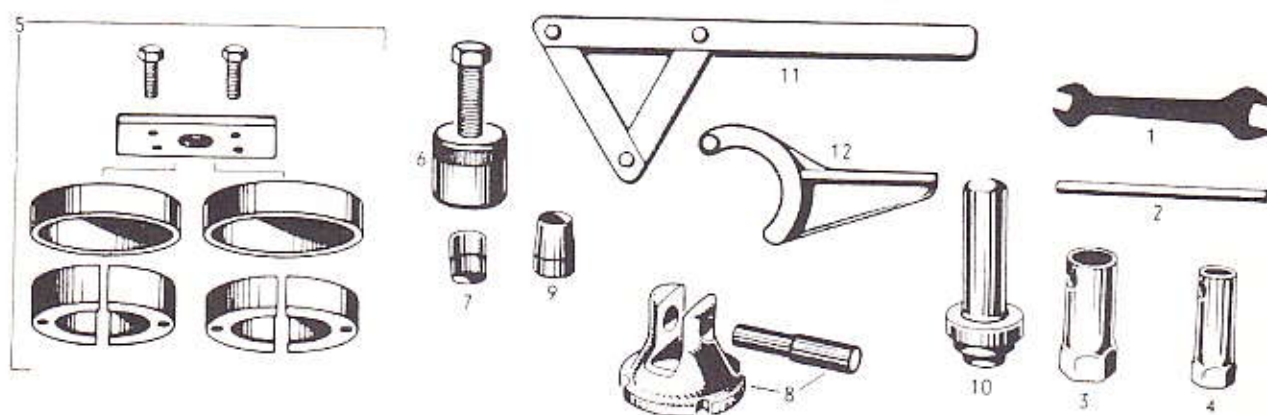
ITEM NO.	PART NO.	DESCRIPTION	QUANTITY		ITEM NO.	PART NO.	DESCRIPTION	QUANTITY	
			370	370E				370	370E
1	402 4171	Magneto generator ass'y 12V 75W	1	1	21	402 4076	Spark plug protector	2	2
2	402 4172	Armature plate ass'y with cable grommet	1	1	22	402 4145	Spark plug BOSCH W240 T1	2	2
3	402 4167	Magneto ring	1	1	23	402 4037	Armature plate alone	1	1
4	402 4022	Washer	3	3	24	402 4068	Condenser	1	1
5	402 4024	Lock washer 5	3	3	25	402 4071	Lubricating wick (to be riveted)	1	1
6	402 5001	Cyl. screw M5 x 15	3	3	26	402 4072	Rivet, lubricating wick	1	1
7	402 0015	Lock washer 6	4	4	27	402 4116	Lubricating wick (to be inserted)	1	1
8	402 4028	Cyl. screw M6 x 15	4	4	28	402 4180	Generator coil	1	1
9	402 4114	Mounting flange, ignition coils	1	1	29	402 4107	Lighting coil with 2 cables 400 mm and contact pins	1	1
10	402 0015	Lock washer 6	2	2	30	402 4024	Lock washer 5	4	4
11	402 2053	Hex. nut M6	2	2	31	402 4048	Cylinder screw M5 x 28, for lighting coil	2	2
12	402 7008	Ignition coil	2	2	31	402 7004	Cyl. screw M5 x 25, for generator coil	2	2
13	402 4024	Lock washer 5	4	4	32	402 4070	Cable, condenser	1	1
14	402 7004	Cyl. screw M5 x 22	3	3	33	402 4049	Pivot pin, contact breaker	1	1
14	402 4179	Flat head screw M5 x 22	1	1	34	402 4050	Contact and breaker points set	1	1
15	402 7010	Connection cable ass'y, blue	1	1	35	402 7016	Parts set	1	1
16	402 7011	Mass cable ass'y, yellow	1	1	36	402 7017	Generator and shorting cables ass'y	1	1
17	402 7012	Mass cable, yellow, 175 mm	1	1					
18	402 7003	Protection cap, ignition coil, cable	2	2					
19	402 7006	Ignition cable 465 mm	1	1					
20	402 7007	Ignition cable 410 mm	1	1					



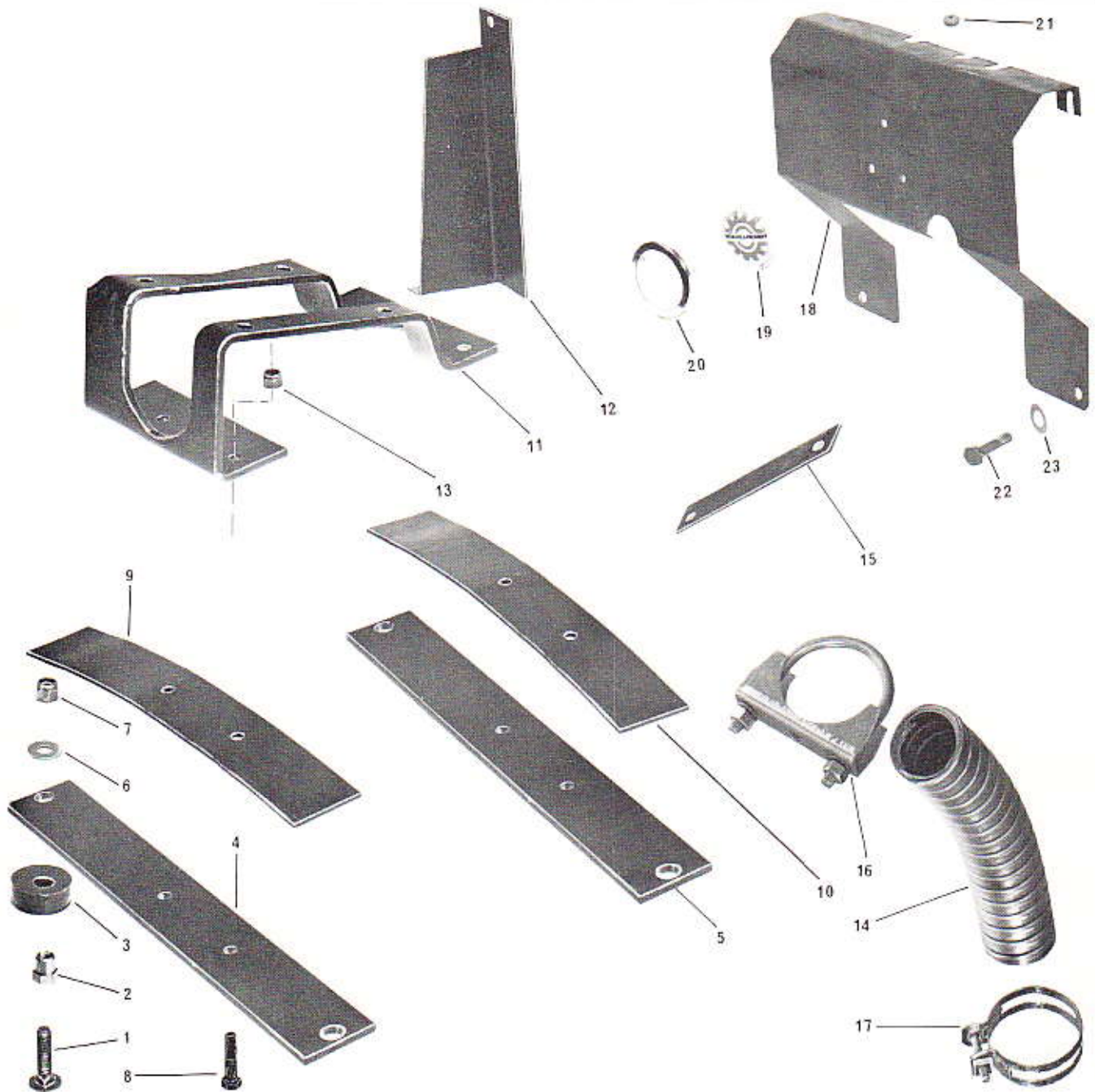
ITEM NO.	PART NO.	DESCRIPTION	QUANTITY 370E	ITEM NO.	PART NO.	DESCRIPTION	QUANTITY 370E
1	402 7052	Field Winding Coils 1 & 2	1	35	402 7034	Commutator End Bracker Ass'y (with Parts III, No. 36 to 40)	1
1	402 7053	Field Winding Coils 3 & 4	1	36	402 7023	Bearing Bushing	1
2	402 7020	Countersunk Screw M6 x 10	4	37	402 7055	Carbon Brush Set (4 pieces)	1
3	402 7051	Connecting Rail	1	38	402 7031	Carbon Brush Spring	4
10	402 7050	Drive End Bracket Ass'y (with Bearing Bushing III, No. 11)	1	39A	402 7036	Cyl. Screw M4 x 8	1
11	402 7023	Bearing Bushing	1	39B	402 7037	Cyl. Screw M4 x 6	3
12	402 7025	Engaging Lever	1	40	402 7025	Engaging Lever	4
13	402 7026	Screw M5	1	41	402 7048	Cyl. Screw M5	2
14	402 7027	Bushing	1	42	402 7040	Closing Band	1
15	402 4024	Lock Washer 5	3	43	402 7038	Cyl. Screw M4 x 20	1
16	402 7049	Hex. Nut M5	1	50	402 7041	Relay Ass'y (with Parts III, No. 53-59)	1
20	402 7056	Armature	1	51	402 7042	Countersunk Screw M5 x 50	3
25	402 7029	Drive Ass'y (with Bearing Bushing III, No. 26)	1	53	402 7035	Cyl. Screw M4 x 8, Terminal 80	1
26	402 7024	Bearing Bushing	1	54	402 7043	Plate, Terminal 50	1
27	402 7030	Helical Spring, Armature Brake	1	60	402 0016	Lock Washer 8	1
28	402 7032	Washer 10.3 / 20 / 0.5 mm, Armature Brake	2	61	402 7044	Hex. Nut M8	1
29	402 7033	Isolating Washer 10.3 / 16 / 1 mm	1	100	402 7047	Parts Set for Terminal	1
				101	402 7046	Parts Set for Armature	1



ITEM NO.	PART NO.	DESCRIPTION	QUANTITY		ITEM NO.	PART NO.	DESCRIPTION	QUANTITY	
			370	370E				370	370E
1	402 3003	Silencer Bottom	1	1	7	386 6119	Lock Nut	3	3
2	402 3007	Silencer Socket	1	1	8	414 0271	Intake Silencer Cap	1	1
3	402 3019	Collar Stud	3	3	9	414 0186	Console Crest	1	1
4	414 0171	Lower Half Intake Silencer	1	1	10	517 0123	Crest Retaining Ring	1	1
5	414 0170	Upper Half Intake Silencer	1	1	11	402 3022	Choker Rod	1	1
6	402 3015	Retaining Disk	1	1	12	402 3020	Choker Button	1	1

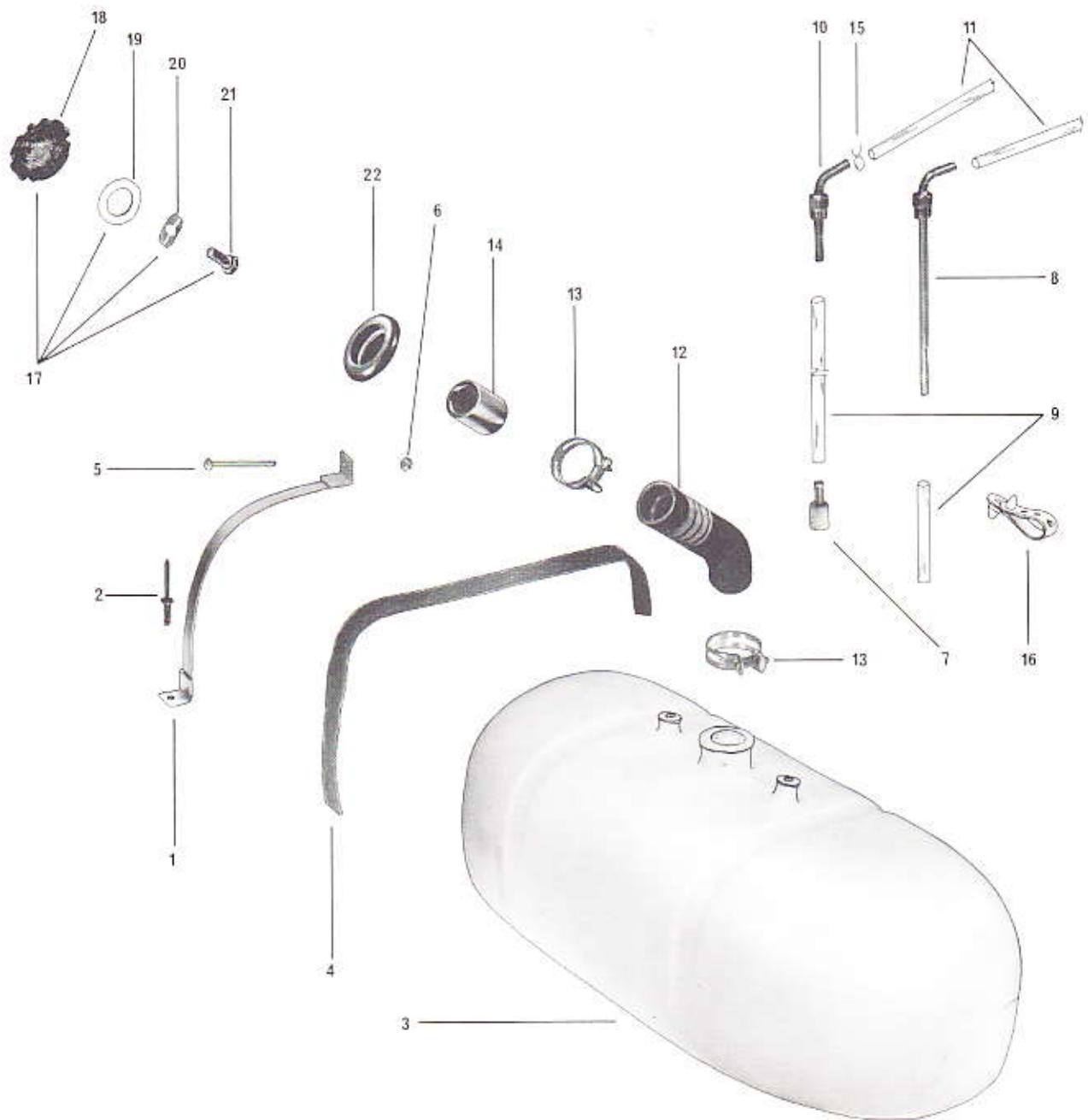


ITEM NO.	PART NO.	DESCRIPTION	ITEM NO.	PART NO.	DESCRIPTION
1,2, 3,4	402 8027	Tool Set	6	402 8004	Puller for Flywheel
1	402 8023	Fork Wrench 10 / 13 mm	7	402 8005	Protection Cap 18 mm
2	402 8039	Pin 8 x 130 mm, Socket Wrench	8	402 8014	Holder with Bolt, Connecting Rod
3	402 8026	Socket Wrench 21 mm, Spark Plug	9	402 8035	Sleeve for Oil Seal
4	402 8024	Socket Wrench 13 mm	10	402 8037	Stamp to mount Oil Seal
4	402 8047	Socket Wrench 11 mm	11	402 8034	Wrench to hold Fan
5	402 8033	Puller Ass'y for Bearings 402 1008 and 402 1007	12	402 8038	Holder, Crankshaft

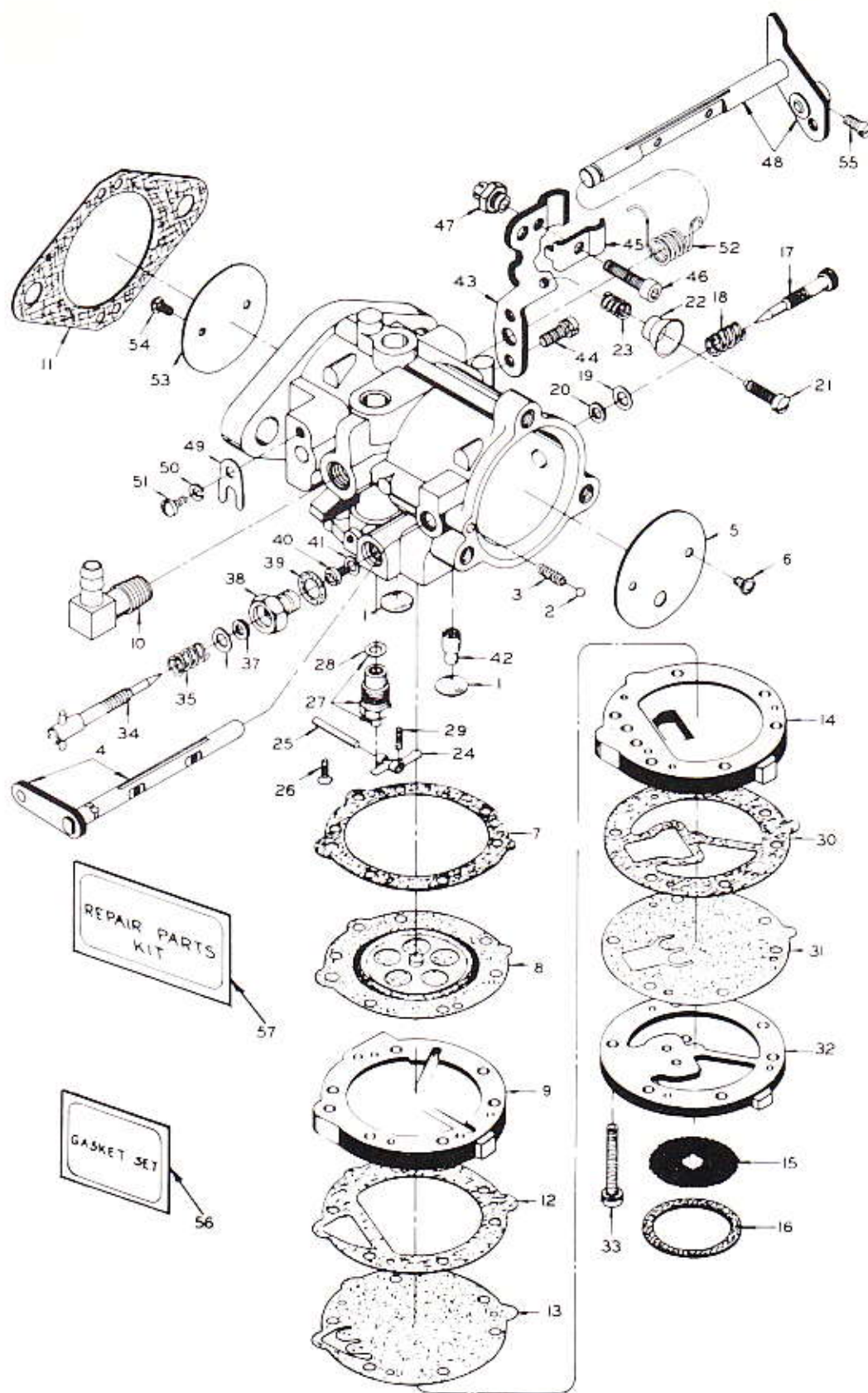


ITEM NO.	PART NO.	DESCRIPTION	QUANTITY			ITEM NO.	PART NO.	DESCRIPTION	QUANTITY		
			370	370E	640E				370	370E	640E
1	360 8007	Carriage Bolt	4	4	4	12	512 0062	Engine Protector			1
2	512 0011	Threaded Bushing	4	4	4	13	386 6022	Nut	4	4	6
3	570 1202	Insulator Rubber	4	4	4	14	514 0020	Exhaust Pipe	1	1	
4	512 0012	Engine Support	2	2		14	514 0034	Exhaust Pipe			1
4	512 0060	Engine Support (Front)			1	15	512 0063	Muffler Bracket			1
5	512 0056	Engine Support (Rear)			1	16	414 0222	Muffler Clamp 2 0	1	1	3
6	399 9006	Flat Washer	4	4	4	17	408 8002	Exhaust Clamp 1-7/8 0			1
7	386 6024	Nut	4	4	4	18	512 0051	Engine Console			1
8	309 8025	Bolt w/Knurling	4	4	6	19	414 0186	Console Crest			1
9	512 0050	Leaf Spring	2	2		20	517 0123	Crest Retaining Ring			1
9	512 0061	Leaf Spring (Front)			1	21	570 1503	Grommet			2
10	512 0057	Leaf Spring (Rear)			1	22	300 5000	Cap Screw			4
11	512 0023	Engine Bracket	1	1		23	399 9032	Flat Washer			4
11	512 0058	Engine Bracket	-	-	1						

NOTE

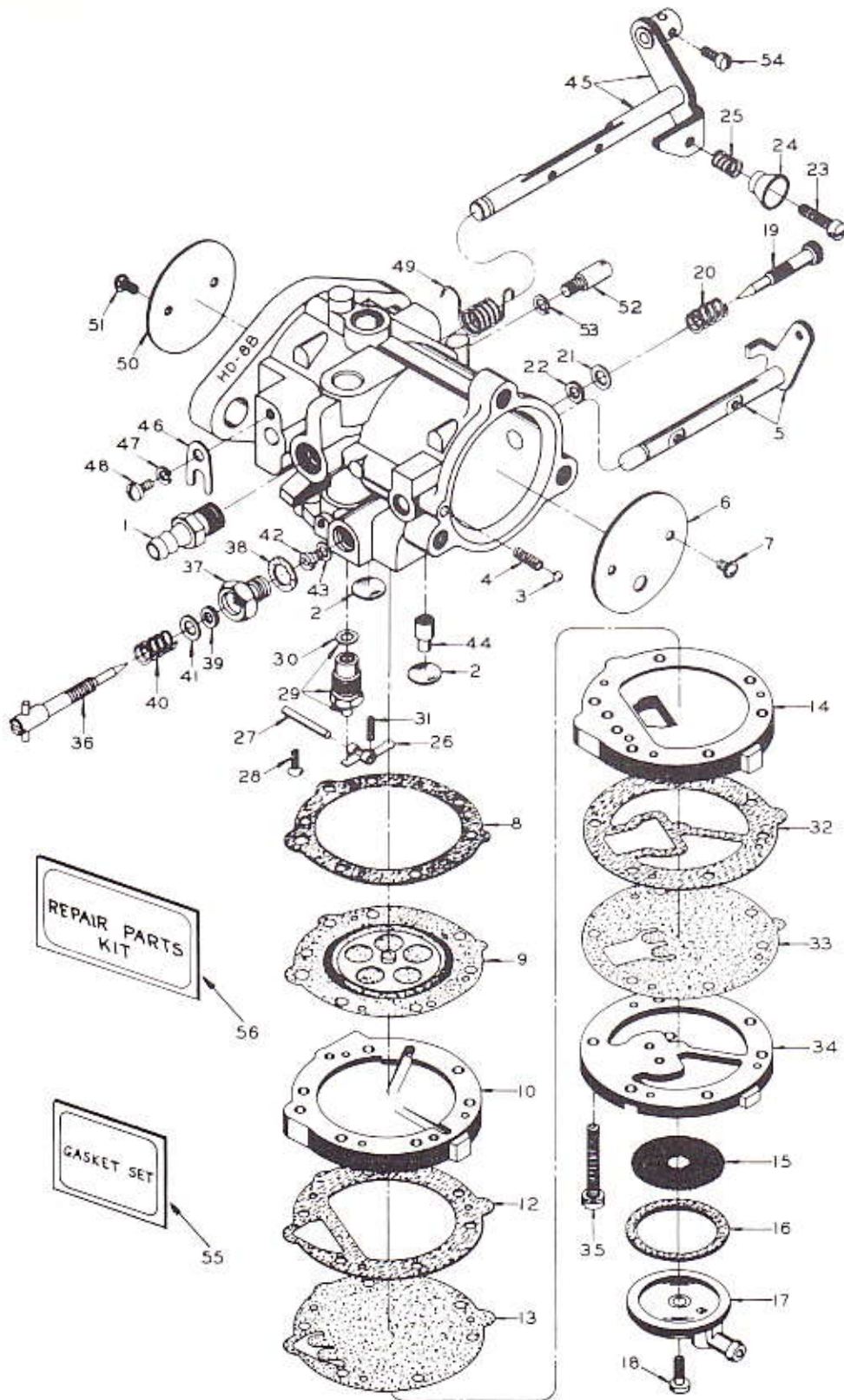


ITEM NO.	PART NO.	DESCRIPTION	QUANTITY			ITEM NO.	PART NO.	DESCRIPTION	QUANTITY		
			370	370E	640E				370	370E	640E
1	513 0027	Retaining Strip	4	4	4	12	570 1303	Filler Pipe	1	1	1
2	390 4003	Pop Rivet	4	4	4	13	408 8002	Clamp	2	2	2
3	414 0355	Fuel Tank	1	1	1	14	513 0044	Filler Neck	1	1	1
4	517 0061	Protector Strip	2	2	2	15	414 0128	Hose Clamp	2	2	2
5	320 1070	Machine Screw	2	2	2	16	410 9031	Plastic Strip	1	1	1
6	386 6013	Nut	2	2	2	17	580 3028	Fuel Tank Cap Ass'y	1	1	1
7	414 0106	Fuel Filter	1	1	1	18	414 0290	Fuel Tank Cap	1	1	1
8	513 0035	Fuel Line Adaptor	1	1	1	19	414 0293	Gasket	1	1	1
9	414 0182	Fuel Line (Mult. 12")	-	-	-	20	513 0047	Spring	1	1	1
10	513 0013	Fuel Line Adaptor	1	1	1	21	300 5080	Bolt	1	1	1
11	414 0130	Fuel Line (Mult. 12")	-	-	-	22	570 1719	Filler Pipe Grommet	1	1	1



ITEM NO.	PART NO.	DESCRIPTION	QUANTITY	ITEM NO.	PART NO.	DESCRIPTION	QUANTITY
1	404 0011	*Body Channel Welch Plug	2	34	404 0055	*High Speed Mixture Screw	1
2	404 0013	Choke Friction Ball	1	35	404 0147	High Speed Mixture Screw Gland	1
3	404 0014	Choke Friction Spring	1	36	404 0144	High Speed Mixture Screw Gland Gasket	1
4	404 0210	Choke Shaft & Lever	1	37	404 0063	High Speed Mixture Screw Packing	1
5	404 0180	Choke Shutter	1	38	404 0068	*High Speed Mixture Screw Spring	1
6	404 0028	Choke Shutter Screw	2	39	404 0058	High Speed Mixture Screw Washer	1
7	404 0031	Diaphragm Gasket	1	40	404 0179	*Main Fuel Jet (.120)	1
8	404 0033	*Diaphragm	1	41	404 0174	Main Fuel Jet Gasket	1
9	404 0165	Diaphragm Cover	1	42	404 0089	Nozzle Check Valve	1
10	404 0211	Elbow Connector Assembly	1	43	404 0214	Throttle Cable Bracket	1
11	404 0212	Flange Gasket	1	44	404 0048	Throttle Cable Bracket Ret. Screw	2
12	404 0166	Fuel Pump Gasket	1	45	404 0215	Throttle Cable Clamp	1
13	404 0167	*Fuel Pump Diaphragm	1	46	404 0216	Throttle Cable Clamp Ret. Screw	1
14	404 0168	Fuel Pump Body	1	47	404 0217	Throttle Cable Clamp Ret. Nut	1
15	404 0181	*Fuel Strainer Screen	1	48	404 0218	Throttle Shaft & Lever	1
16	404 0050	Fuel Strainer Cover Gasket	1	49	404 0104	Throttle Shaft Clip	1
17	404 0054	*Idle Mixture Screw	1	50	404 0105	Throttle Shaft Clip Lockwasher	1
18	404 0068	*Idle Mixture Screw Spring	1	51	404 0106	Throttle Shaft Clip Ret. Screw	1
19	404 0058	Idle Mixture Screw Washer	1	52	404 0219	*Throttle Shaft Return Spring	1
20	404 0063	Idle Mixture Screw Packing	1	53	404 0116	Throttle Shutter	1
21	404 0064	*Idle Speed Screw	1	54	404 0028	*Throttle Shutter Screw	2
22	404 0158	Idle Speed Screw Cup	1	55	404 0220	*Throttle Wire Ret. Screw	1
23	404 0067	*Idle Speed Screw Spring	1	56	404 0221	*Gasket Set	1
24	404 0069	*Inlet Control Lever	1	57	404 0222	Repair Parts Kit	1
25	404 0072	*Inlet Control Lever Pin	1				
26	404 0073	*Inlet Control Lever Pin Ret. Screw	1				
27	404 0169	*Inlet Needle, Seat & Gasket	1				
28	404 0080	Inlet Seat Gasket	1				
29	404 0081	*Inlet Tension Spring	1				
30	404 0170	Inlet Valve Gasket	1				
31	404 0171	*Inlet Valve Diaphragm	1				
32	404 0213	Inlet Valve Body	1				
33	404 0173	Inlet Valve Body Screw & Lockwasher	6				

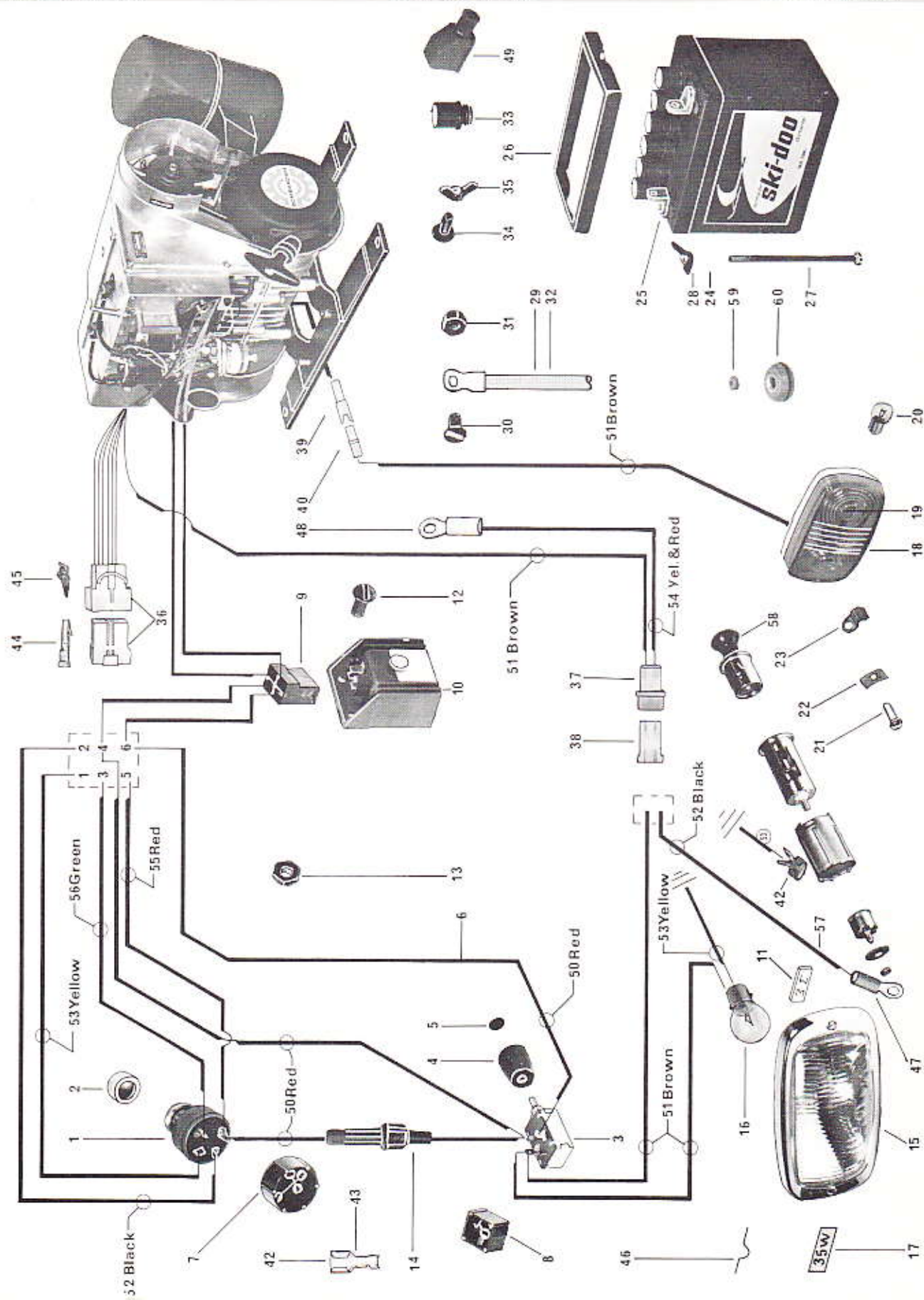
(*) Indicates contents of repair parts kit.



ITEM NO.	PART NO.	DESCRIPTION	QUANTITY 370	ITEM NO.	PART NO.	DESCRIPTION	QUANTITY 370
1	404 0183	Body Channel Line Connection	1	32	404 0170	Inlet Valve Gasket	1
2	404 0011	*Body Channel Welch Plug	2	33	404 0171	*Inlet Valve Diaphragm	1
3	404 0013	Choke Friction Ball	1	34	404 0172	Inlet Valve Body	1
4	404 0014	Choke Friction Spring	1	35	404 0173	Inlet Valve Body Screw & Lockwasher	6
5	404 0021	Choke Shaft & Lever	1	36	404 0055	*High Speed Mixture Screw	1
6	404 0180	Choke Shutter	1	37	404 0147	High Speed Mixture Screw Gland	1
7	404 0028	Choke Shutter Screw	2	38	404 0144	High Speed Mixture Screw Gland Gasket	1
8	404 0031	Diaphragm Gasket	1	39	404 0063	High Speed Mixture Screw Packing	1
9	404 0033	*Diaphragm	1	40	404 0068	*High Speed Mixture Screw Spring	1
10	404 0165	Diaphragm Cover	1	41	404 0058	High Speed Mixture Screw Washer	1
11	404 0207	Flange Gasket	1	42	404 0179	*Main Fuel Jet (.120)	1
12	404 0166	Fuel Pump Gasket	1	43	404 0174	Main Fuel Jet Gasket	1
13	404 0167	*Fuel Pump Diaphragm	1	44	404 0089	Nozzle Check Valve	1
14	404 0168	Fuel Pump Body	1	45	404 0101	Throttle Shaft & Lever	1
15	404 0049	*Fuel Strainer Screen	1	46	404 0104	Throttle Shaft Clip	1
16	404 0050	Fuel Strainer Cover Gasket	1	47	404 0105	Throttle Shaft Clip Lockwasher	1
17	404 0051	Fuel Strainer Cover	1	48	404 0106	Throttle Shaft Clip Ret. Screw	1
18	404 0052	*Fuel Strainer Cover Ret. Screw	1	49	404 0110	*Throttle Shaft Return Spring	1
19	404 0054	*Idle Mixture Screw	1	50	404 0116	Throttle Shutter	1
20	404 0068	*Idle Mixture Screw Spring	1	51	404 0028	*Throttle Shutter Screw	2
21	404 0058	Idle Mixture Screw Washer	1	52	404 0148	Throttle Stop Pin	1
22	404 0063	Idle Mixture Screw Packing	1	53	404 0149	Throttle Stop Pin Lockwasher	1
23	404 0065	*Idle Speed Screw	1	54	404 0135	*Throttle Wire Connection Screw	1
24	404 0158	Idle Speed Screw Cup	1	55	404 0208	*Gasket & Packing Set	1
25	404 0067	*Idle Speed Screw Spring	1	56	404 0184	Repair Parts Kit	1
26	404 0069	*Inlet Control Lever	1				
27	404 0072	*Inlet Control Lever Pin	1				
28	404 0073	*Inlet Control Lever Pin Ret. Screw	1				
29	404 0169	*Inlet Needle, Seat & Gasket	1				
30	404 0080	Inlet Seat Gasket	1				
31	404 0081	*Inlet Tension Spring	1				

(*Indicates contents of Repair Parts Kit

ITEM NO.	PART NO.	DESCRIPTION	QUANTITY 370	ITEM NO.	PART NO.	DESCRIPTION	QUANTITY 370
1	410 1006	Ignition Switch	1	19	409 0005	Pin Contactor	3
2	670 1503	Ignition Switch Boot	1	20	409 0017	Open Barrel	1
3	410 1004	Headlight Switch	1	21	409 2017	Pin & Housing Assembly	1
4	414 0251	Headlight Switch Knob	1	22	409 2009	Receptacle	5
5	581 3015	Harness Assy W/Block	1	23	515 0102	Wire Clamp	1
6	410 9033	Ignition Switch Block	1	24	409 2003	Pin Housing (1 Cir.)	1
7	410 9035	Headlight Switch Block	1	25	409 2004	Socket Housing (1 Cir.)	1
8	414 0281	Label (45W)	1	26	409 6018	Wire Red (Mult. 12'')	-
9	410 9040	Spirap Tubing (Mult. 12'')	-	27	409 6021	Wire Black (Mult. 12'')	-
10	410 6010	Projector	1	28	409 6022	Wire Yellow (Mult. 12'')	-
11	410 5008	Bulb (45W)	1	29	409 6020	Wire Brown (Mult. 12'')	-
12	580 4008	Tail Lamp Assembly	1	30	670 1701	Grommet	1
13	410 9019	Tail Lamp Lens	1	31	410 9016	Grommet	1
14	410 5006	Tail Lamp Bulb	2	32	409 2005	Pin Housing (2 Cir.)	1
15	320 1061	Machine Screw	2	33	409 2006	Socket Housing (2 Cir.)	1
16	387 3013	Nut	2	34	414 0345	Knob Decal	1
17	517 0096	Clip	2	35	389 8010	Speed Nut	2
18	409 0004	Socket Contactor	8	-	099 0004	Vinyl Tape	-

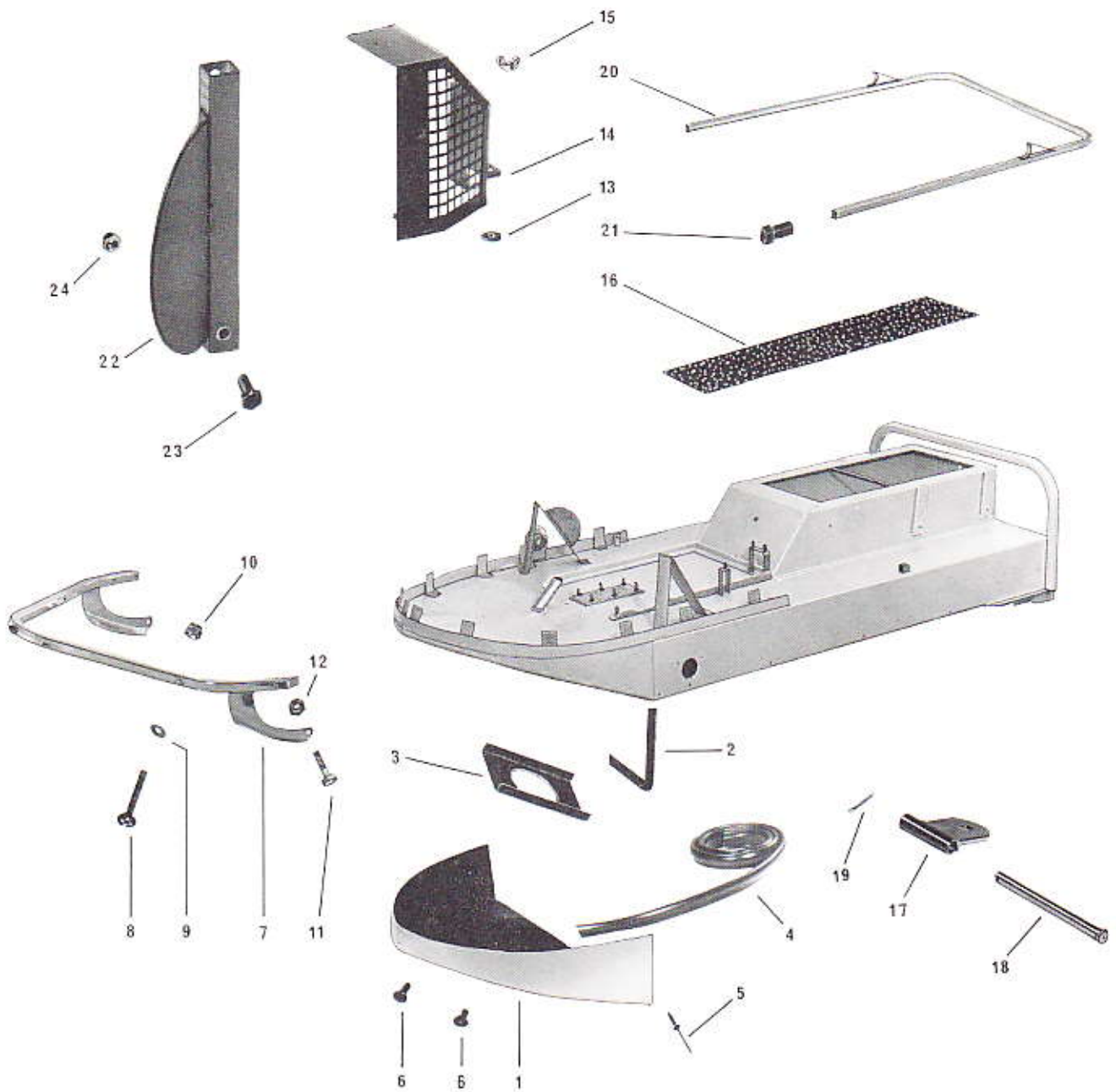


ITEM NO.	PART NO.	DESCRIPTION	QUANTITY		ITEM	PART	DESCRIPTION	QUANTITY	
			370E	640E				370E	640E
1	410 1007	Ignition Switch	1	1	35	386 4022	Wing Nut (P)	1	1
2	670 1503	Ignition Switch Boot	1	1	36	409 2017	Pin & Socket (6 Cir.)	1	1
3	410 1004	Headlight Switch	1	1	37	409 2005	Pin Connector (2 Cir.)	1	1
4	414 0251	Headlight Switch Knob	1	1	38	409 2006	Socket Connector (2 Cir.)	1	1
5	414 0345	Knob Decal	1	1	39	409 2003	Pin Connector (1 Cir.)	1	1
6	581 3016	Harness Assembly	1		40	409 2004	Socket Connector (1 Cir.)	1	1
6	581 3017	Harness Assembly		1	41	409 2010	Tab	2	2
7	410 9033	Ignition Switch Block	1	1	42	409 2014	Receptacle	8	8
8	410 9035	Headlight Switch Block	1	1	43	409 2009	Receptacle 14 Ga.	3	3
9	410 9034	Rectifier Block	1	1	44	409 0004	Socket Contactor	8	8
10	410 9032	Rectifier w/fuse	1	1	45	409 0005	Pin Contactor	4	4
11	389 8010	Speed Nut	2	2	46	515 0102	Wire Clamp	1	1
12	320 0061	Machine Screw	2	2	47	409 0019	Open Barrel	2	2
13	387 3013	Nut	2	2	48	409 0020	Open Barrel	1	1
14	410 9038	Fuse Holder	1	1	49	570 1505	Protection Cap	1	1
15	410 6010	Projector	1	1	50	409 6018	Wire Red 16 Ga. (Mult. 12'')	-	-
16	410 5009	Bulb (35 W.)	1	1	51	409 6020	Wire Brown 16 Ga. (Mult. 12'')	-	-
17	414 0280	Label (35 W.)	1	1	52	409 6021	Wire Black 16 Ga. (Mult. 12'')	-	-
18	580 4008	Tail Lamp Assembly	1	1	53	409 6022	Wire Yellow 16 Ga. (Mult. 12'')	-	-
19	410 9019	Tail Lamp Lens	1	1	54	409 6019	Wire Yellow & Red 16 Ga. (Mult. 12'')	-	-
20	410 5006	Bulb	2	2	55	409 6025	Wire Red 14 Ga. (Mult. 12'')	-	-
21	320 1061	Machine Screw	2	2	56	109 5022	Wire Green 14 Ga. (Mult. 12'')	-	-
22	387 3013	Nut	2	2	57	414 0351	Wire (Lighter)	1	
23	517 0096	Clip	2	2	57	414 0352	Wire (Lighter)		1
24	391 0021	Flat Washer	1	1	58	414 0350	Lighter Ass'y	1	1
25	410 3002	Battery 12V.	1	1	59	670 1701	Grommet	1	1
26	515 0156	Battery Retaining Cover	1	1	60	410 9016	Grommet	1	1
27	515 0096	Rod	2	2	-	410 3003	Acid Container	-	-
28	386 3019	Wing Nut	2	2	-	410 9041	Fuse 5 Amp. 35 Volts	2	2
29	409 6006	Ground Wire	1	1	-	410 9023	Fuse 9 Amp. 35 Volts	1	1
30	323 2102	Machine Screw	1	1	-	099 0004	Vinyl Tape	-	-
31	386 6019	Nut	1	1					
32	409 6026	Current Wire	1	1					
33	410 3004	Battery Cap	6	6					
34	360 5020	Bolt (N)	1	1					
34	360 5050	Bolt (P)	1	1					
35	386 4019	Wing Nut (N)	1	1					


FRAME

BODY

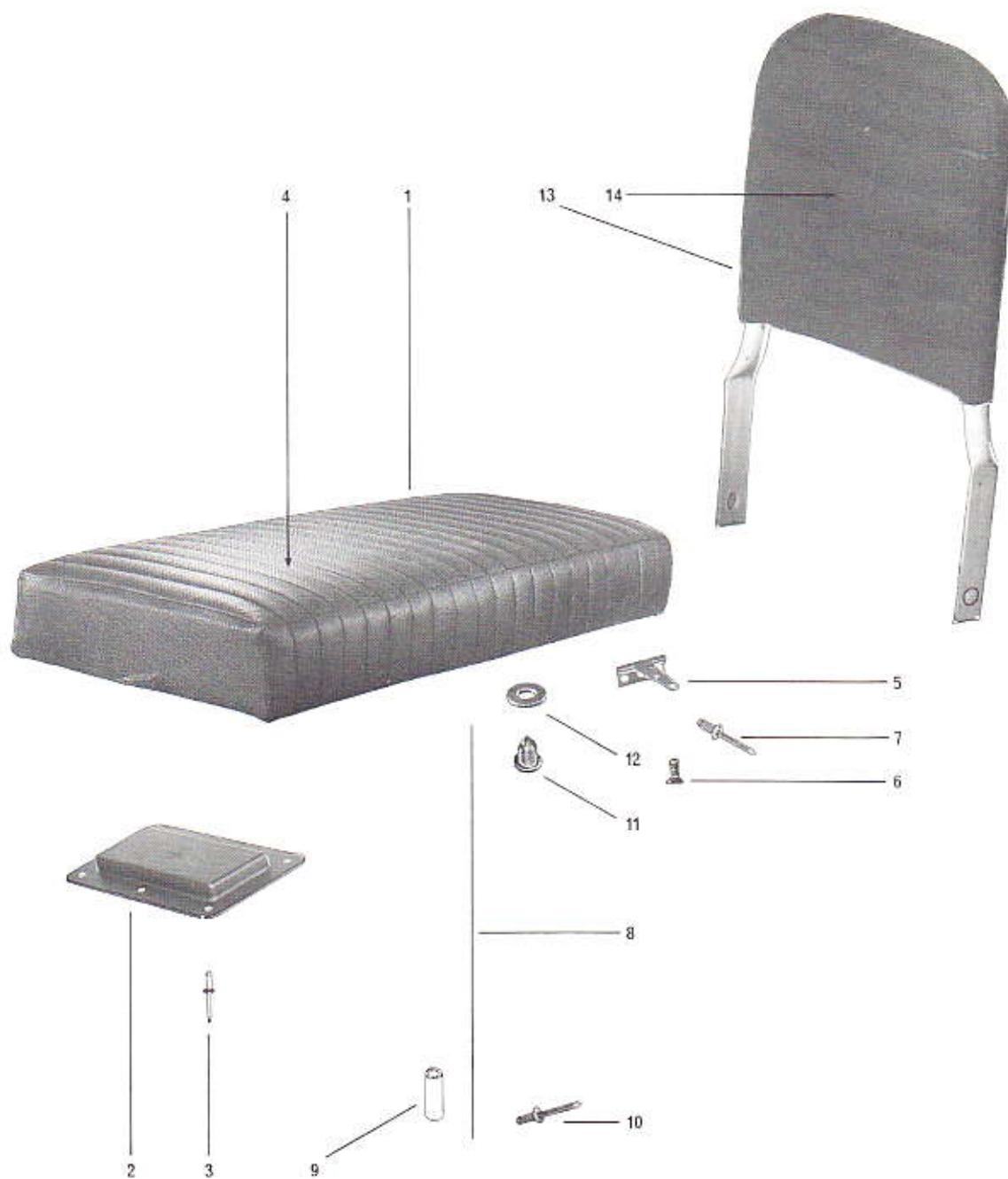
CHASSIS



ITEM NO.	PART NO.	DESCRIPTION	QUANTITY			ITEM NO.	PART NO.	DESCRIPTION	QUANTITY		
			370	370E	640E				370	370E	640E
1	571 1762	Front Bottom Plate	1	1	1	13	570 1711	Rubber Washer	3	3	3
2	414 0188	Plastic Sealer (Mult. 12")	-	-	-	14	517 0143	Pulley Guard	1	1	1
3	517 0054	Plate Seal	1	1	1	15	386 0022	Wing Nut	3	3	3
4	414 0038	Body Moulding	1	1	1	16	517 0172	Foot Pad	2	2	2
5	390 4004	Pop Rivet	14	14	14	17	517 0087	Hitch Plate	1	1	1
6	390 2002	Tubular Rivet	10	10	10	18	517 0097	Pin	1	1	1
6	390 2001	Tubular Rivet	20	20	20	19	371 8002	Cotter Pin	1	1	1
7	517 0161	Ski Holder	1	1	1	20	518 0133	Jack	1	1	1
8	327 5106	Machine Screw	4	4	4	21	570 1728	End Cap	2	2	2
9	391 0021	Flat Washer	4	4	4		414 0066	Epoxy Glue	-	-	-
10	386 6019	Nut	4	4	4	22	518 0084	Pulley Guard Holder	1	1	1
11	300 3041	Bolt	2	2	2	23	300 0004	Bolt	1	1	1
12	386 6022	Nut	2	2	2	24	386 6019	Nut	1	1	1



ITEM NO.	PART NO.	DESCRIPTION	QUANTITY			ITEM NO.	PART NO.	DESCRIPTION	QUANTITY		
			370	370E	640E				370	370E	640E
1	580 3012	Cab ass'y.	1			8	414 0259	R.H. Stripe	1	1	1
1	580 3032	Cab ass'y.		1		8	414 0260	L.H. Stripe	1	1	1
1	580 3037	Cab ass'y.			1	9	570 1731	L.H. scoop ring	1	1	1
2	571 1750	Cab bonding	1	1	1	9	570 1740	R.H. scoop ring	1	1	1
3	414 0062	Hood catch	2	2	2	10	414 0283	R.H. louvre	1	1	1
4	399 9003	Flat washer	14	14	14	10	414 0284	L.H. louvre	1	1	1
5	390 4001	Pop rivet	14	14	14	11	390 4007	Pop rivet	12	12	12
6	414 0238	Identification label	2			12	414 0254	Windshield	1	1	1
6	414 0239	Identification label		2		13	570 1720	Windshield anchor strip	1	1	1
6	414 0240	Identification label			2	14	517 0142	Windshield anchor tab	9	9	9
7	414 0248	Bombardier crest	2	2	2	15	414 0255	Moulding (Mult. 12'')	-	-	-



ITEM NO.	PART NO.	DESCRIPTION	QUANTITY			ITEM NO.	PART NO.	DESCRIPTION	QUANTITY		
			370	370E	640E				370	370E	640E
1	580 3027	Seat ass'y.	1	1	1	8	414 0385	Seat cable (Mult. 12'')	-	-	-
2	571 1724	Offset cover	1	1	1	9	409 0012	Parallele-connector	2	2	2
3	390 4012	Pop rivet	6	6	6	10	390 4013	Pop rivet	1	1	1
4	414 0339	Leatherette	1	1	1	11	320 0061	Machine screw	1	1	1
5	414 0151	Hinge	2	2	2	12	391 0017	Flat washer	1	1	1
6	324 1060	Machine screw	6	6	6	13	580 3026	Padded backrest ass'y.	1	1	1
7	390 4011	Pop rivet	6	6	6	14	414 0338	Leatherette	1	1	1

BOMBARDIER

LTD/LTÉE

ski-doo

OLYMPIC 1969

OLYMPIC S/S 12/3

OLYMPIC S/S 320

OLYMPIC TNT 399

NORDIC TNT 669

**DIVISION SKI-DOO DIVISION
PARTS MANUAL
MANUEL / PIÈCES**

VALCOURT QUEBEC CANADA

GENERAL INFORMATION

PARTS CATALOGUE

ILLUSTRATIONS

The illustrations figuring in this parts catalogue show the typical construction of the different assemblies and, in all cases, may not reproduce the full detail or exact shape of the parts shown, however, they represent parts which have the same or a similar function.

BOMBARDIER SKI-DOO

MODEL - MODÈLE

OLYMPIC 292CC - MANUAL

OLYMPIC 335CC - MANUAL

OLYMPIC 399CC - MANUAL

NORDIC 669CC - MANUAL

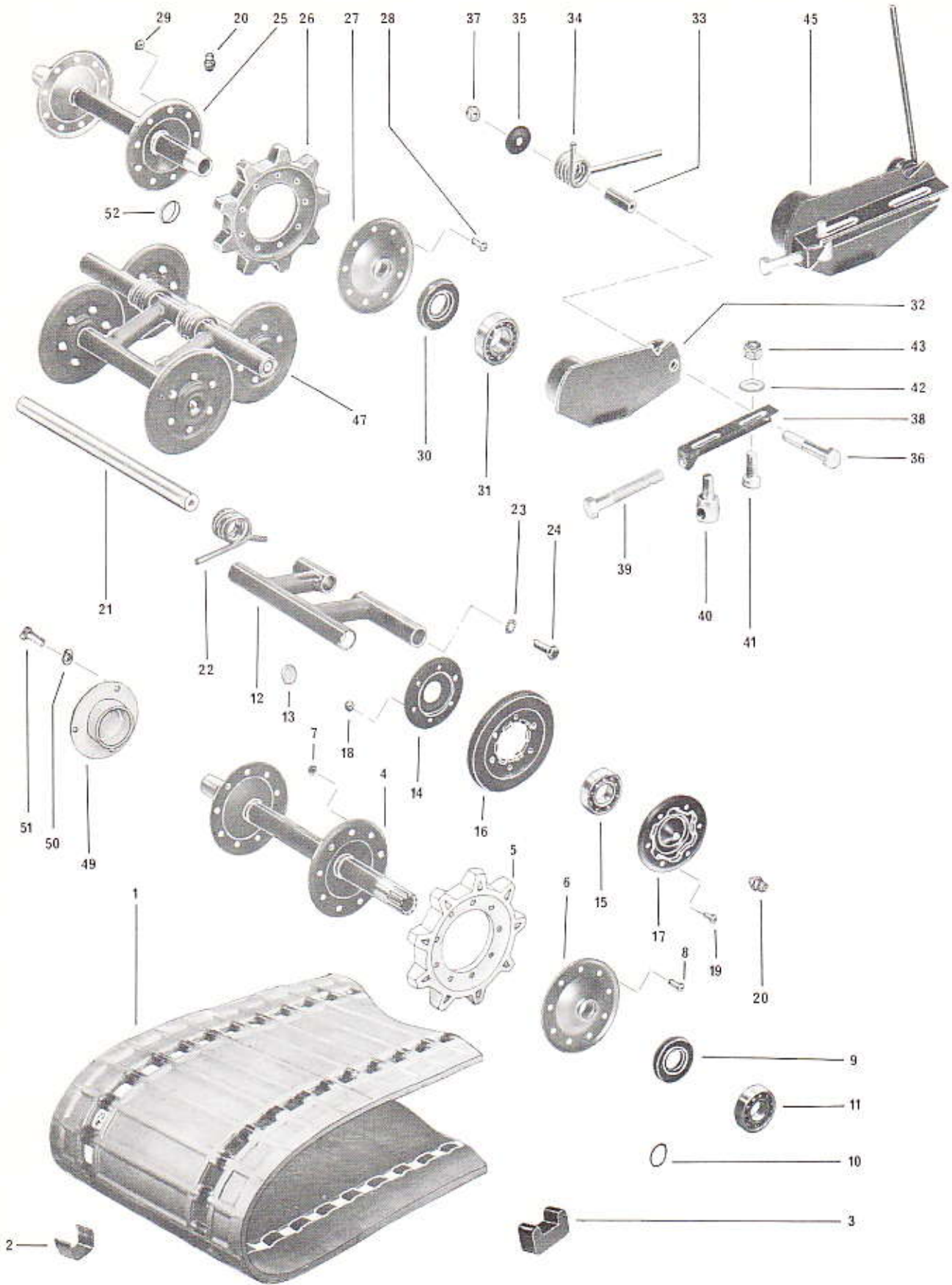
ILLUSTRATIONS


Les illustrations qui figurent dans ce catalogue de pièces montrent la construction typique des ensembles variés et dans tous les cas peuvent ne pas indiquer la forme exacte, ou le détail de la pièce voulue; cependant, elles ont pour but d'identifier des pièces qui ont la même fonction ou une fonction similaire -

INFORMATION GÉNÉRALE


CATALOGUE / PIÈCES

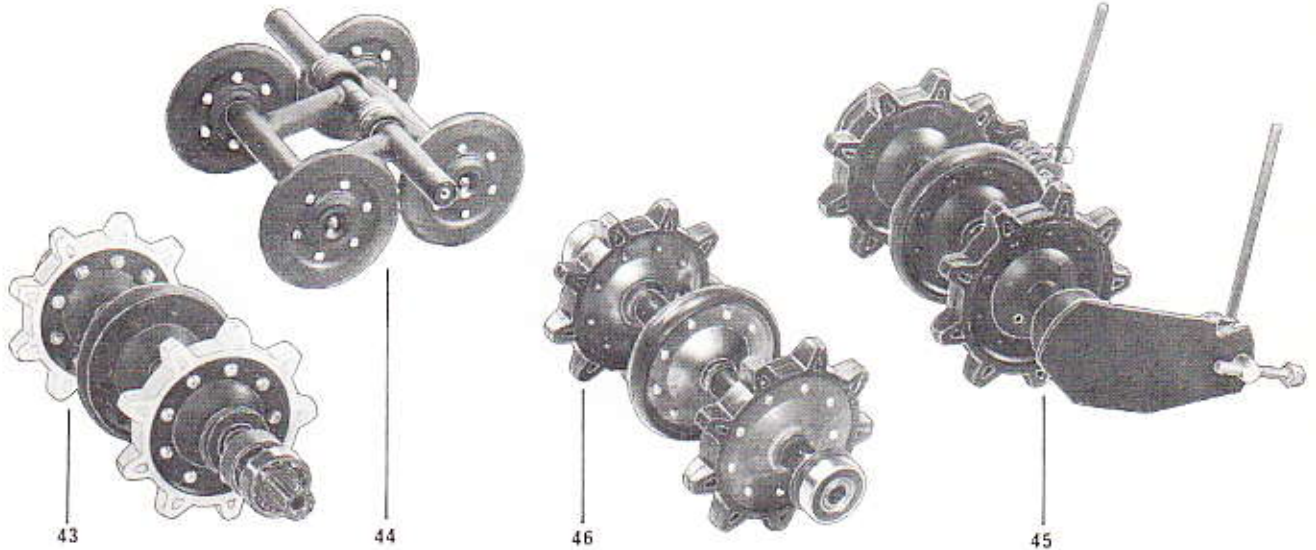
DESCRIPTION	SECTION
TRACK	0
DRIVE	I
WHEEL	II
SUSPENSION	III
TRANSMISSION	IV
SKI	V
STEERING	VI
BRAKE	VII
THROTTLE	X
ENGINE & EXHAUST	XII
FUEL	XIII
ELECTRICAL	XV
BODY	XVII
—————	
CHENILLE	0
COMMANDE	I
ROUE	II
SUSPENSION	III
TRANSMISSION	IV
SKI	V
CONDUITE	VI
FREIN	VII
ACCÉLÉRATEUR	X
MOTEUR & ÉCHAPPEMENT	XII
ESSENCE	XIII
SYSTÈME ÉLECTRIQUE	XV
CHASSIS	XVII





ITEM NO.	PART NO.	DESCRIPTION	QUANTITY		ITEM NO.	PART NO.	DESCRIPTION	QUANTITY	
			12/3 SS	320 SS				12/3 SS	320 SS
1	570 0002	Track Assembly	1	1	30	570 0301	Seal	2	2
2	570 0003	Track Insert	—	—	31	405 4002	Bearing	2	2
3	529 0003	Insert Block (Tool)	—	—	32	503 0035	R.H. Link Plate	1	1
4	501 0012	Drive Axle	1	1	32	503 0036	L.H. Link Plate	1	1
5	414 0001	Sprocket	2	2	33	503 0040	Adjuster Sleeve	2	2
6	501 0018	Mobile Flange	2	2	34	503 0033	R.H. Spring	1	1
7	387 2019	Nut	18	18	34	503 0034	L.H. Spring	1	1
8	320 1102	Machine Screw	18	18	35	503 0016	Retainer Washer	2	2
9	581 1017	Seal (W/Spring)	2	2	36	300 1048	Bolt	2	2
10	414 0153	Spring (For Seal)	2	2	37	386 6022	Nut	2	2
11	405 4002	Bearing	2	2	38	503 0008	R.H. Bracket	1	1
12	502 0002	Wheel Support	6	6	38	503 0012	L.H. Bracket	1	1
13	502 0011	Cap	12	12	39	309 8004	Bolt	2	2
14	502 0015	Inner Flange	12	12	40	503 0027	Adjuster Eye Bolt	2	2
15	405 4002	Bearing	12	12	41	300 0041	Bolt	2	2
16	570 0205	Tire	12	12	42	399 9007	Flat Washer	2	2
17	502 0016	Outer Flange	12	12	43	386 7001	Nut	4	4
18	387 3013	Nut	72	72	44	581 0006	Rear Hub Assembly	1	1
19	320 1062	Machine Screw	72	72	45	581 0112	R.H. Link Plate Assembly	1	1
20	408 2001	Grease Fitting	14	14	45	581 0113	L.H. Link Plate Assembly	1	1
21	502 0008	Cross Shaft	3	3	46	580 1065	Suspension Assembly	1	1
22	502 0010	Spring	6	6	47	580 0204	Wheel Assembly	3	3
23	399 8001	Tooth Lock Washer	6	6	48	580 1026	Drive Axle Assembly	1	1
24	300 8043	Bolt	6	6	49	501 0007	End Bearing Housing	1	1
25	503 0002	Rear Hub	1	1	50	392 0019	Lock Washer	3	3
26	570 0101	Sprocket	2	2	51	300 0000	Bolt	3	3
27	501 0018	Mobile Flange	2	2	52	503 0051	Cap	2	2
28	320 1062	Machine Screw	18	18					
29	387 3013	Nut	18	18					





ITEM NO.	PART NO.	DESCRIPTION	QUANTITY		ITEM NO.	PART NO.	DESCRIPTION	QUANTITY	
			399 TNT	669 TNT				399 TNT	669 TNT
1	570 0002	Track Assembly	1		27	502 0008	Cross Shaft	3	
1	570 0004	Track Assembly		1	27	502 0014	Cross Shaft		3
2	570 0003	Track Insert	—	—	28	399 8001	Tooth Lock Washer	6	6
3	529 0003	Insert Block (Tool)	—	—	29	300 8043	Bolt	6	6
4	501 0016	Drive Axle w/idler	1		30	503 0039	Rear Hub w/idler	1	
4	501 0020	Drive Axle w/idler		1	30	503 0045	Rear Hub w/idler		1
5	414 0001	Sprocket	2	2	31	414 0327	Sprocket	2	2
6	501 0018	Mobile Flange	4	4	32	570 0301	Seal	2	2
7	387 2019	Nut	36	36	33	405 4002	Bearing	2	2
8	320 1102	Machine Screw	36	36	34	503 0035	R.H. Link Plate	1	1
9	581 1017	Seal (w/spring)	2	2	34	503 0036	L.H. Link Plate	1	1
10	414 0153	Spring (For Seal)	2	2	35	503 0028	Adjuster Eye Bolt	2	2
11	405 4002	Bearing	2	2	36	309 8027	Bolt	2	2
12	501 0007	End Bearing Housing	1	1	37	391 0023	Flat Washer	2	2
13	300 0000	Bolt	3	3	38	503 0044	Hardened Washer	2	2
14	414 0303	Idler	2	2	39	503 0040	Adjuster Sleeve	2	2
15	392 0019	Lock Washer	3	3	40	503 0033	R.H. Spring	1	1
16	501 0015	Drive Axle Spacer	1		40	503 0034	L.H. Spring	1	1
16	501 0021	Drive Axle Spacer		1	41	503 0016	Retainer Washer	2	2
17	502 0002	Wheel Support	6		42	386 6022	Nut	4	4
17	502 0021	Wheel Support		6	43	580 0202	Drive Axle Assembly	1	
18	502 0011	Cap	12	12	43	580 0213	Drive Axle Assembly		1
19	502 0015	Inner Flange	12	12	44	580 0204	Wheel Assembly (Front)	2	
20	405 4002	Bearing	12	12	44	580 0205	Wheel Assembly (Rear)	1	
21	570 0205	Tire	12		44	580 0216	Wheel Assembly (Front)		2
21	570 0206	Tire		12	44	580 0217	Wheel Assembly (Rear)		1
22	502 0016	Outer Flange	12	12	45	580 0207	Suspension Assembly	1	
23	387 3013	Nut	90	90	45	580 0218	Suspension Assembly		1
24	320 1062	Machine Screw	90	90	46	581 0201	Rear Hub Assembly	1	
25	408 2001	Grease Fitting	14	14	46	581 0208	Rear Hub Assembly		1
26	502 0010	Spring (Front 1/4 Ø)	4	4	47	503 0049	Cap	2	2
26	502 0020	Spring (Rear 9/32 Ø)	2	2					

BOMBARDIER LTD./LTÉE

LITHO'D IN CANADA

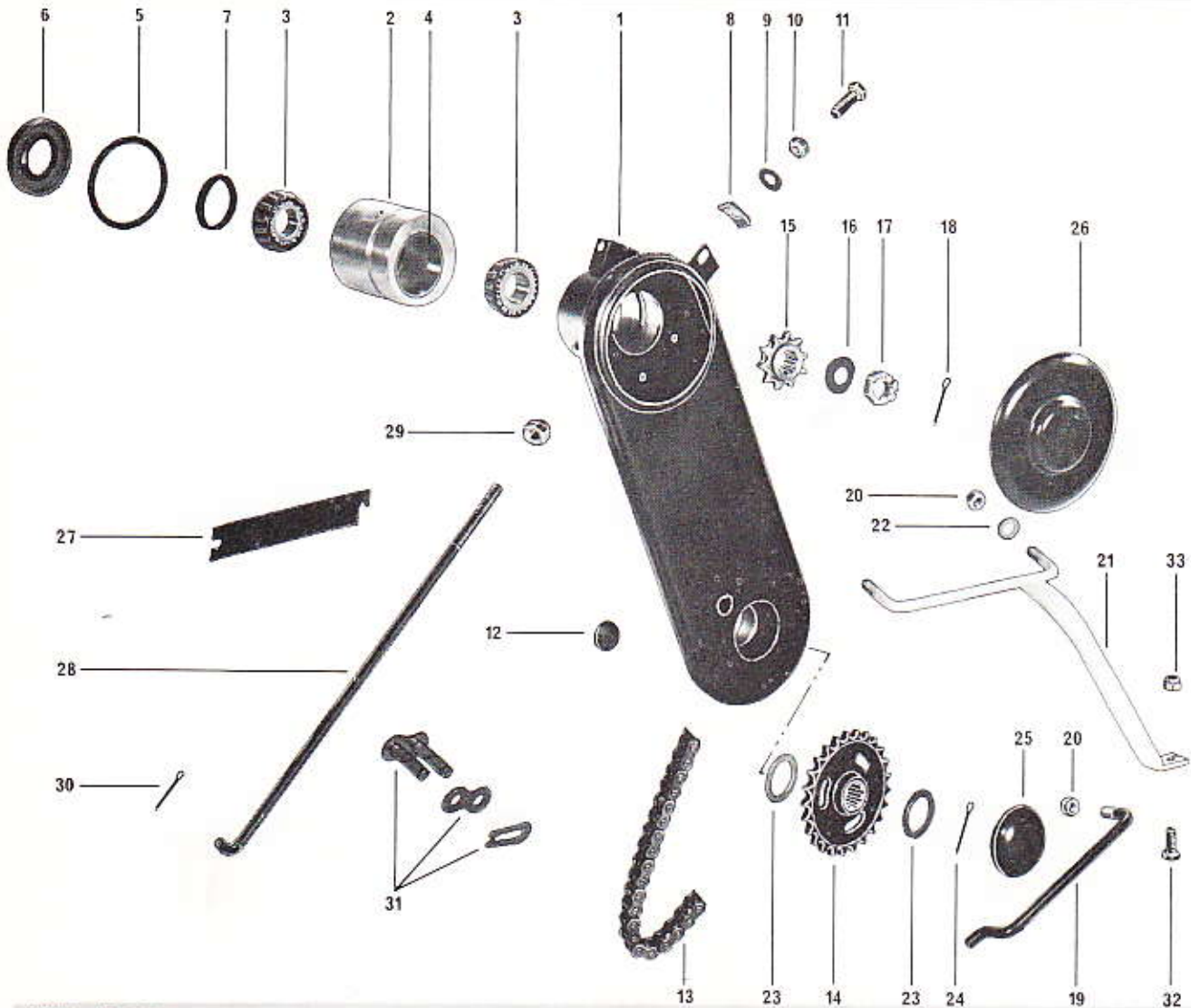
SECTION 0-I-II-III - PAGE 4

NOVEMBER - 1968 IBM 480 1010

CHAIN CASE

TRANSMISSION

CHAIN CASE



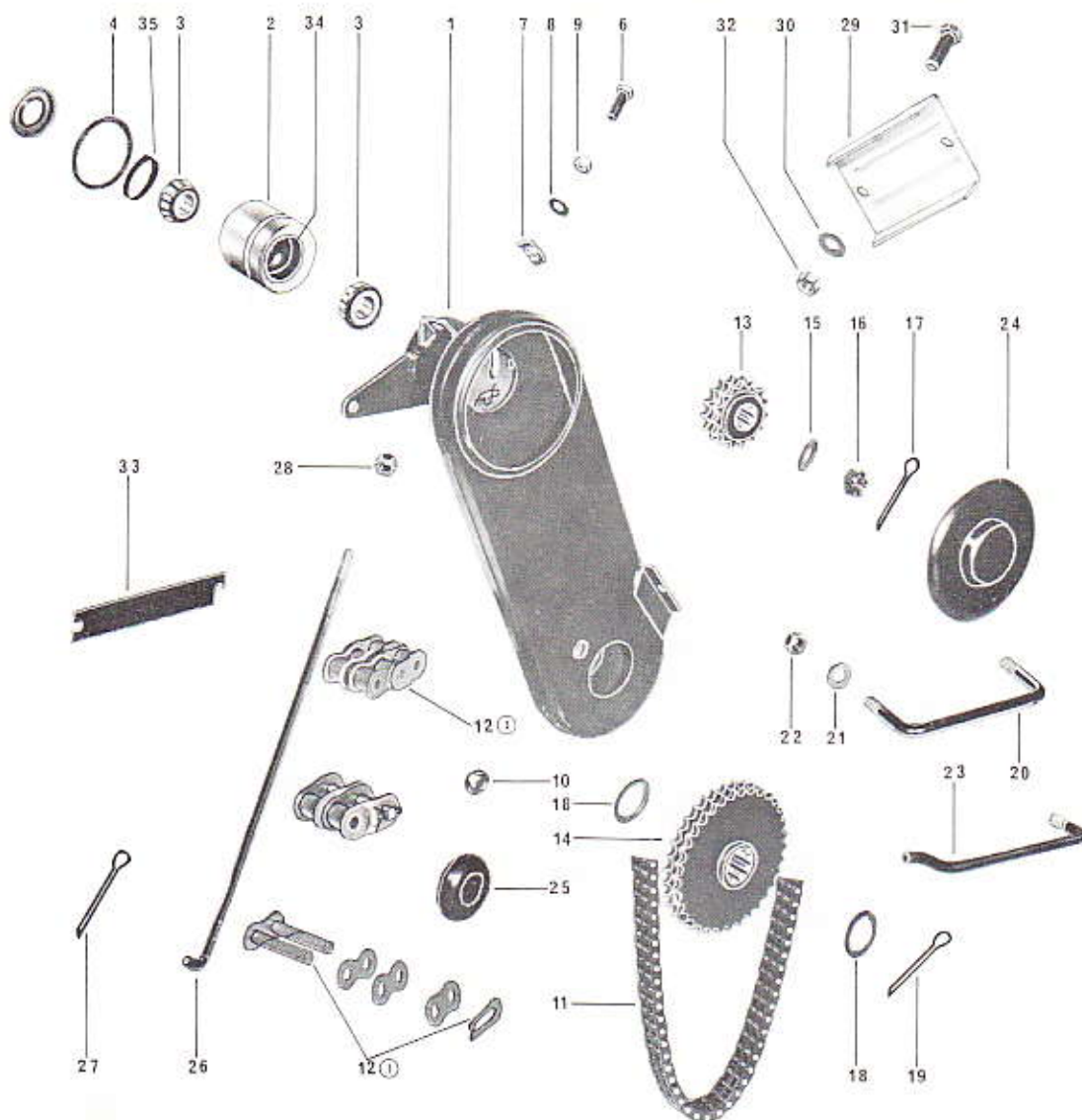
ITEM NO.	PART NO.	DESCRIPTION	QUANTITY			ITEM NO.	PART NO.	DESCRIPTION	QUANTITY		
			12/3 SS	320 SS	399 TNT				12/3 SS	320 SS	399 TNT
1	504 0034	Chain Case	1			16	504 0015	Shaft Washer	1	1	1
1	504 0040	Chain Case		1		17	381 2028	Nut	1	1	1
1	504 0049	Chain Case			1	18	371 0011	Cotter Pin	1	1	1
2	504 0053	Tensioner w/cup	1	1	1	19	504 0019	"U" Clamp	1	1	
3	405 0001	Bearing Cone	2	2	2	19	504 0048	"U" Clamp			1
4	405 0002	Bearing Cup	2	2	2	20	386 6022	Nut	3	3	3
5	406 0001	"O" Ring	1	1	1	21	504 0018	L.H. Footrest	1	1	
6	406 3001	Oil Seal	1	1	1	21	504 0047	"U" Clamp			1
7	504 0046	Oil Retainer Ring	1	1	1	22	391 0023	Flat Washer	2	2	2
8	414 0185	Segment	1	1	1	23	504 0039	Spacer	2	2	2
9	391 0025	Flat Washer	1	1	1	24	371 0033	Cotter Pin	1	1	1
10	380 9024	Nut	1	1	1	25	570 0413	Access Plug	1	1	1
11	301 2084	Bolt	1	1	1	26	570 0403	Inspection Cover	1	1	1
12	570 0406	Plug	1	1	1	27	504 0020	Shim			
13	412 1003	Driving Chain	1			28	504 0050	Hinge Rod		1	1
13	412 1006	Driving Chain		1		29	386 6022	Nut		1	1
13	412 1007	Driving Chain			1	30	371 0031	Cotter Pin		1	1
14	504 0013	Sprocket 25 teeth	1	1		31	412 6002	Driving Chain (repair kit)			
14	504 0045	Sprocket 34 teeth			1						
15	504 0008	Sprocket 10 teeth	1			32	300 0001	Bolt	1	1	
15	504 0009	Sprocket 11 teeth		1		33	386 6019	Nut	1	1	
15	504 0061	Sprocket 16 teeth			1						

BOMBARDIER LTD./LTÉE


LITHO'D IN CANADA

SECTION IV - PAGE 1

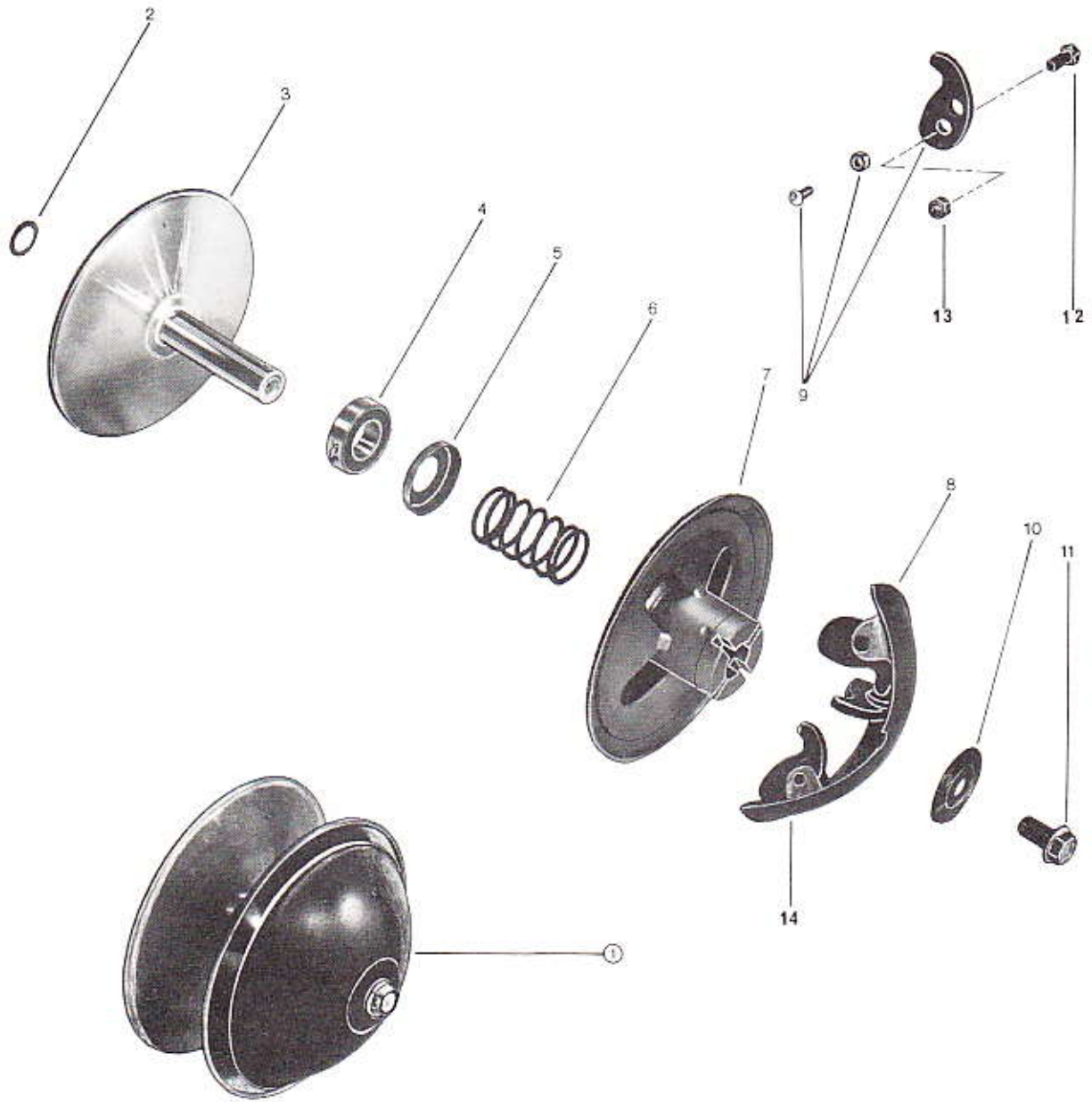
NOVEMBER - 1968 IBM 480 1010



ITEM NO.	PART NO.	DESCRIPTION	QUANTITY 669 TNT	ITEM NO.	PART NO.	DESCRIPTION	QUANTITY 669 TNT
1	504 0056	Chain case	1	18	504 0039	Spacer	2
2	504 0057	Tensioner W/ Cup	1	19	371 0033	Cotter pin	1
3	405 0004	Bearing cone	2	20	504 2038	**U** clamp	1
4	406 0003	**O** ring	1	21	391 0023	Flat washer	2
5	406 3002	Oil seal	1	22	386 6022	Nut	3
6	301 2084	Bolt	1	23	504 2037	**U** clamp	1
7	414 0185	Segment	1	24	570 0403	Inspection cover	1
8	391 0025	Flat washer	1	25	570 0413	Access plug	1
9	380 9024	Nut	1	26	507 0045	Hinge rod	1
10	570 0406	Plug	1	27	371 0011	Cotter pin	1
11	412 1010	Driving chain	1	28	386 6022	Nut	1
12	412 6007	Connecting link single (1)	-	29	517 0166	L.H. Footrest	1
12	412 6009	Cranked link double (2)	-	30	391 0021	Flat washer	2
12	412 6008	Cranked link single (3)	-	31	300 1001	Bolt	2
13	504 0059	Sprocket (22 teeth D.)	1	32	386 6019	Nut	2
14	504 0045	Sprocket (34 teeth D.)	1	33	504 0020	Shim	-
15	417 0009	Spring washer	1	34	405 0003	Bearing cup	2
16	389 8024	Nut	1	35	504 0058	Oil retainer ring	1
17	371 0032	Cotter pin	1				



ITEM NO.	PART NO.	DESCRIPTION	QUANTITY				ITEM NO.	PART NO.	DESCRIPTION	QUANTITY			
			12/3	320	399	699				12/3	320	399	669
			SS	SS	TNT	TNT			SS	SS	TNT	TNT	
1	581 1009	Driven Pulley Assembly	1				5	414 0125	Spring	1	1	1	
1	581 1022	Driven Pulley Assembly		1	1		5	414 0138	Spring				1
1	581 0207	Driven Pulley Assembly				1	6	560 4001	Outer Cam	1	1	1	
2	504 1028	Fixed Pulley Half	1				6	504 1035	Outer Cam				1
2	504 1037	Fixed Pulley Half		1	1		7	372 1123	Roll Pin	1	1	1	
2	504 1046	Fixed Pulley Half				1	7	372 1124	Roll Pin				1
3	504 1029	Sliding Pulley	1	1	1		8	570 0411	Drive Belt	1	1	1	
3	504 1030	Sliding Pulley				1	8	570 0414	Drive Belt				1
4	414 0126	Cam Slider Shoe	3	3	3	3							

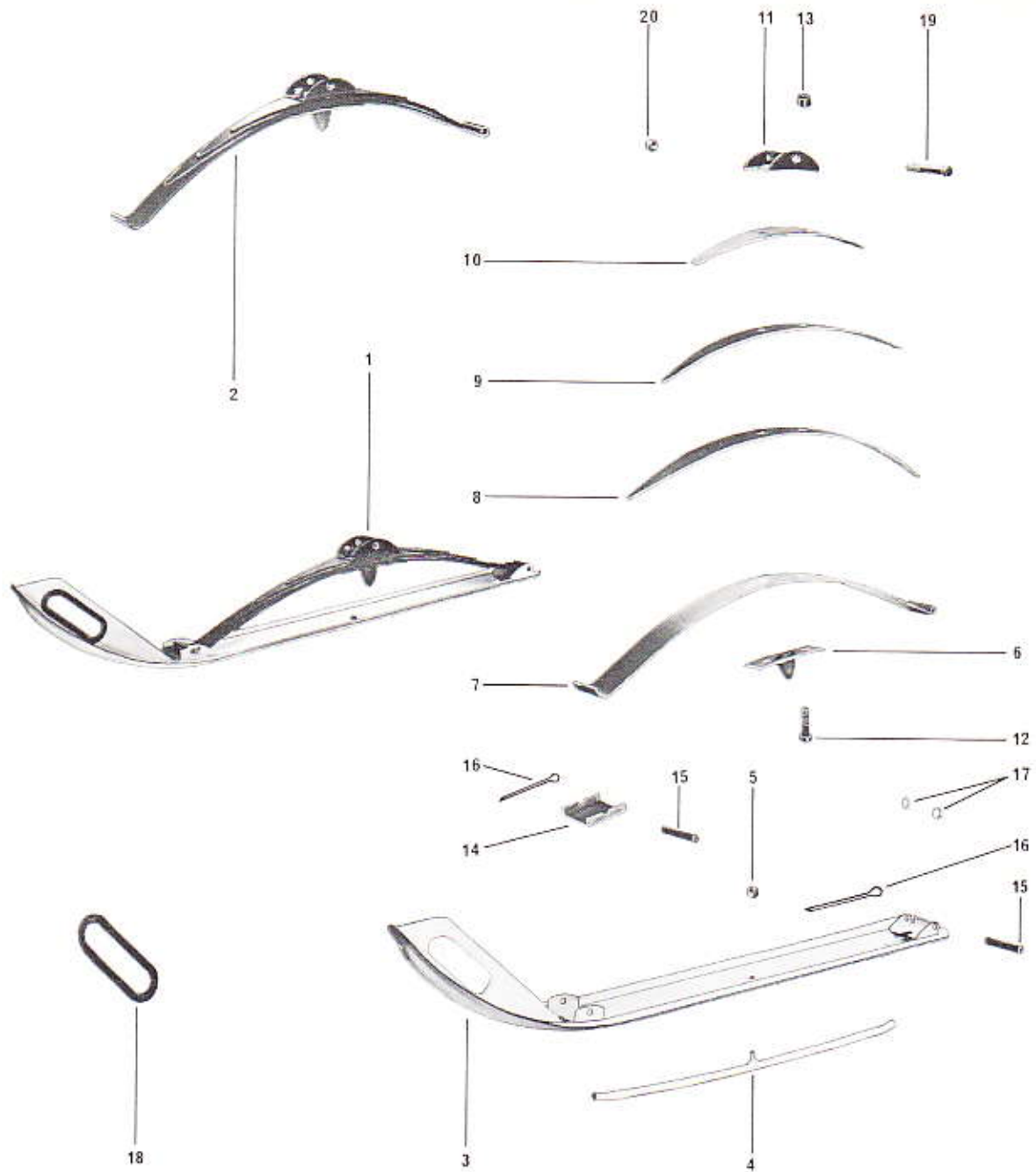


ITEM NO.	PART NO.	DESCRIPTION	QUANTITY				ITEM NO.	PART NO.	DESCRIPTION	QUANTITY			
			12/3	320	399	669				12/3	320	399	669
			SS	SS	TNT	TNT			SS	SS	TNT	TNT	
1	581 1008	Drive Pulley Assembly	1		1		7	504 2033	Outer Half				1
1	581 1043	Drive Pulley Assembly		1			8	504 2022	Cent. Governor	1	1	1	
1	581 3012	Drive Pulley Assembly				1	8	582 1018	Cent. Governor Assembly				1
2	504 1009	Shim (.024")	-	-	-	-	9	504 2040	Pressure Lever Kit (3/8 hole)				-
2	504 1010	Shim (.048")	-	-	-	-	9	504 2024	Pressure Lever Kit	-	-	-	-
3	504 2008	Inner Half	1		1	1	10	504 2026	Washer	1	1	1	1
3	504 2039	Inner Half		1			11	309 8010	Bolt	1	1	1	1
4	405 4005	Bearing	1	1	1	1	12	300 0081	Bolt				4
5	504 2013	Spring Seat	1	1	1	1	13	386 6024	Nut				4
6	414 0013	Spring	1	1	1	1	14	504 2034	Cent. Governor				1
7	504 2017	Outer Half	1	1	1								




ITEM NO.	PART NO.	DESCRIPTION	QUANTITY		ITEM NO.	PART NO.	DESCRIPTION	QUANTITY	
			12/3 SS	320 SS				12/3 SS	320 SS
1	581 1026	Ski Assembly R.H.	1	1	9	505 0015	Auxiliary Leaf Spring	2	2
1	581 1027	Ski Assembly L.H.	1	1	10	505 0037	Spring Coupler	2	2
2	582 1013	Leaf Spring Assembly R.H.	1	1	11	300 8084	Bolt	4	4
2	582 1014	Leaf Spring Assembly L.H.	1	1	12	386 6024	Nut	4	4
3	505 0032	Ski Runner	2	2	13	309 8007	Bolt	2	2
4	505 0002	Runner Shoe	2	2	14	386 6024	Nut	2	2
5	387 2022	Nut	2	2	15	505 0034	Retainer Pin	4	4
6	570 0502	Rebound Leaf Spring	2	2	16	505 0035	Flat Washer	4	4
7	505 0016	Main Leaf Spring	2	2	17	371 0011	Cotter Pin	4	4
8	505 0013	Auxiliary Leaf Spring	2	2	18	505 0033	Spring Slided Cushion	2	2
					19	570 0503	Inside Protector	2	2

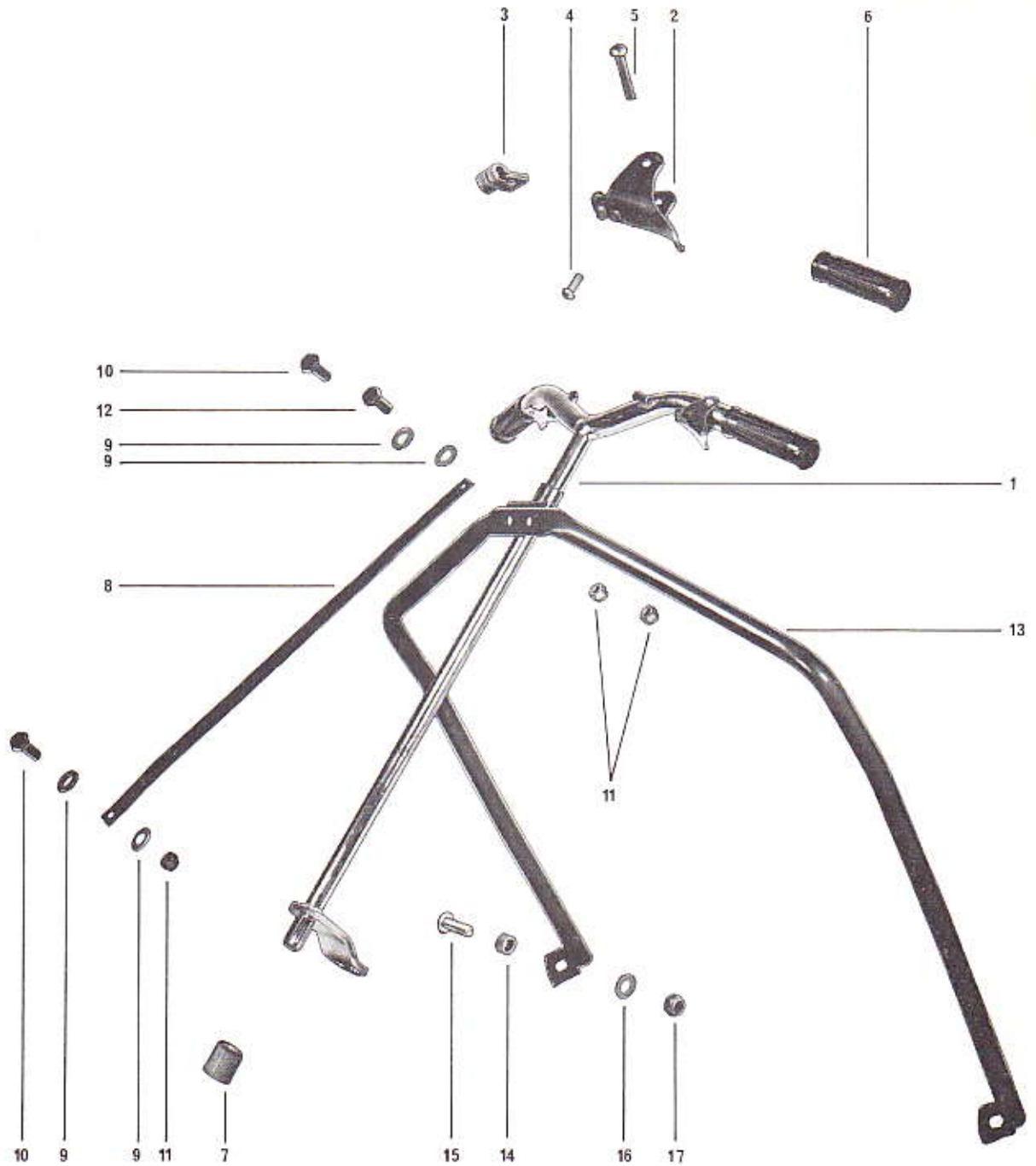
BOMBARDIER LTD./LTÉE
SECTION V - PAGE 1



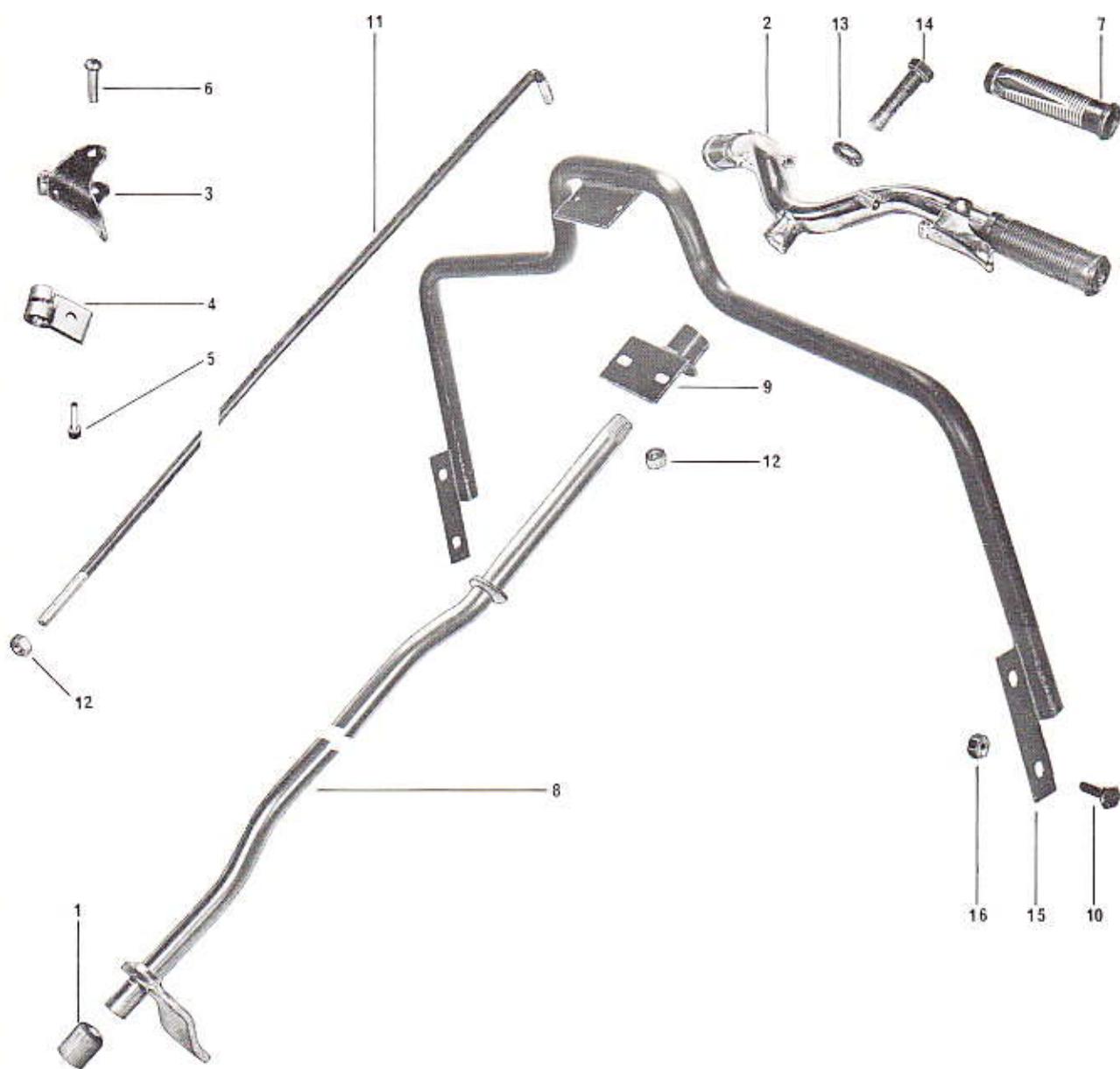
ITEM NO.	PART NO.	DESCRIPTION	QUANTITY		ITEM NO.	PART NO.	DESCRIPTION	QUANTITY	
			399 TNT	669 TNT				399 TNT	669 TNT
1	581 0106	Ski Assembly R.H.	1	1	9	505 0013	Auxiliary Leaf Spring	2	2
1	581 0107	Ski Assembly L.H.	1	1	10	505 0015	Auxiliary Leaf Spring	2	2
2	582 0101	Leaf Spring Assembly R.H.	1	1	11	505 0045	Spring Coupler	2	2
2	582 0102	Leaf Spring Assembly L.H.	1	1	12	300 8085	Bolt	4	4
3	505 0032	Ski Runner	2	2	13	386 6024	Nut	4	4
4	505 0002	Runner Shoe	2	2	14	505 0033	Spring Slider	2	2
5	387 2022	Nut	2	2	15	505 0034	Retainer Pin	4	4
6	570 0502	Rebound Leaf Spring	2	2	16	371 0011	Cotter Pin	4	4
7	505 0018	Main Leaf Spring	2	2	17	505 0035	Washer	4	4
8	505 0014	Auxiliary Spring	2	2	18	570 0503	Inside Protector	2	2
					19	309 8007	Bolt	2	2
					20	386 6024	Nut	2	2



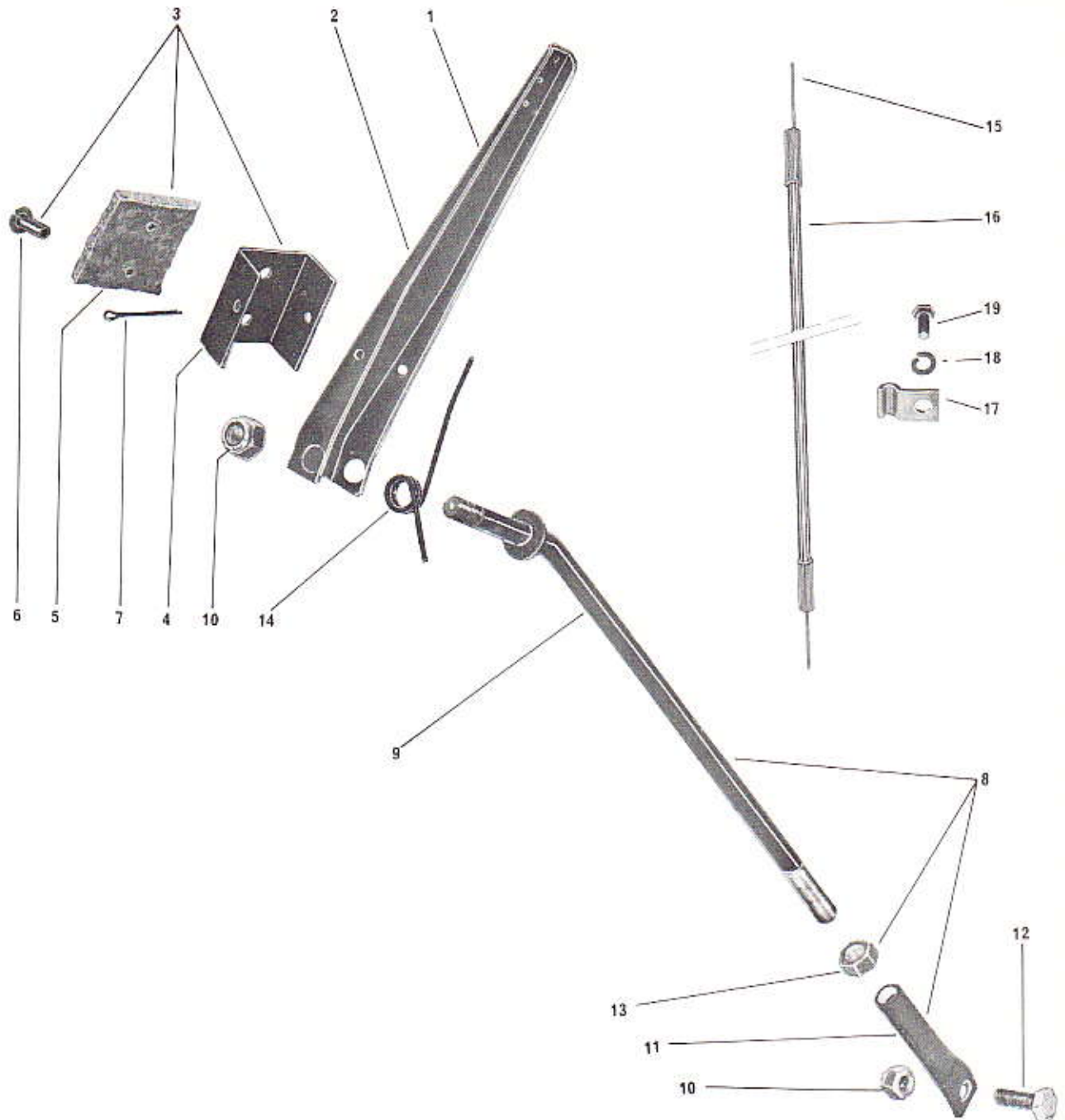
ITEM NO.	PART NO.	DESCRIPTION	QUANTITY				ITEM NO.	PART NO.	DESCRIPTION	QUANTITY			
			12/3	320	399	669				12/3	320	399	669
			SS	SS	INT	INT			SS	SS	INT	INT	
1	580 1047	Tie rod ass'y.	2	2	2		7	408 2001	Grease fitting	4	4	4	4
1	580 0106	Tie rod ass'y.				2	8	506 0043	Tie rod	2	2	2	
2	506 0060	Ski leg L.H.	1	1	1		8	506 0058	Tie rod				2
2	506 0066	Ski leg R.H.	1	1	1		9	506 0044	Center tie rod	2	2	2	2
2	506 0076	Ski leg L.H.				1	10	506 0017	Tie rod end L.H.	2	2	2	2
2	506 0078	Ski leg R.H.				1	11	389 8016	Jam nut L.H.	2	2	2	2
3	414 0127	Spring	2	2	2	2	12	389 8015	Jam nut R.H.	2	2	2	2
4	506 0014	Steering armplate	2	2	2	2	13	414 0354	Spring	4	4	4	4
5	392 0026	Lock washer	2	2	2	2	14	391 0025	Flat washer	4	4	4	4
6	300 8123	Bolt	2	2	2	2	15	371 0031	Cotter pin	4	4	4	4



ITEM NO.	PART NO.	DESCRIPTION	QUANTITY			ITEM NO.	PART NO.	DESCRIPTION	QUANTITY		
			12/3 SS	320 SS	399 TNT				12/3 SS	320 SS	399 TNT
1	580 1048	Handle bar ass'y.	1	1	1	10	300 0001	Bolt	2	2	2
2	581 1036	Control handle W/Slug ass'y.	2	2	2	11	386 6019	Nut	3	3	3
3	506 0073	Cable slug retainer	2	2	2	12	300 0003	Bolt	1	1	1
4	390 5001	Rivet (for slug)	2	2	2	13	506 0067	Upper column	1	1	
5	390 9001	Rivet	2	2	2	13	506 0086	Upper column			1
6	414 0002	Grip	2	2	2	14	517 0088	Spacer	2	2	2
7	570 0601	Steering bushing	1	1	1	15	321 7133	Machine screw	2		
8	506 0069	Brace strip	1	1	1	16	391 0023	Flat washer	2	2	2
9	391 0021	Flat washer	4	4	4	17	386 9001	Nut	2	2	2



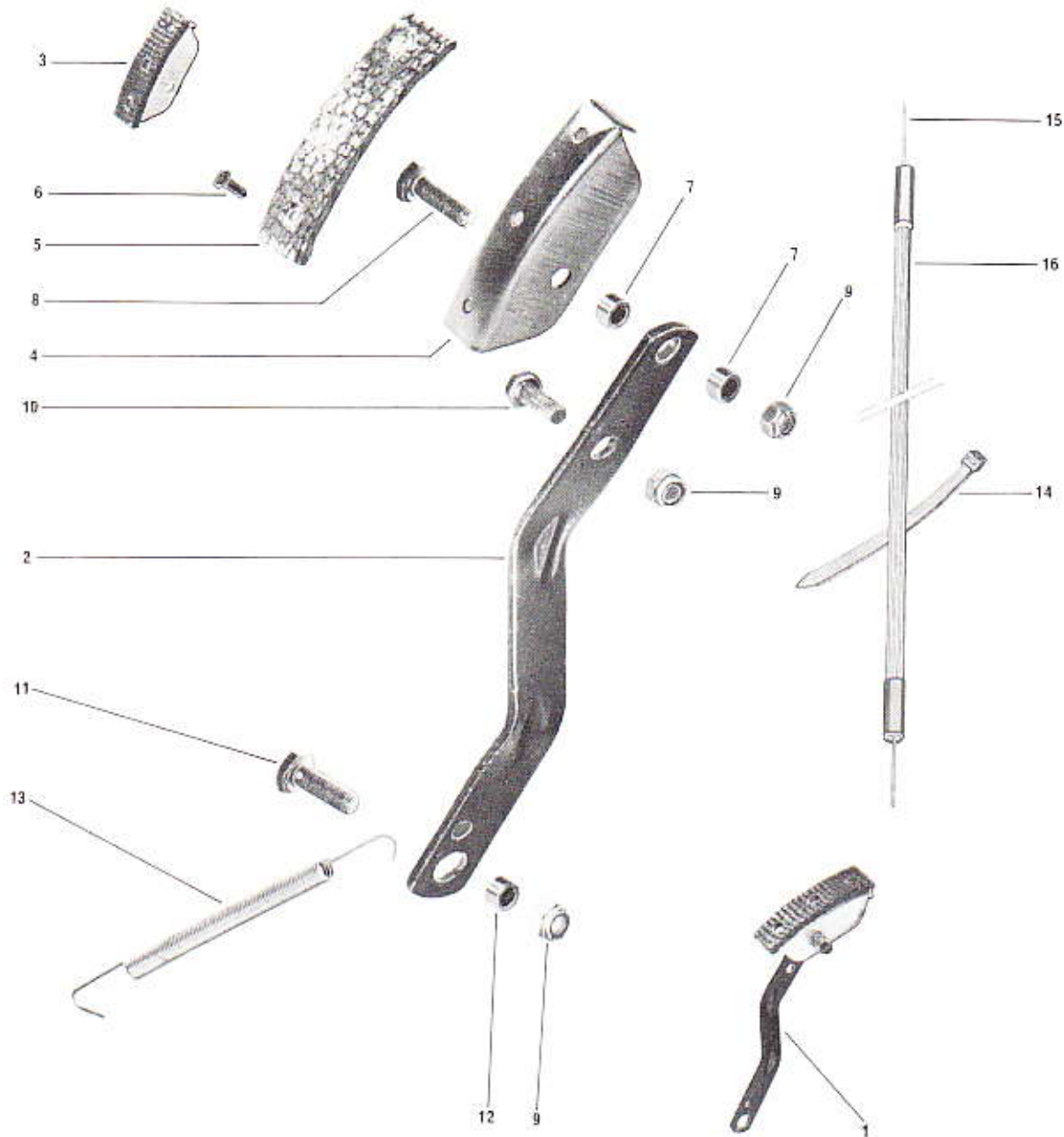
ITEM NO.	PART NO.	DESCRIPTION	QUANTITY 669 TNT	ITEM NO.	PART NO.	DESCRIPTION	QUANTITY 669 TNT
1	570 0601	Steering Bushing	1	9	506 0090	Bar Bracket	1
2	581 4007	Handle Assembly	1	10	300 0001	Bolt	3
3	581 1036	Control Handle w/Slug	2	11	517 0141	Brace Rod	1
4	506 0073	Cable Slug Retainer	2	12	386 6019	Nut	3
5	390 5001	Rivet	2	13	399 8006	Lock Washer	1
6	390 9001	Rivet	2	14	300 3126	Bolt	1
7	414 0002	Grip	2	15	506 0087	Upper Column	1
8	506 0088	Handle Bar	1	16	387 2019	Nut	3



ITEM NO.	PART NO.	DESCRIPTION	QUANTITY 12/3 SS	ITEM NO.	PART NO.	DESCRIPTION	QUANTITY 12/3 SS
1	580 1021	Brake handle ass'y	1	11	507 0013	Adjuster tube	1
2	507 0029	Brake handle	1	12	300 0001	Bolt	1
3	501 1018	Swivel plate w/lining	1	13	386 6019	Nut	1
4	507 0032	Plate	1	14	414 0081	Spring	1
5	507 0006	Lining	1	15	414 0267	Brake cable	1
6	390 5001	Rivet	2	16	414 0264	Throttle cable	1
7	371 0035	Cotter pin	1	17	507 0028	Cable housing	2
8	580 1023	Hinge rod ass'y.	1	18	392 0019	Clip	2
9	507 0012	Rod	1	19	392 0019	Lock washer	1
10	380 6022	Nut	2	20	300 5000	Bolt	1

BRAKE, THROTTLE

ACCELERATEUR, FREIN

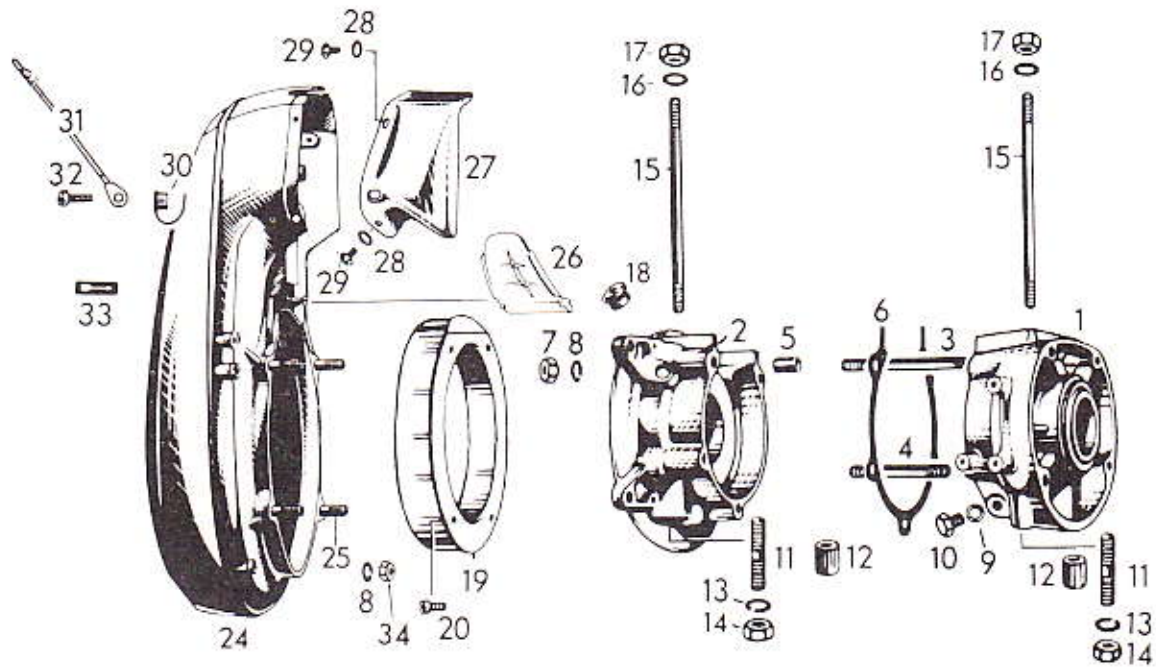


ITEM NO.	PART NO.	DESCRIPTION	QUANTITY			ITEM NO.	PART NO.	DESCRIPTION	QUANTITY		
			320 SS	399 TNT	669 TNT				320 SS	399 TNT	669 TNT
1	581 1023	Brake lever ass'y.	1	1	1	14	114 0043	Hose tie	1	1	1
2	507 0036	Brake lever	1	1	1	15	414 0262	Brake cable	1	1	
3	582 1012	Shoe ass'y W/lining	1	1	1	15	414 0359	Brake cable			1
4	507 0037	Shoe	1	1	1	15	414 0261	Throttle cable		1	
5	507 0038	Lining	1	1	1	15	414 0264	Throttle cable	1		
6	390 5001	Rivet	3	3	3	15	414 0277	Throttle cable			1
7	507 0041	Lug spacer	2	2	2	16	414 0266	Brake cable housing	1	1	
8	309 8020	Bolt	1	1	1	16	414 0358	Brake cable housing			1
9	386 6019	Nut	3	3	3	16	414 0263	Throttle cable housing	1		
10	309 8019	Bolt	1	1	1	16	414 0288	Throttle cable housing		1	
11	560 7004	Lock bolt	1	1	1	16	414 0275	Throttle cable housing			1
12	507 0044	Lock bushing	1	1	1	17	507 0028	Housing clip	1		
13	414 0257	Spring	1	1		18	392 0019	Lock washer	1		
13	414 0245	Spring			1	19	300 5000	Bolt	1		

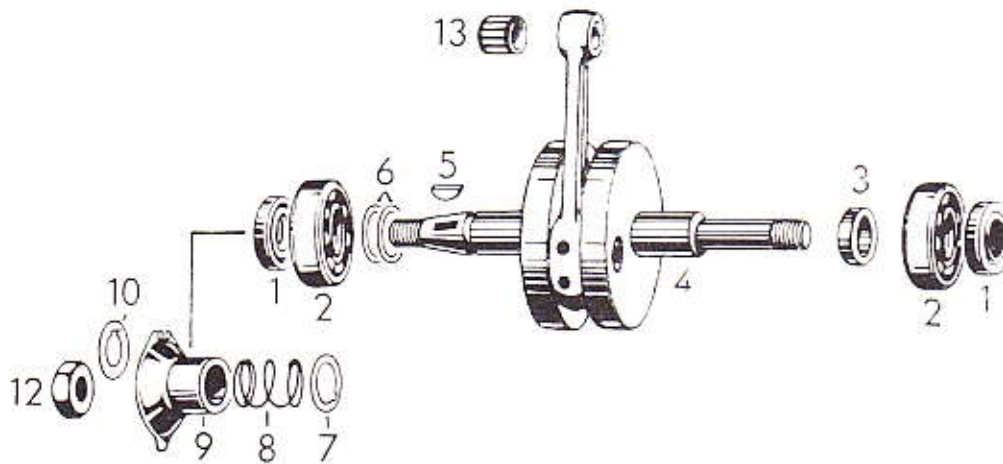
ROTAX ENGINE

1969

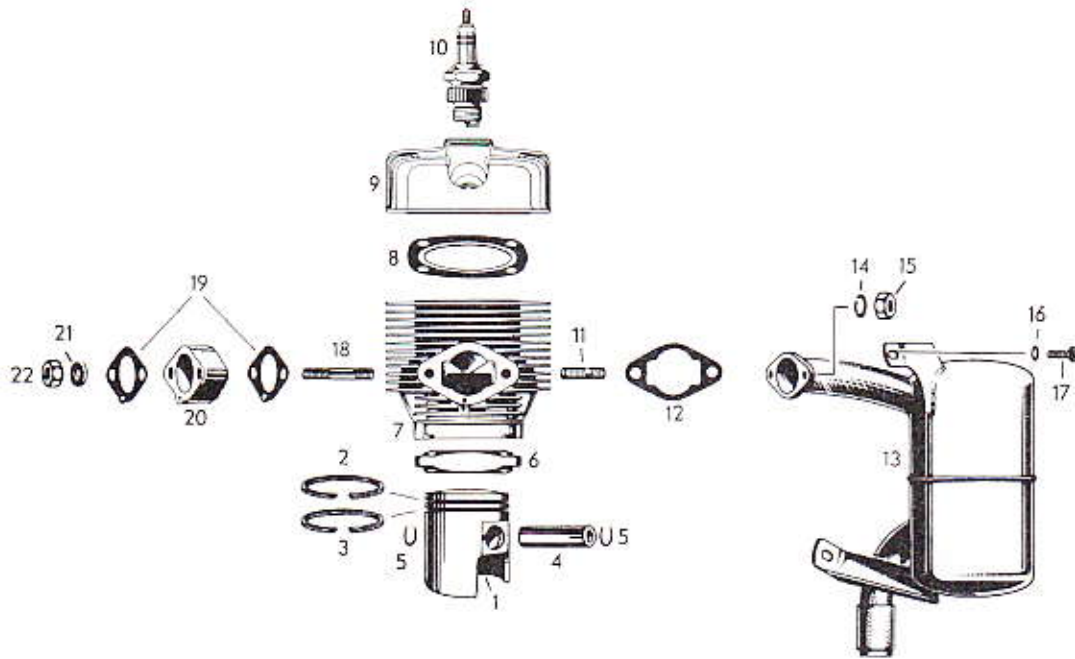
292CC - MANUAL



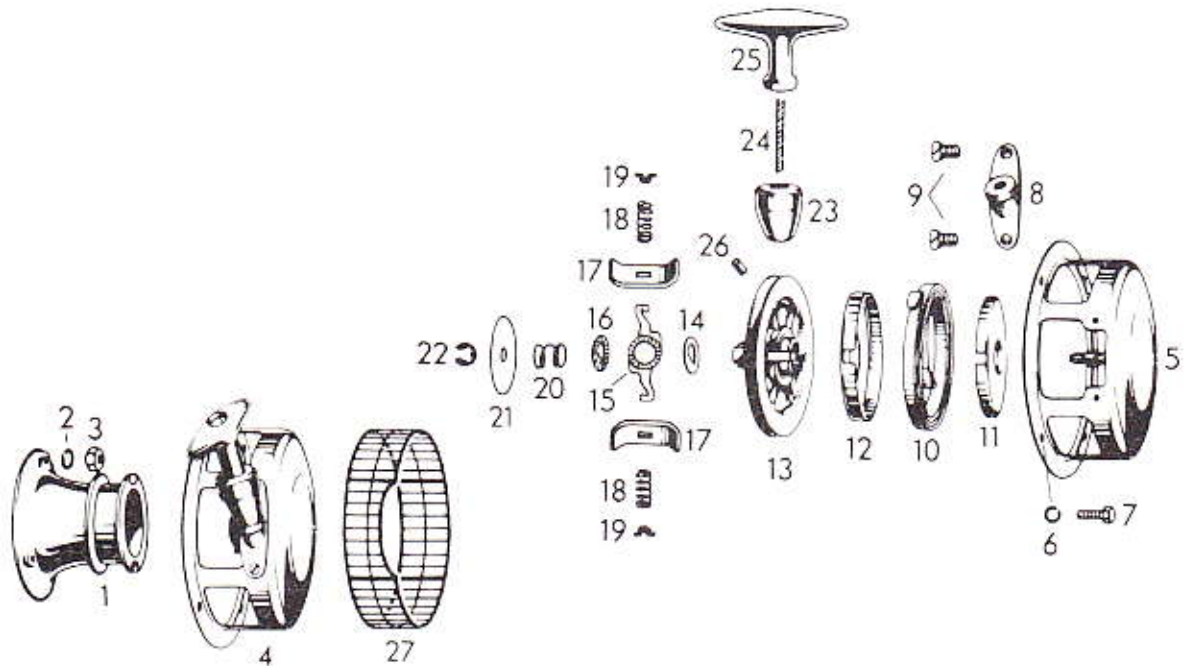
ITEM NO.	PART NO.	DESCRIPTION	QUANTITY 292	ITEM NO.	PART NO.	DESCRIPTION	QUANTITY 292
1,2,3,4,5	402 0005	Crankcase Ass'y	1	18	402 0028	Cable Grommet, Ignition, Cable	1
3	402 0007	Stud M 8 x 56	2	19	402 0037	Labyrinth Ring	1
4	402 0009	Stud M 8 x 46	3	20	402 0142	Cyl. Screw M 6 x 10	4
5	402 1015	Dowel Tube	2	24, 25,26	402 0137	Fan Cowl Ass'y	1
6	402 0014	Gasket, Crankcase	1	25	402 2002	Stud M 8 x 25	4
7	402 0017	Hex. Nut M 8	5	26	402 0100	Plastic Baffle	1
8	402 0016	Lock Washer 8, Crankcase, Fan Cowl	5	27	402 0094	Air Deflector	1
9	402 0019	Sealing Ring	1	28	402 3037	Spring Washer B 5	2
10	402 0020	Hex. Screw M 8 x 9, Oil Drain	1	29	402 5045	Flat Headed Screw M 5 x 8	2
11	402 0023	Stud M 10 x 42, Engine Base	4	30	402 0061	Cable Clamp	1
12	402 0091	Distance Sleeve	4	31	402 0080	Mass Cable with Contact Pin 130 MM	1
13	402 0025	Lock Washer 10	4	32	402 0057	Cyl. Screw M 3 x 16	1
14	402 0026	Hex. Nut M 10	4	33	402 0092	Direction Plate	1
15	402 0076	Stud M 8 x 171	4	34	402 0018	Hex. Nut M 8	4
16	402 0031	Washer	4				
17	402 0018	Hex. Nut M 8	4				



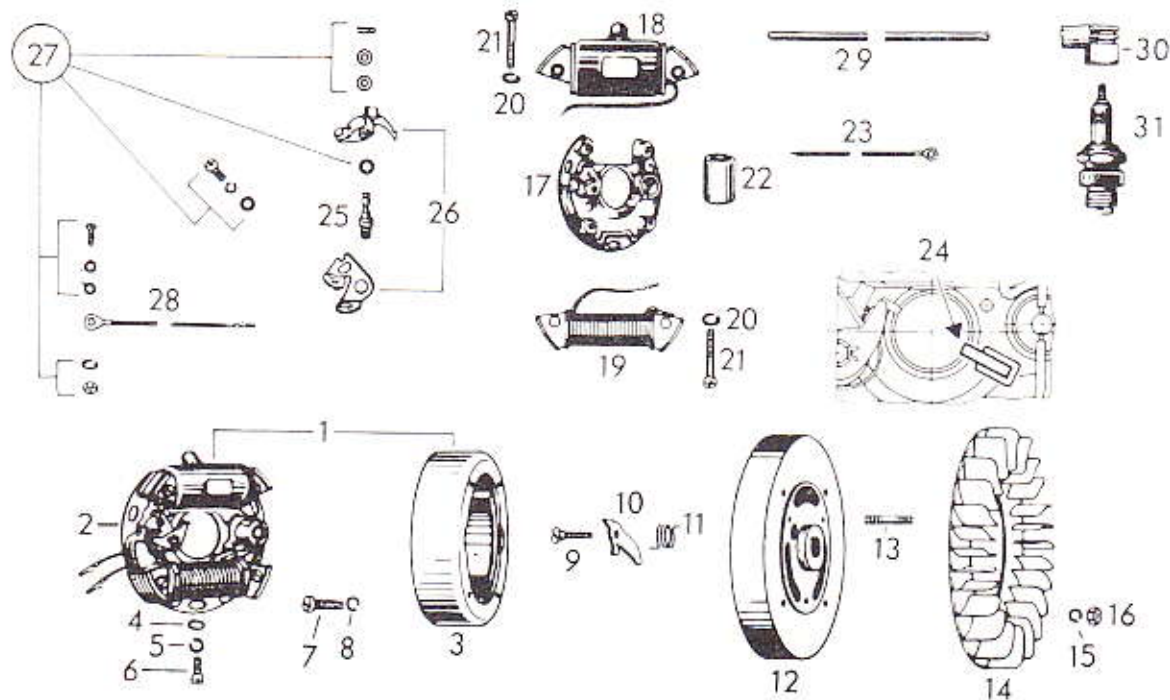
ITEM NO.	PART NO.	DESCRIPTION	QUANTITY 292	ITEM NO.	PART NO.	DESCRIPTION	QUANTITY 292
1	402 1002	Oil Seal	2	6	402 1026	Shim 1,0 MM	As required
2	402 1124	Deep Groove Ball Bearing	2	6	402 1126	Shim 0,1 MM	As required
3	402 1012	Distance Sleeve	1	7	402 1035	Washer, Cam Spring	1
4	402 0176	Crankshaft Ass'y	1	8	402 1036	Spring, Breaker Cam	1
5	402 1010	Key 5 x 6,5	1	9	402 1127	Breaker Cam	1
6	402 1023	Shim 0,2 MM	As required	10	402 1040	Lock Washer	1
6	402 1024	Shim 0,3 MM	As required	12	402 1043	Hex. Nut M 18 x 1,5	1
6	402 1025	Shim 0,5 MM	As required	13	402 1033	Needle Cage, Piston Pin	1



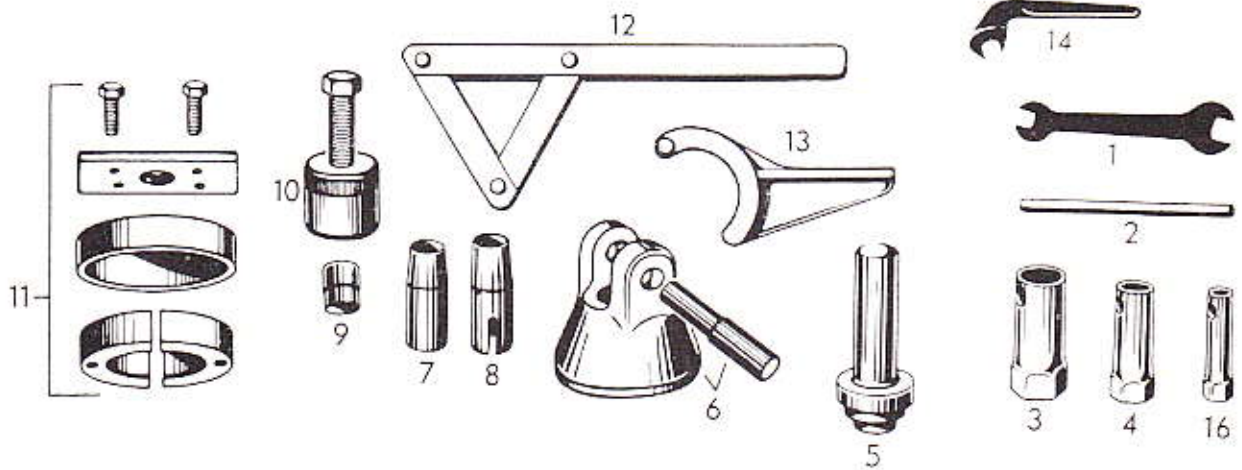
ITEM NO.	PART NO.	DESCRIPTION	QUANTITY 292	ITEM NO.	PART NO.	DESCRIPTION	QUANTITY 292
1-2-3	402 1161	Piston Ass'y. w/ring 75 STD	1	11	402 2038	Stud M 8 x 19	2
	402 1166	DTO. 75.5 1st. oversize	1	12	402 2089	Gasket (muffler)	1
2	402 1162	L-Ring 75 STD	1	13	402 2119	Muffler Assembly	1
	402 1163	DTO. 75.5 1st. oversize	1	14	402 0016	Lock Washer	2
3	402 1164	Rectangular Ring 75 STD	1	15	402 0017	Nut M 8	2
	402 1165	DTO. 75.5 1st. oversize	1	16	402 0031	Washer	1
4	402 1064	Gudgeon Pin	1	17	402 2001	Bolt	1
5	402 1067	Circlip	2	18	402 2159	Stud M 8 x 41	2
6	402 2088	Gasket (cylinder flange)	1	19	404 0212	Flange Gasket	2
7	402 2186	Cylinder w/sleeve	1	20	402 2171	Isolating Flange 20 MM thick	1
8	402 2101	Gasket (cylinder head)	1	21	402 2172	Isolating Washer	2
9	402 2173	Cylinder Head	1	22	402 0018	Nut M 8	2
10	402 4080	Spark Plug (Bosch M280T31)	1				



ITEM NO.	PART NO.	DESCRIPTION	QUANTITY 292	ITEM NO.	PART NO.	DESCRIPTION	QUANTITY 292
1	402 5003	Starting Pulley	1	15	402 5028	Pivot Arm	1
2	402 0015	Lock Washer 6	3	16	402 5027	Friction Washer	1
3	402 2053	Hex. Nut M 6	3	17	402 5029	Pawl	2
4	402 5005	Rewind Starter Ass'y	1	18	402 5030	Pawl Spring	2
5	402 5035	Starter Housing	1	19	402 5031	Pawl Spring Stop	2
6	402 0015	Lock Washer 6	4	20	402 5032	Friction Spring	1
7	402 5011	Hex. Screw M 6 x 15	4	21	402 5033	Washer	1
8	402 5036	Starter Stop	1	22	402 5034	Circlip	1
9	402 5037	Countersunk Screw M 5 x 8	2	23	402 5039	Rubber Buffer	1
10,11,	402 5023	Spring Cartridge Ass'y	1	24,25	402 5017	Starter Rope with Grip	1
12				24	402 5018	Starter Rope 1200 MM	1
10	402 5022	Rewind Spring	1	25	402 5019	Starter Grip	1
11	402 5038	Spring Guide	1	26	402 5016	Bolt, Starter Rope	1
12	402 5044	Cover, Spring Guide	1	27	402 5042	Protection Sieve	1
13	265 2003	Rope Sheave	1				
14	402 5026	D-Washer	1				



ITEM NO.	PART NO.	DESCRIPTION	QUANTITY	ITEM NO.	PART NO.	DESCRIPTION	QUANTITY
1	402 4003	Magneto Generator Ass'y 12 V. 40 W.	1	16	402 2053	Hex. Nut M 6	4
2	402 4016	Armature Plate Ass'y	1	17	402 4037	Armature Plate alone	1
3	402 4019	Magneto Ring	1	18	402 4040	Ignition Coil	1
4	402 4022	Washer	3	19	402 4084	Lighting Coil with Cable and Contact Pin	1
5	402 4024	Lock Washer 5	3	20	402 4024	Lock Washer 5	4
6	402 4026	Cyl. Screw M 5 x 16	3	21	402 4048	Cyl. Screw M 5 x 28	4
7	402 4027	Cyl. Screw M 6 x 22, Flywheel	4	22	402 4068	Condenser	1
8	402 0015	Lock Washer 6	4	23	402 4070	Cable, Condenser	1
9-12	402 4105	Magneto Housing Ass'y	1	24	402 4116	Lubricating Wick (to be inserted)	1
9	402 4094	Screw M 6, Bearing Centrifugal Weight	1	25	402 4049	Pivot Pin, Contact Breaker	1
10	402 0146	Centrifugal Weight	1	26	402 4050	Contact & Breaker Points Set	1
11	402 4096	Spring, Centrifugal Weight	1	27	402 7016	Parts Set	1
12	402 4032	Magneto Housing	1	28	402 4062	Shorting Cable 380 MM with Contact Pin	1
13	402 4089	Stud M 6 x 15, Starting Pulley	2	29	402 4106	Ignition Cable 480 MM	1
14	402 4034	Fan	1	30	402 4076	Spark Plug Protector	1
15	402 0015	Lock Washer 6	4	31	402 4079	Spark Plug BOSCH M 240 T1	1

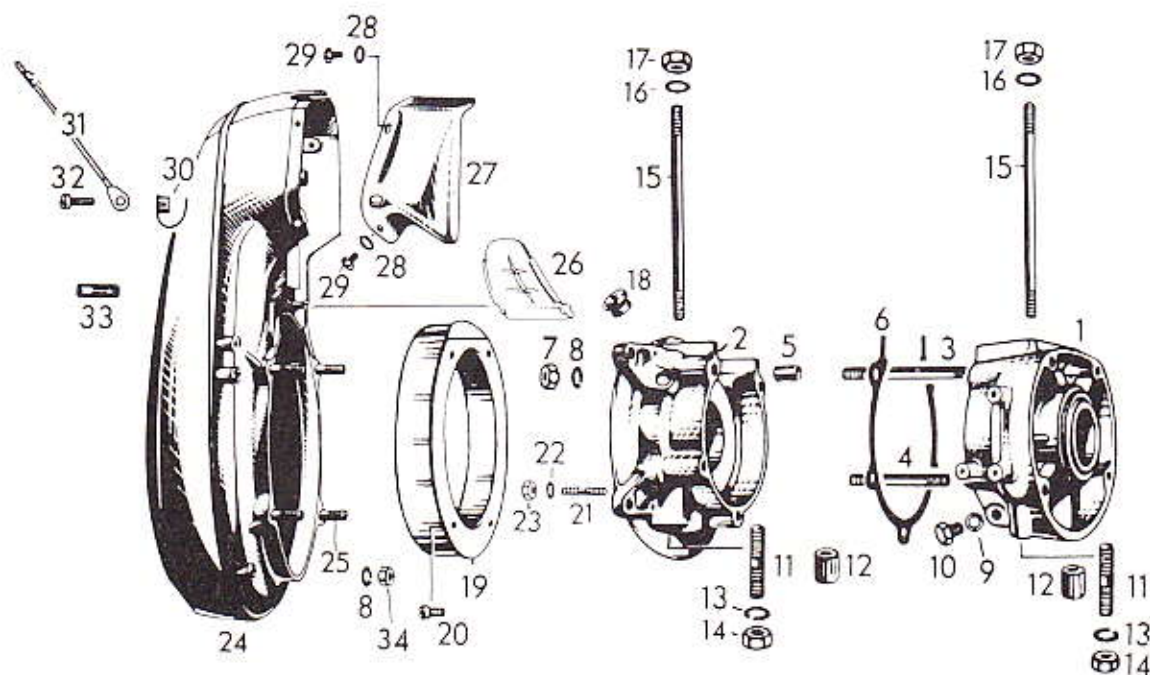


ITEM NO.	PART NO.	DESCRIPTION	QUANTITY 292	ITEM NO.	PART NO.	DESCRIPTION	QUANTITY 292
1,2 3,4	402 8025	Tool Set	1	7	402 8011	Sleeve for Oil Seal, p.t.o. Side	1
1	402 8023	Fork Wrench 10/13 MM	1	8	402 8010	Sleeve for Oil Seal, Magneto Side	1
2	402 8039	Pin 8 x 130 MM. Socket Wrench	1	9	402 8005	Protection Cap 18 MM	1
3	402 8022	Socket Wrench 26 MM. Spark Plug	1	10	402 8004	Puller for Flywheel	1
4	402 8024	Socket Wrench 13 MM	1	11	402 8001	Puller for Bearing 402	1
5	402 8028	Stamp to mount Oil Seal	1	12	402 8008	Wrench to hold Fan	1
6	402 8013	Holder with Bolt, Connecting Rod	1	13	402 8038	Holder, Crankshaft	1
				14	402 8042	One-end Wrench 13 MM, Carburetor Ass'y Nuts	1
				16	402 8047	Socket Wrench 11 MM	1

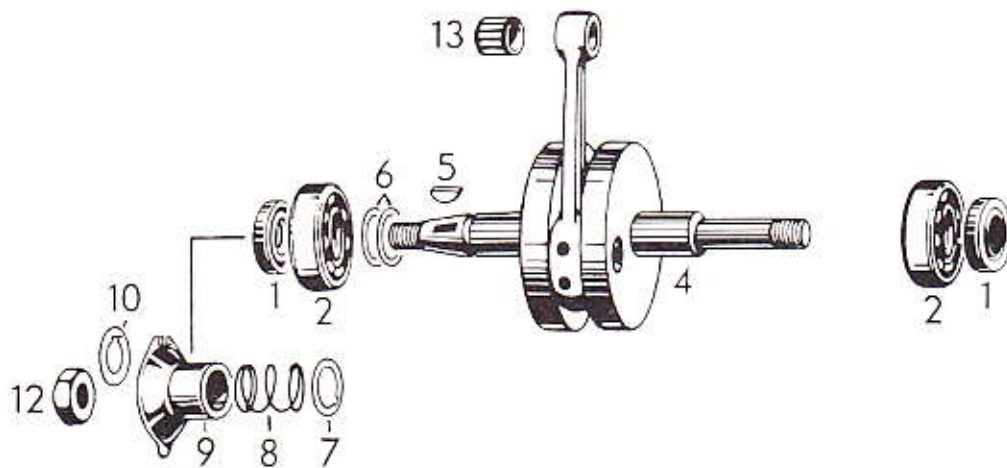
ROTAX ENGINE

1969

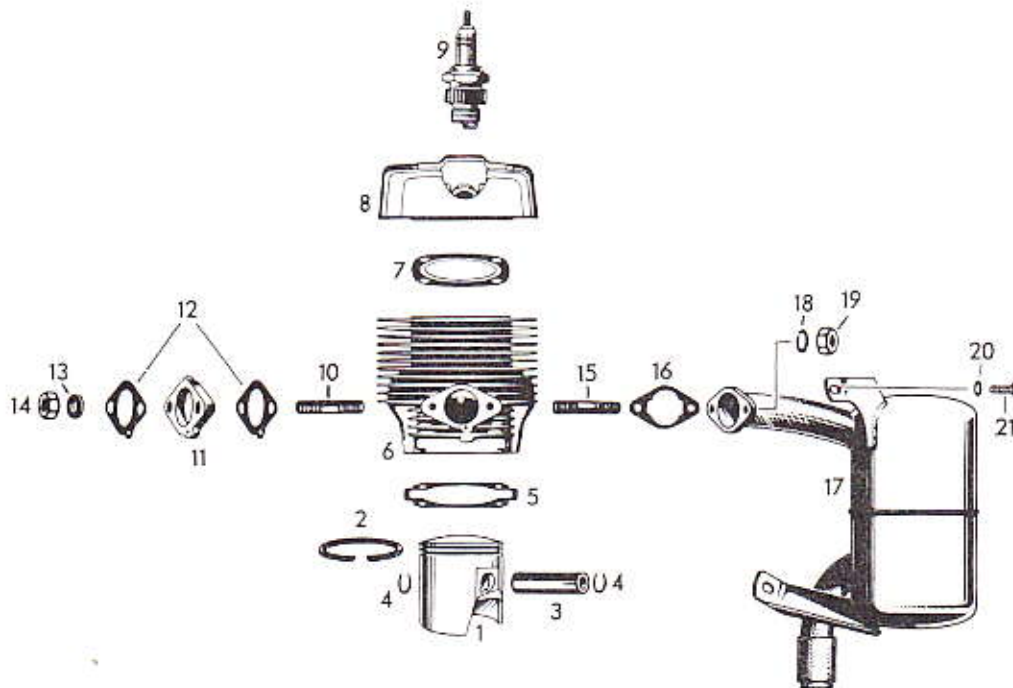
335CC - MANUAL



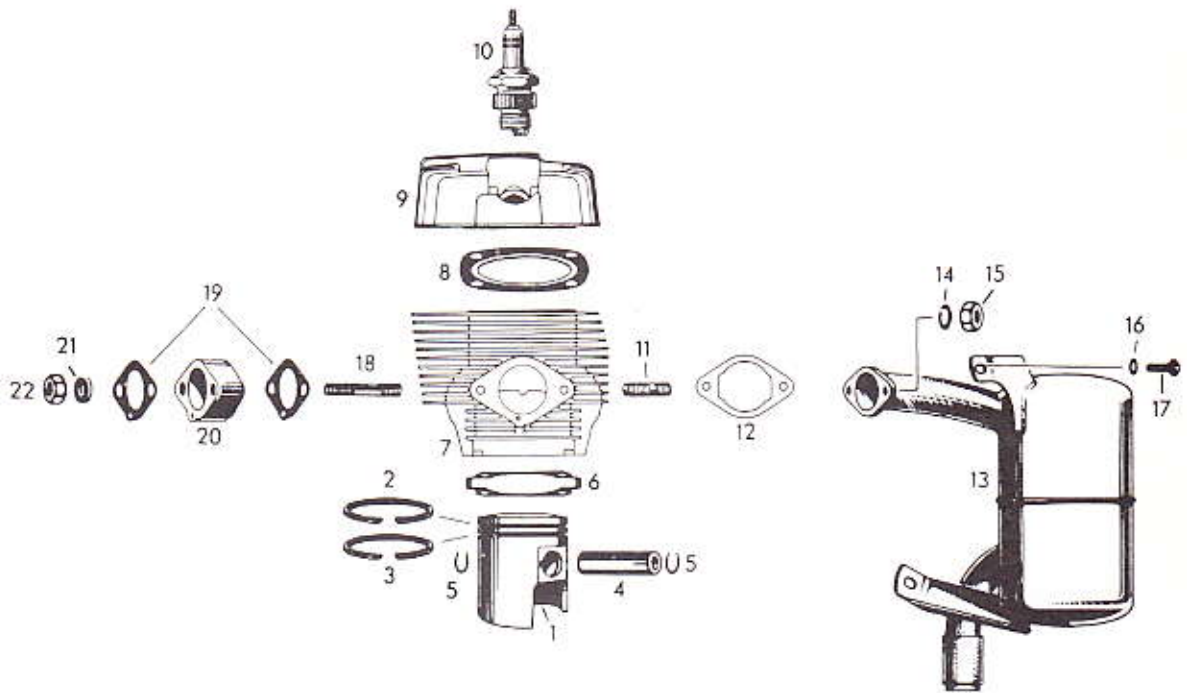
ITEM NO.	PART NO.	DESCRIPTION	QUANTITY 335	ITEM NO.	PART NO.	DESCRIPTION	QUANTITY 335
1,2,3,4,5	402 0140	Crankcase Ass'y	1	19	402 0141	Labyrinth Ring	1
3	402 0007	Stud M 8 x 56	2	20	402 0142	Cyl. Screw M 6 x 10	4
4	402 0009	Stud M 8 x 46	3	21	402 4117	Stud M 5 x 11,5, Armature Plate	3
5	402 1015	Dowel Tube	2	22	402 4133	Washer 5,3	3
6	402 0014	Gasket, Crankcase	1	23	402 0105	Lock Nut M 5	3
7	402 0017	Hex. Nut M 8	5	24,25	402 0137	Fan Cowl Ass'y	1
8	402 0016	Lock Washer 8, Crankcase	5	26	402 2002	Stud M 8 x 25	4
9	402 0019	Sealing Ring	1	26	402 0100	Plastic Baffle	1
10	402 0020	Hex. Screw M 8 x 9, Oil Drain	1	27	402 0094	Air Deflector	1
11	402 0023	Stud M 10 x 42, Engine Base	4	28	402 3037	Spring Washer B 5	2
12	402 0091	Distance Sieve	4	29	402 5045	Flat Headed Screw M 5 x 8	2
13	402 0025	Lock Washer 10	4	30	402 0061	Cable Clamp	1
14	402 0026	Hex. Nut M 10	4	31	402 0080	Cable Clamp with Contact Pin 130 MM	1
15	402 0076	Stud M 8 x 171	4	32	402 0057	Cyl. Screw M 3 x 16	1
16	402 0031	Washer	4	33	402 0092	Direction Plate	1
17	402 0018	Hex. Nut M 8	4	34	402 0018	Hex. Nut M 8	4
18	402 0028	Cable Grommet, Ignition, Cable	1				



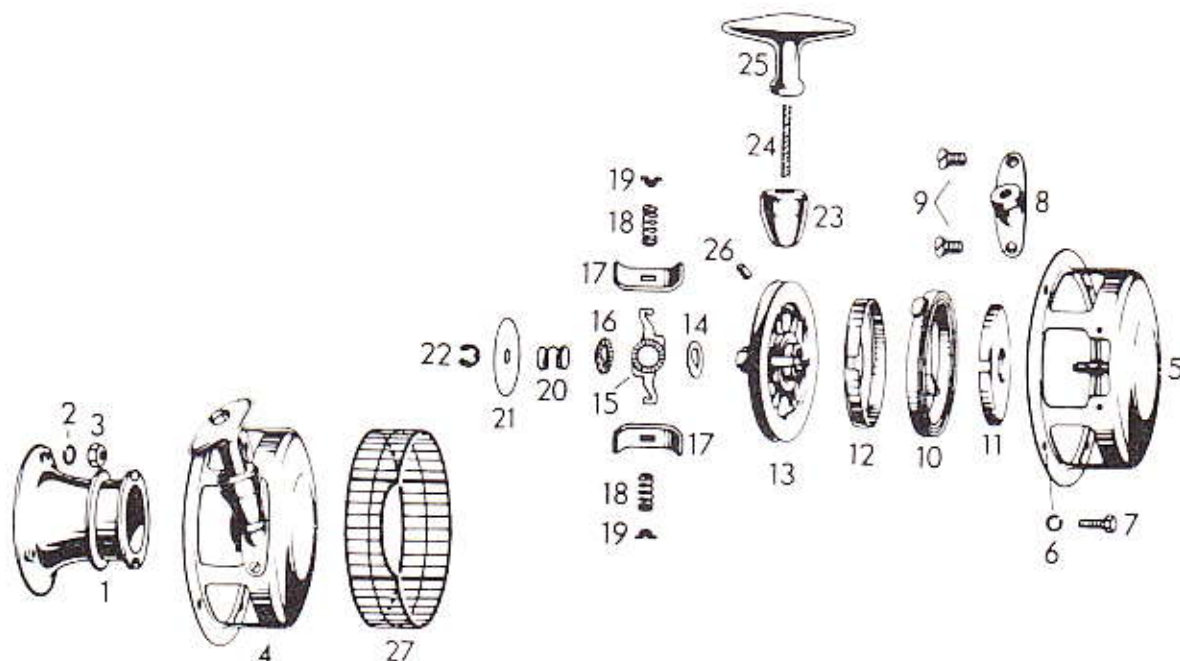
ITEM NO.	PART NO.	DESCRIPTION	QUANTITY 335	ITEM NO.	PART NO.	DESCRIPTION	QUANTITY 335
1	402 1002	Oil Seal	2	6	402 1126	Shim 0,1 MM	As required
2	402 1124	Roller Bearing	2	7	402 1035	Washer, Cam Spring	1
4	402 1125	Crankshaft Ass'y	1	8	402 1036	Spring, Breaker Cam	1
5	402 1010	Key 5 x 6,5	1	9	402 1127	Breaker Cam	1
6	402 1023	Shim 0,2 MM	As required	10	402 1040	Lock Washer, Engine without Electric Starter	1
6	402 1024	Shim 0,3 MM	As required	12	402 1043	Hex. Nut M 18 x 1,5	1
6	402 1025	Shim 0,5 MM	As required	13	402 1033	Needle Cage, Piston Pin	1
6	402 1026	Shim 1,0 MM	As required				



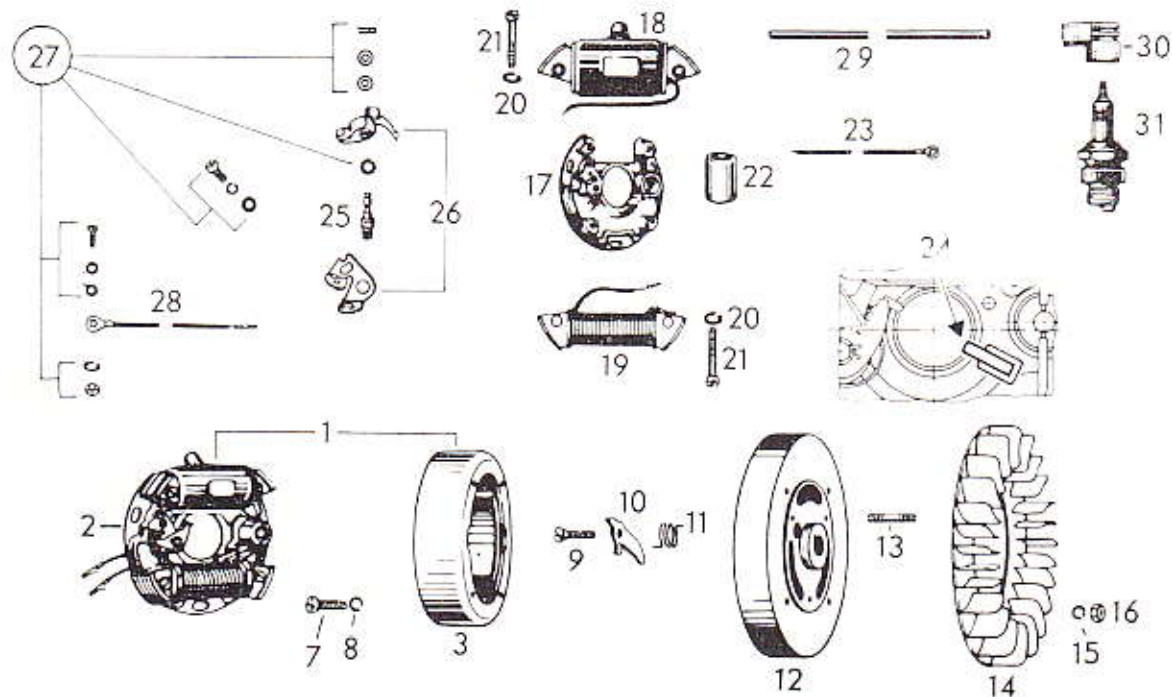
ITEM NO.	PART NO.	DESCRIPTION	QUANTITY 335	ITEM NO.	PART NO.	DESCRIPTION	QUANTITY 335
1-2	402 1190	Piston Ass'y. with Rings 78Ø	1	11	404 0212	Isolating Flange	1
	402 1191	Dto., 78, 5Ø, 1st. Oversize	1	12	402 2131	Tillotson Carburetor Flange Gasket	2
2	402 1171	Rectangular Ring 78Ø	2	13	402 2072	Isolating Washer	2
	402 1172	Dto., 78, 5Ø, 1st. Oversize	2	14	402 0078	Hex. Nut M 8	2
3	402 1064	Gudgeon Pin	1	15	402 2038	Stud M 8 x 19	2
4	402 1067	Circlip, Gudgeon Pin	2	16	402 2089	Gasket, Exhaust Flange	1
5	402 2123	Cylinder Flange Gasket	1	17	402 2119	Muffler Ass'y.	1
6	402 2196	Cylinder with Sleeve	1	18	402 0016	Lock Washer 8	2
7	402 2101	Gasket, Cylinder Head	1	19	402 0018	Hex. Nut M 8	2
8	402 2197	Cylinder Head	1	20	402 0031	Washer	1
9	402 4079	Spark Plug Bosch M 240 T1	1	21	402 2001	Hex. Screw M 8 x 20	1
10	402 2002	Stud M 8 x 25	2				



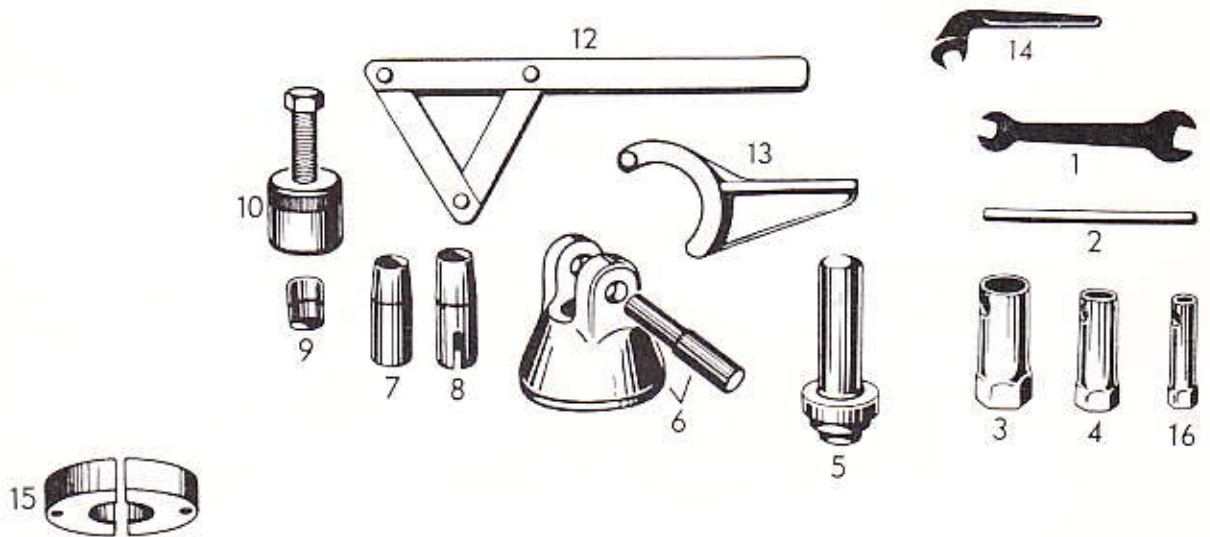
ITEM NO.	PART NO.	DESCRIPTION	QUANTITY 335	ITEM NO.	PART NO.	DESCRIPTION	QUANTITY 335
1-2-3	402 1168	Piston Ass'y, W TH Ring 780	1	11	402 2038	Stud M 8 x 19	2
1-2-3	402 1173	Dio, 78.50, 1st Oversize	1	12	402 2100	Gasket, Muffler	1
2	402 1169	L-Ring 780	1	13	402 2191	Muffler Ass'y	1
2	402 1170	Dio, 78.50, 1st Oversize	1	14	402 0016	Lock Washer M 8	2
3	402 1171	Rectangular Ring	1	15	402 0018	Hex. Nut M 8	2
3	402 1172	Dio, 78.50, 1st Oversize	1	16	402 0031	Washer	1
4	402 1064	Gudgeon Pin	1	17	402 2001	Hex. Screw M 8	2
5	402 1067	Circlip Gudgeon Pin	2	18	402 2159	Stud M 8 x 41	2
6	402 2123	Gasket, Cylinder Flange	1	19	404 0212	Flange Gasket	2
7	402 2187	Cylinder with Sleeve	1	20	402 2171	Isolating Flange 20 MM Thick	1
8	402 2101	Gasket, Cylinder Head	1	21	402 2072	Isolating Flange	2
9	402 2175	Cylinder Head	1	22	402 0018	Hex. Nut M 8	2
10	402 4080	Spark Plug Bosh M 280 T31	1				



ITEM NO.	PART NO.	DESCRIPTION	QUANTITY 335	ITEM NO.	PART NO.	DESCRIPTION	QUANTITY 335
1	402 5003	Starting Pulley	1	15	402 5028	Pivot Arm	1
2	402 0015	Lock Washer 6	3	16	402 5027	Friction Washer	1
3	402 2053	Hex. Nut M 6	3	17	402 5029	Pawl	2
4	402 5005	Rewind Starter Ass'y.	1	18	402 5030	Pawl Spring	2
5	402 5035	Starter Housing	1	19	402 5031	Pawl Spring Stop	2
6	402 0015	Lock Washer 6	4	20	402 5032	Friction Spring	1
7	402 5011	Hex. Screw M 6 x 15	4	21	402 5033	Washer	1
8	402 5036	Starter Stop	1	22	402 5034	Circlip	1
9	402 5037	Countersunk Screw M 5 x 8	2	23	402 5039	Rubber Buffer	1
10, 11, 12	402 5023	Spring Cartridge Ass'y	1	24, 25	402 5017	Starter Rope with Grip	1
10	402 5022	Rewind Spring	1	24	402 5018	Starter Rope 1200 MM	1
11	402 5038	Spring Guide	1	25	402 5019	Starter Grip	1
12	402 5044	Cover, Spring Guide	1	26	402 5016	Bolt, Starter Rope	1
13	265 2003	Rope Sheave	1	27	402 5042	Protection Sieve	1
14	402 5026	D-Washer	1				



ITEM NO.	PART NO.	DESCRIPTION	QUANTITY 335	ITEM NO.	PART NO.	DESCRIPTION	QUANTITY 335
1	402 4003	Magneto Generator Ass'y 12 V. 40 W.	1	18	402 4040	Ignition Coil	1
2	402 4016	Armature Plate Ass'y	1	19	402 4084	Lighting Coil with Cable and Contact Pin	1
3	402 4019	Magneto Ring	1	20	402 4024	Lock Washer 5	4
7	402 4027	Cyl. Screw M 6 x 22, Flywheel	4	21	402 4048	Cyl. Screw M 5 x 28	4
8	402 0015	Lock Washer 6	4	22	402 4068	Condenser	1
9-12	402 4105	Magneto Housing Ass'y	1	23	402 4070	Cable, Condenser	1
9	402 4094	Screw M 6, Bearing Centrifugal Weight	1	24	402 4116	Lubricating Wick (to be inserted)	1
10	402 0146	Centrifugal Weight	1	25	402 4049	Pivot Pin, Contact Breaker	1
11	402 4096	Spring, Centrifugal Weight	1	26	402 4050	Contact & Breaker Points Set	1
12	402 4032	Magneto Housing	1	27	402 7016	Parts Set	1
13	402 4089	Stud M 6 x 15, Starting Pulley	2	28	402 4062	Shorting Cable 380 MM with Contact Pin	1
14	402 4034	Fan	1	29	402 4106	Ignition Cable 480 MM	1
15	402 0015	Lock Washer 6	4	30	402 4076	Spark Plug Protector	1
16	402 2053	Hex. Nut M 6	4	31	402 4079	Spark Plug BOSCH M 240 T1	1
17	402 4037	Armature Plate alone	1				

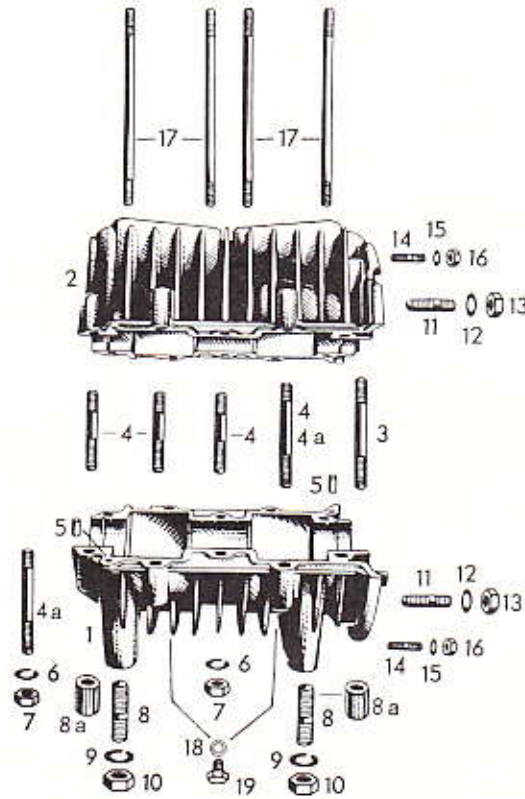


ITEM NO.	PART NO.	DESCRIPTION	QUANTITY 335	ITEM NO.	PART NO.	DESCRIPTION	QUANTITY 335
1,2,3,4	402 8025	Tool Set	1	8	402 8010	Sleeve for Oil Seal Magneto Side	1
1	402 8023	Fork Wrench 10/13 MM	1	9	402 8005	Protection Cap 18 MM	1
2	402 8039	Pin 8 x 130 MM, Socket Wrench	1	10	402 8004	Puller for Flywheel	1
3	402 8022	Socket Wrench 26 MM, Spark Pl	1	12	402 8008	Wrench to hold Fan	1
		Spark Plug	1	13	402 8038	Holder, Crankshaft	1
4	402 8024	Socket Wrench 13 MM	1	14	402 8042	One-end Wrench 13 MM, Carburetor Ass'y Nuts	1
5	402 8028	Stamp to mount Oil Seal	1	15	402 8051	Ring Half, for Roller Bearing 232/450	2
6	402 8013	Holder with Bolt, Co Connecting Rod	1	16	402 8047	Socket Wrench 11 MM	1
7	402 8011	Sleeve for Oil Seal, p.t.o. Side	1				

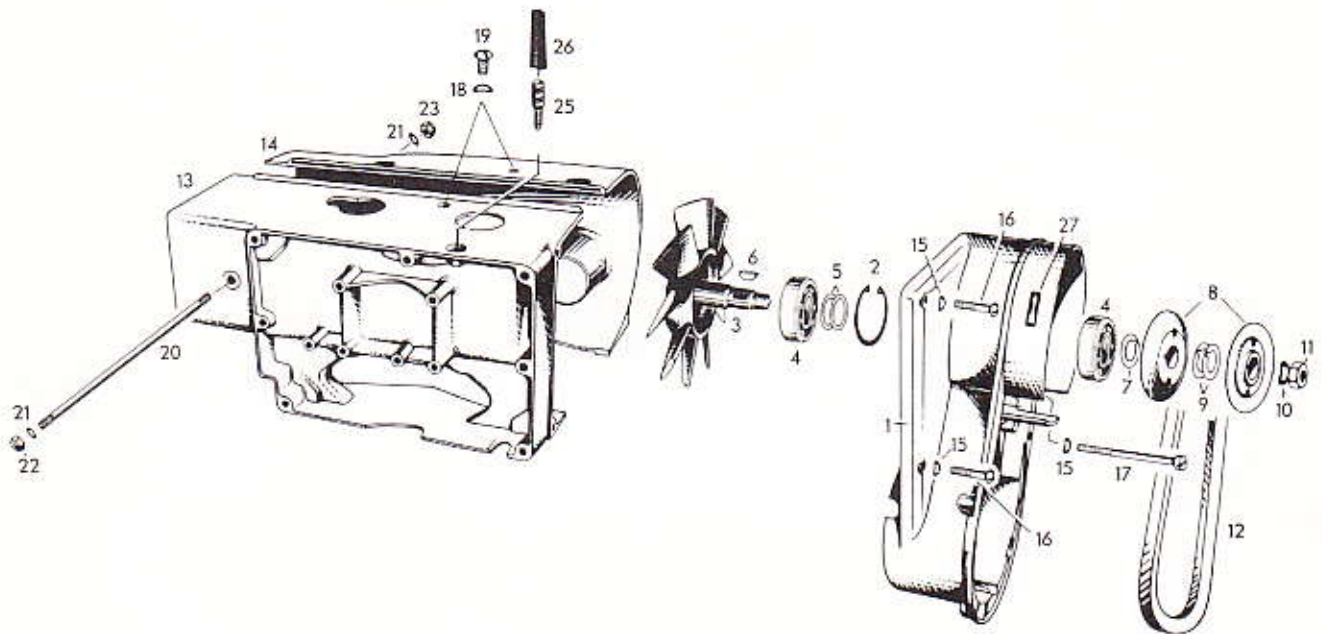
ROTAX ENGINE

1969

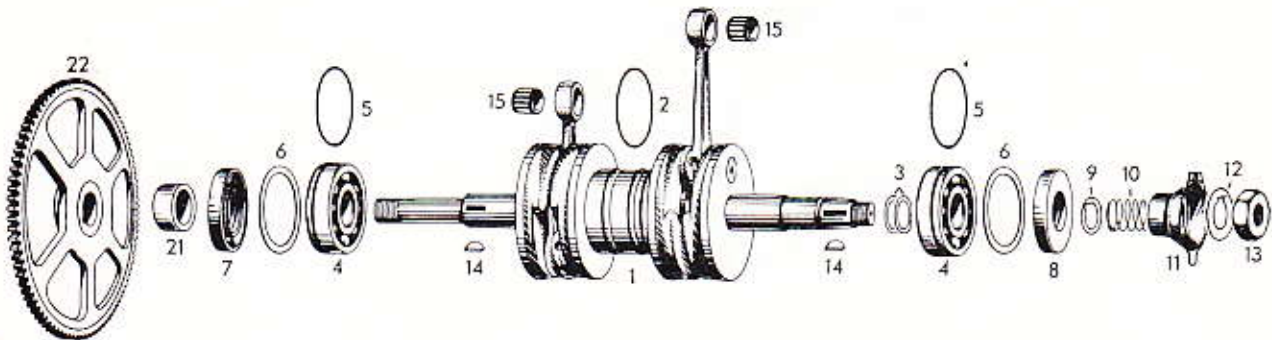
399CC - MANUAL



ITEM NO.	PART NO.	DESCRIPTION	QUANTITY 399	ITEM NO.	PART NO.	DESCRIPTION	QUANTITY 399
1-2	402 0165	Crankcase	1	10	402 0026	Nut M 10	4
3-4-5	402 0007	Stud M 8 x 56	2	11	402 0115	Stud M 8 x 16 (Fan Housing)	4
3	402 0123	Stud M 8 x 37	8	12	402 1158	Locking Washer 8	4
4	402 0161	Dowel Pin 5 Ø x 10	2	13	402 0134	Nut M 8	4
5	402 0016	Lockwasher 8	10	14	402 4117	Stud M 5 x 11.5	2
6	402 0018	Nut M 8	10	15	402 4133	Washer 5.3	2
7	402 0153	Stud M 10 x 18	4	16	402 0105	Stop Nut M 5	2
8	402 0025	Lockwasher 10	4	17	402 2160	Stud M 8 (Cylinder)	8
9							

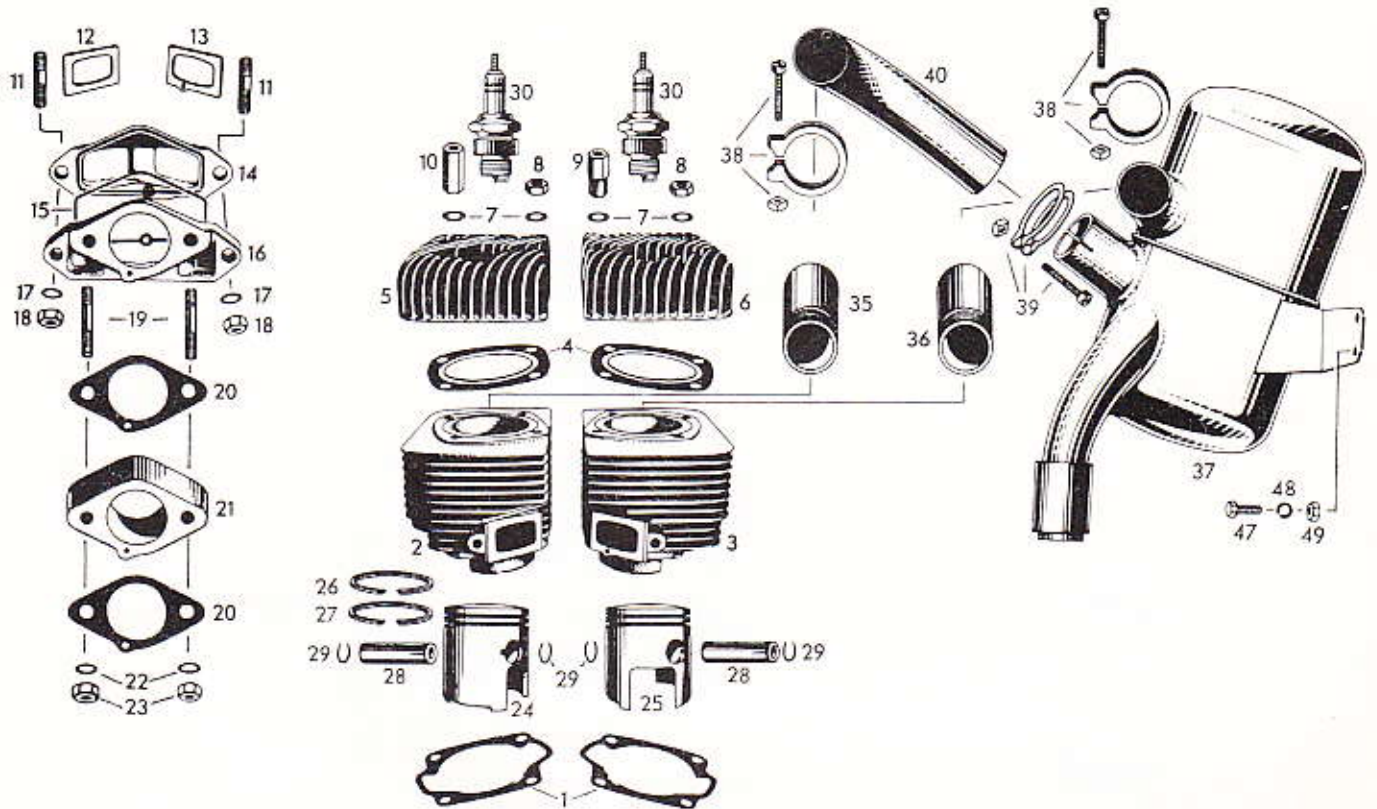


ITEM NO.	PART NO.	DESCRIPTION	QUANTITY 399	ITEM NO.	PART NO.	DESCRIPTION	QUANTITY 399
1	402 0155	Fan Housing	1	15	402 0133	Spring Washer B 6	3
2	402 0118	Locking Ring	1	16	402 0151	Flat Head Screw M 6 x 30	2
3	402 0154	Fan with Shaft Assembly	1	17	402 2125	Cyl. Screw M 6 x 80	1
4	402 0136	Ball Bearing	2	18	402 0125	Spring Washer B 8	2
5	402 1018	Washer	2	19	402 0152	Flat Head Screw 5/16 x 15	2
6	402 1009	Woodruff Key 3 x 5	1	20	402 0150	Stud M 6 x 177	1
7	402 0129	Shim	1	21	402 4129	Washer 6,2	2
8	402 0163	Pulley Half	2	22	402 2169	Locking Nut M 6	1
9	402 0129	Shim	4	23	402 2104	Lock Nut M 6	1
10	402 1084	Lock Washer 14	1	24	402 2053	Hex. Nut M 6	1
11	402 1086	Hex. Nut M 14 x 1,5	1	25	402 0147	Adjustment Screw, Gas Cable	1
12	402 0164	V-Belt	1	26	402 0138	Support Spring, Gas Cable	1
13	402 0157	Cylinder Cowl, Right	1	27	402 0092	Direction Plate	1
14	402 0156	Cylinder Cowl, Left	1				

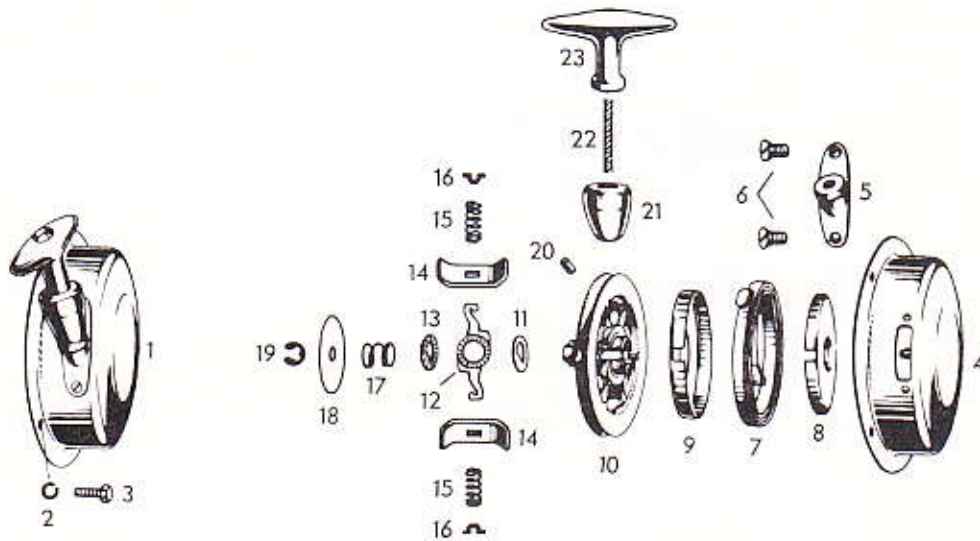


ITEM NO.	PART NO.	DESCRIPTION	QUANTITY 399	ITEM NO.	PART NO.	DESCRIPTION	QUANTITY 399
1-2	402 1150	Crankshaft Assembly	1	10	402 1036	Spring, Breaker Cam	1
2	402 1137	O-Ring	3	11	402 1156	Breaker Cam	1
3	402 1023	Shim 0.2 MM	-	12	402 1040	Lock Washer	1
3	402 1024	Shim 0.3 MM	-	13	402 1043	Hex. Nut M 18 x 1.5	1
3	402 1025	Shim 0.5 MM	-	14	402 1010	Woodruff Key 5 x 6.5	2
3	402 1026	Shim 1.0 MM	-	15	402 1033	Needle Cage	2
3	402 1126	Shim 0.1 MM	-	16	402 1063	Gudgeon Pin	2
4	402 1142	Ball Bearing	2	17	402 1067	Circlip, Gudgeon Pin	4
5	402 1137	O-Ring	2	21	302 1120	Distance Sleeve 21 MM	1
6	402 1135	Retaining Washer	2	22	402 5049	Starter Gear 77 T	-
7	402 1138	Oil Seal	1	23	402 1123	Washer, Crankshaft P.T.O. Side	1
8	402 1136	Oil Seal	1				
9	402 1035	Washer, Cam Spring	1				

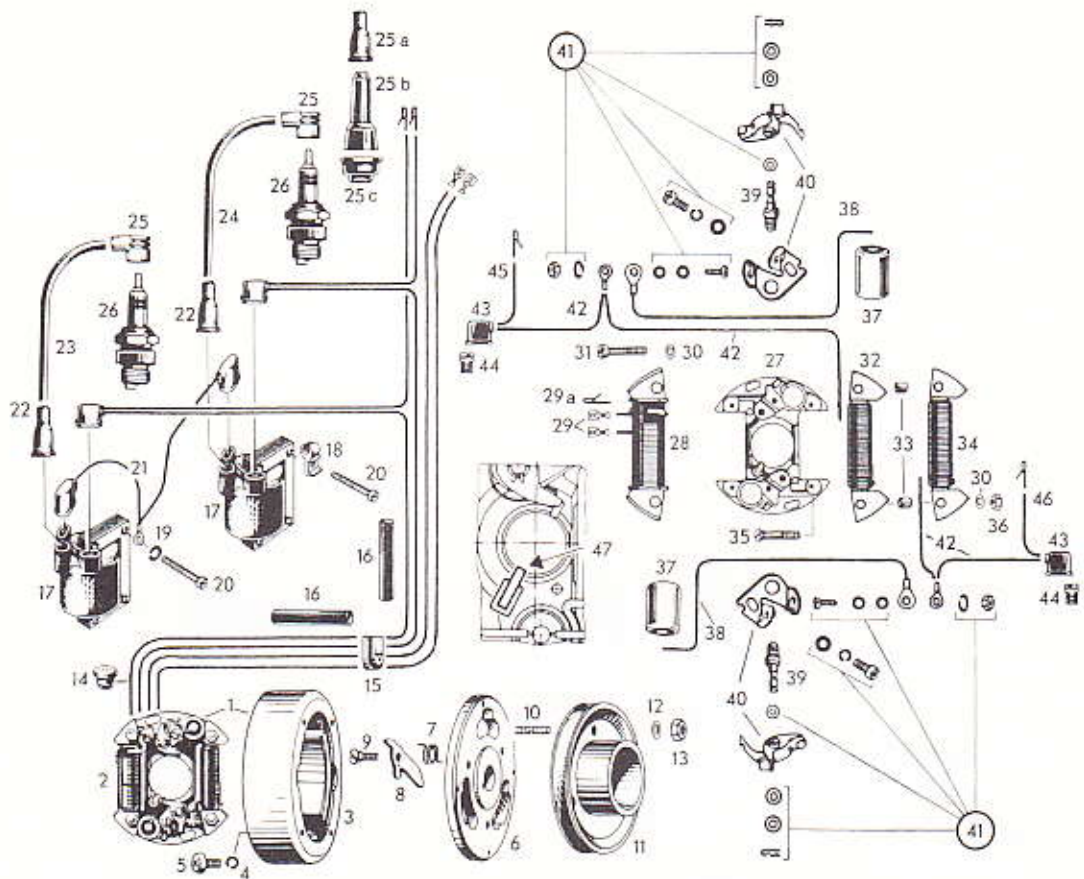
BOMBARDIER LTD./LTÉE



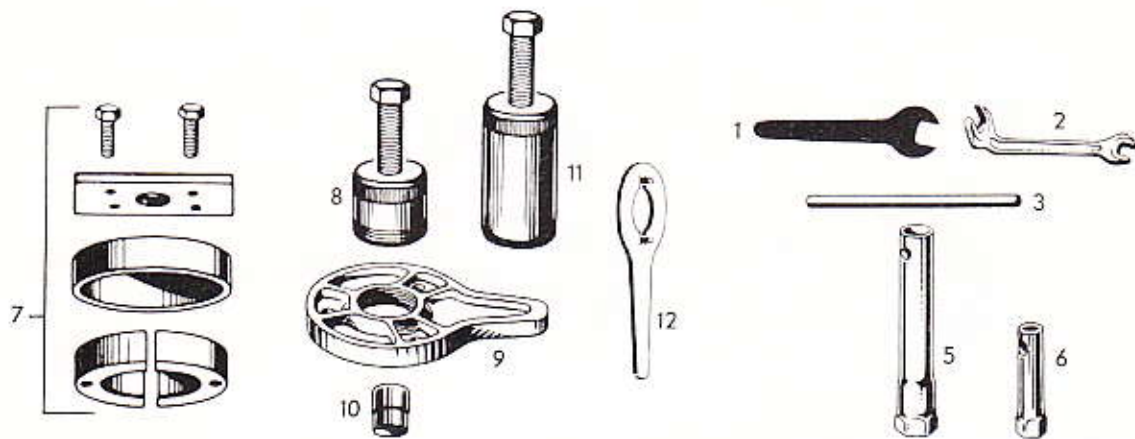
ITEM NO.	PART NO.	DESCRIPTION	QUANTITY 399	ITEM NO.	PART NO.	DESCRIPTION	QUANTITY 399
-	402 2192	Cylinder Cowl Right, Carburetor Side	1	23	402 0018	Hex. Nut M 8	2
1	402 2132	Gasket, Cylinder Flange	2	24	402 1174	Piston Assy. with Rings, 64.50, Std. P.T.O. Side	1
2	402 2180	Cylinder P.T.O. Side	1	24	402 1180	Dto., 650, 1st. Oversize	1
3	402 2181	Cylinder, Magneto Side	1	25	402 1175	Piston Assy. with Rings, 64.50, Std., P.T.O. Side	1
4	402 2133	Gasket, Cylinder Head	2	25	402 1181	Dto., 650, 1st. Oversize	1
5	402 2155	Cylinder Head, P.T.O. Side	1	25	402 1176	L-Ring 64.50, Std.	2
6	402 2156	Cylinder Head, Magneto Side	1	26-27	402 1177	Dto., 650, 1st. Oversize	2
7	402 0031	Washer, Cylinder Head	8	27	402 1186	Rectangular Ring 64.50, Std.	2
8	402 0017	Hex. Nut M 8	3	27	402 1187	Dto., 650, 1st. Oversize	2
9	402 2143	Distance Nut M 8	4	28	402 1063	Gudgeon Pin	2
10	402 2144	Distance Nut M 8 - 1/8" - 27NPT	1	29	402 1067	Circlip, Gudgeon Pin	4
11	402 2141	Stud M 8 x 34	2	30	402 4175	Spark Plug BOSCH W260 T1	2
12	402 2134	Intake Gasket, P.T.O. Side Cylinder	1	35	402 2163	Exhaust Socket 90 MM P.T.O. Side	1
13	402 2135	Intake Gasket, Magneto Side Cylinder	1	36	402 2164	Exhaust Socket 107MM Magneto Side	1
14	402 2148	Intake Manifold	1	37-38	402 2117	Muffler System Assembly	1
15	402 2136	Ring, Gasket	1	39-40	402 2166	Clamp Assembly 400	2
16	402 2182	Intake Cover	1	38	402 2167	Clamp Assembly 420	1
17	402 0031	Washer	2	40	402 2165	Inlet Elbow	1
18	402 2106	Lock Nut M 8	2	47	402 5010	Bolt M 6 x 20	2
19	402 2159	Stud M 8 x 41, Carburetor	2	48	402 0015	Lockwasher M 6	2
20		Tillotson Carburetor Flange Gasket	2	49	402 2053	Bolt M 6	2
21	402 2171	Isolating Flange 20 MM Thick	1				
22	402 2072	Isolating Washer	2				



ITEM NO.	PART NO.	DESCRIPTION	QUANTITY 399	ITEM NO.	PART NO.	DESCRIPTION	QUANTITY 399
1	402 5046	Rewind starter assy.	1	12	402 5028	Pivot arm	1
2	402 0015	Lock washer 6	4	13	402 5027	Friction washer	1
3	402 5011	Hex. screw M 6 x 15	4	14	402 5029	Pawl	2
4	402 7058	Starter housing	1	15	402 5030	Pawl spring	2
5	402 5036	Starter stop	1	16	402 5031	Pawl spring stop	2
6	402 5037	Countersunk screw M 5 x 8	2	17	402 5032	Friction spring	1
7,8,9	402 5023	Spring cartridge assy.	1	18	402 5033	Cover washer	1
7	402 5022	Rewind spring	1	19	402 5034	Circlip	1
8	402 5038	Spring guide	1	20	402 5016	Bolt 5 x 6, starter rope	1
9	402 5044	Cover, spring guide	1	21	402 5039	Rubber buffer	1
10	402 5047	Rope sheave	1	22	402 5052	Starter rope 1350 MM	1
11	402 5026	D-washer	1	23	402 5019	Starter grip	1



ITEM NO.	PART NO.	DESCRIPTION	QUANTITY 399	ITEM NO.	PART NO.	DESCRIPTION	QUANTITY 399
1	16	402 4168 Magneto Generator Ass'y. 12V. 75W,	1	26	402 4145 Spark Plug BOSCH W240 T1		2
2	402 4170	Armature Plate Ass'y.		27	402 4152 Armature Plate Alone		1
3	402 4167	Magneto Ring	1	28	402 4155 Lighting Coil with Cables 550 MM		1
4	402 0015	Lock Washer M6	4	29	402 4176 Faston Connector		2
5	402 4148	Cyl. Screw with Interior Hex. M6 x 10.5	4	30	402 4024 Lock Washer M5		4
6	402 4149	Magneto Housing	1	31	402 4048 Cyl. Screw M5 x 28		2
7	402 4096	Spring, Centrifugal Weight	1	32	402 4151 Generator Coil, Bottom, Right hand Winding		1
8	402 0146	Centrifugal Weight	1	33	402 4161 Distance Sleeve		2
9	402 4118	Bearing Screw, Centrifugal Weight	1	34	402 4150 Generator Coil, Top, Left Hand Winding		1
10	402 5050	Stud M8 x 15	3	35	402 4146 Countersunk Screw M5 x 38		2
11	402 0162	V-Belt Pulley	1	36	402 7049 Hex. Nut M5		2
12	402 1158	Locking Washer 8	3	37	402 4068 Condenser		2
13	402 0134	Hex. Nut M8	3	38	402 4164 Cable, Condenser		2
14	402 4122	Cable Grommet	1	39	402 4049 Pivot Pin, Contact Breaker		2
15	402 4158	Cable Grommet	1	40	402 4050 Contact Points Set		2
16	402 0168	Rubber Sleeve 55 MM	2	41	402 7016 Parts Set, Armature Plate		2
17	402 7008	Ignition Coil	2	42	402 4162 Generator Cable Ass'y. Blue-Black, 610-80 MM		2
18	402 4160	Plastic Clamp, Cables	1	43	402 4159 Rubber Cap		2
19	402 4024	Lock Washer 5	5	44	402 4177 Faston Connector		2
20	402 7004	Cyl. Screw M5 x 22, Ignition Coil	6	45	402 4166 Shorting Cable, Black, 215 MM with Pin		1
21	402 4153	Mass Cable Ass'y. Yellow	1	46	402 4165 Shorting Cable, Yellow, 290 MM with Pin		1
22	402 7003	Protection Cap Ignition Coil	2	47	402 4141 Lubricating Wick		1
23	402 4154	Ignition Cable 145 MM	1				
24	402 4154	Ignition Cable 145 MM	1				
25	402 4076	Spark Plug Protector	2				

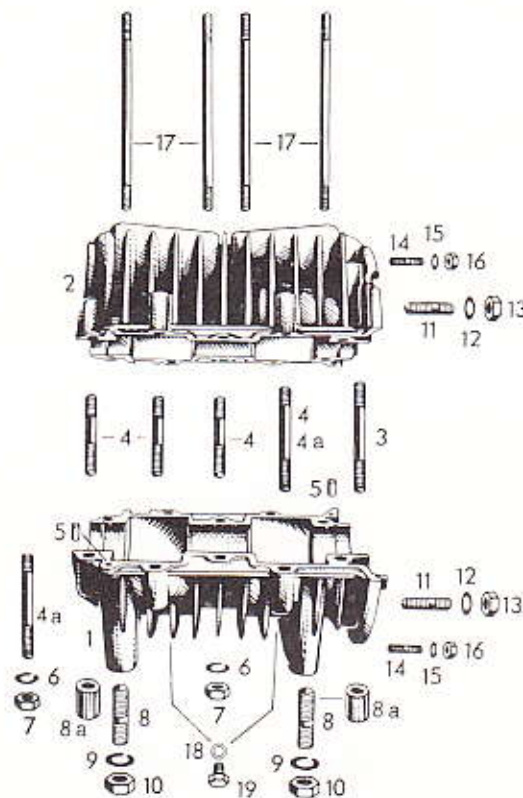


ITEM NO.	PART NO.	DESCRIPTION	QUANTITY 399	ITEM NO.	PART NO.	DESCRIPTION	QUANTITY 399
1, 2, 3, 5, 6,	402 8054	Tool set assy.	1	7	402 8001	Remover, bearing (402 1142)	1
1	402 8046	One-end wrench 11 MM	1	8	402 8044	Pulley assy., flywheel	1
2	402 8049	Angular wrench 10/13 MM	1	9	402 8045	Wrench to hold magneto housing	1
3	402 8039	Bolt 8 x 130, socket wrench	1	10	402 8005	Protection cap	1
5	402 8048	Socket wrench assy., spark plug	1	11	402 8055	Puller assy., starter gear	1
6	402 8024	Socket wrench 13 MM	1	12	402 8053	Wrench to hold pulley halves	1

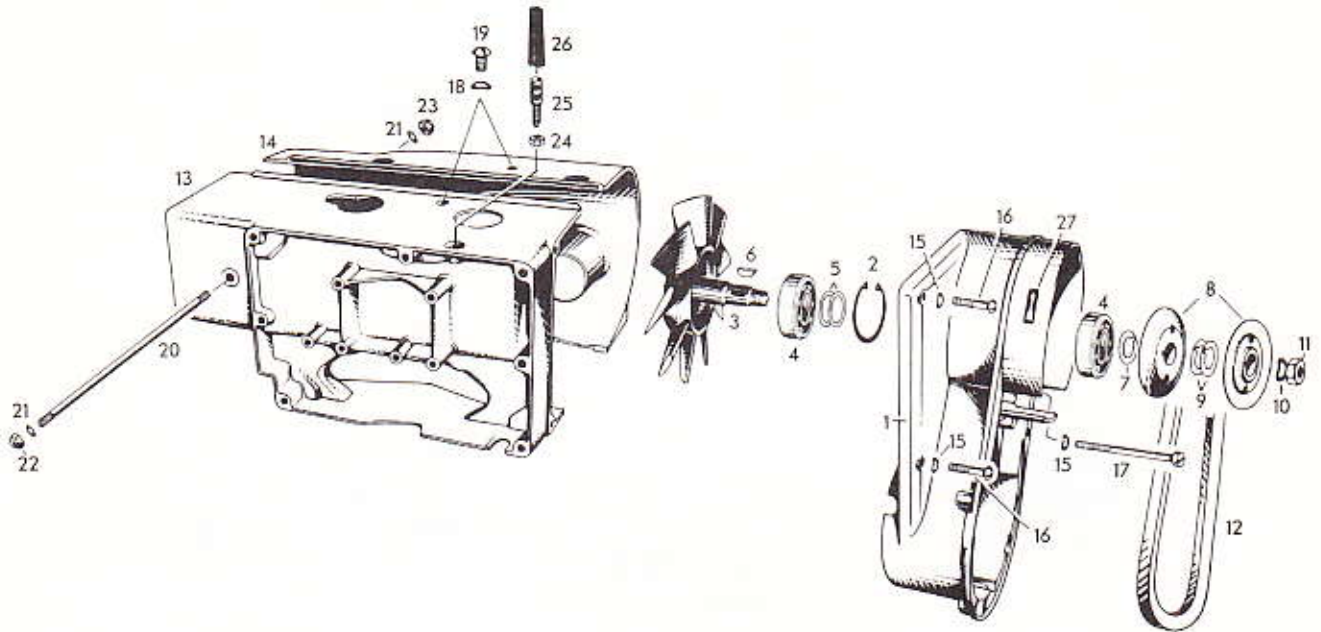
ROTAX ENGINE

1969

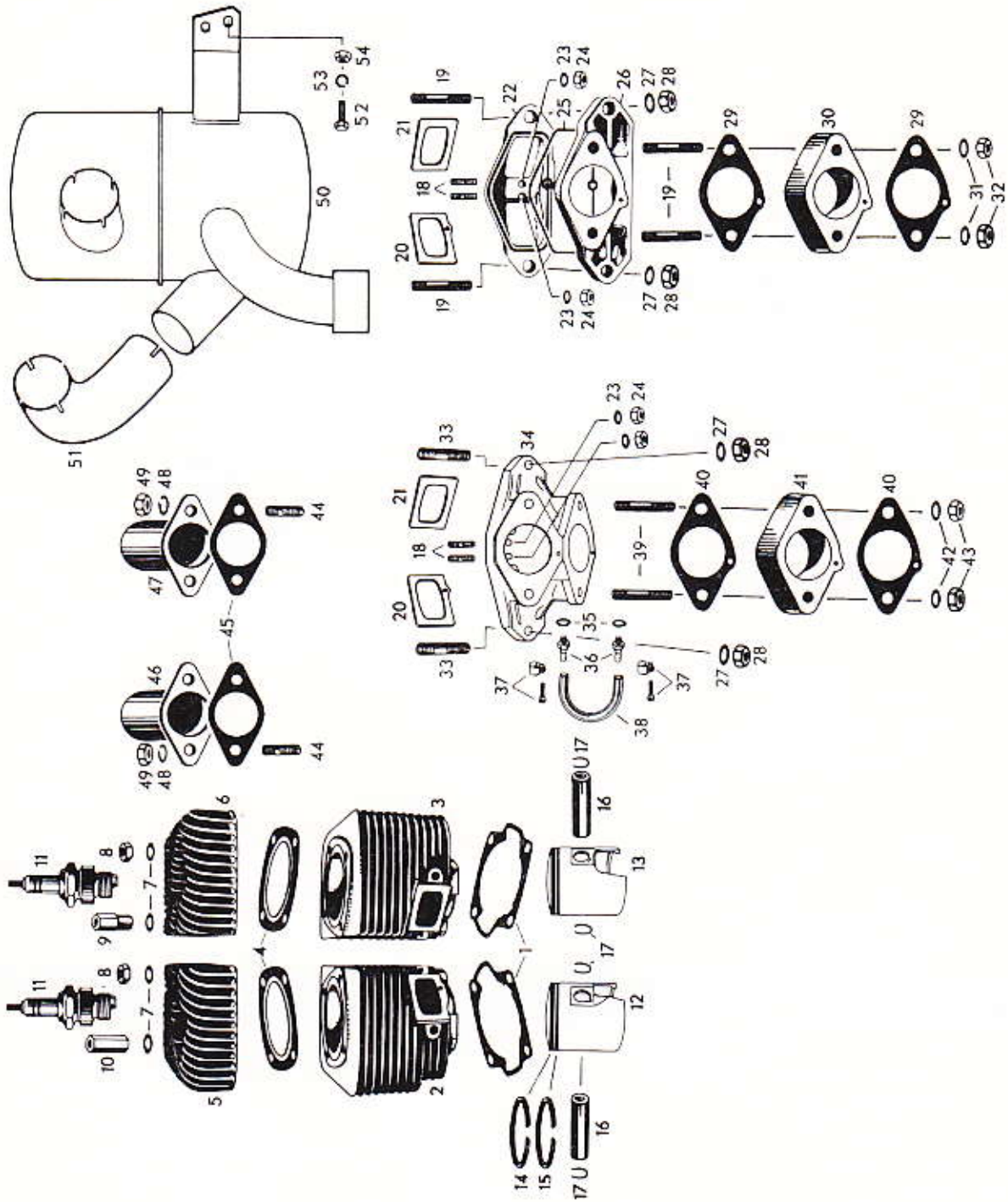
669CC - MANUAL



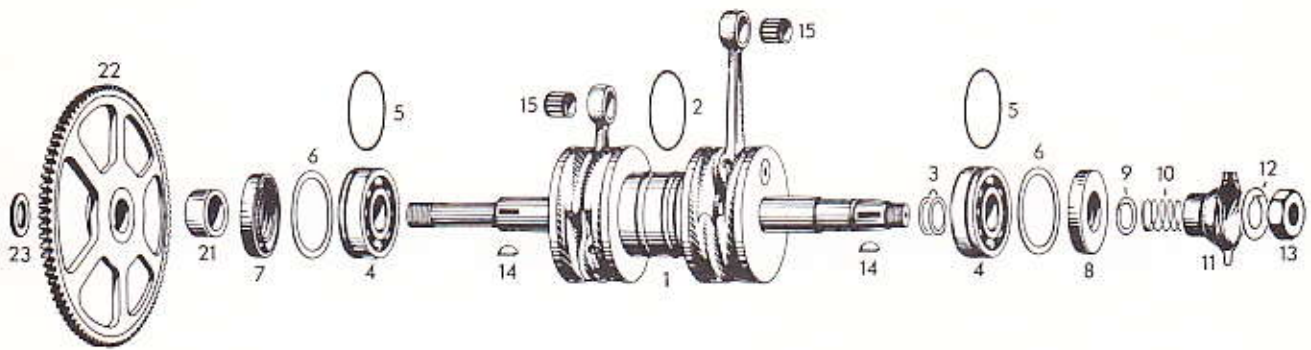
ITEM NO.	PART NO.	DESCRIPTION	QUANTITY 669	ITEM NO.	PART NO.	DESCRIPTION	QUANTITY 669
1,2,3,4,4A,5	402 0167	Crankcase Assy.	1	11	402 0115	Stud M 8 x 16, fan housing	4
3	402 0007	Stud M 8 x 56	2	12	402 1158	Locking washer 8	4
4	402 0123	Stud M 8 x 37	9	13	402 0134	Hex. nut M 8	4
4A	402 0009	Stud M 8 x 46	1	14	402 4117	Stud M 5 x 11.5, armature plate	2
5	402 0161	Dowel pin 50-x 10	2	15	402 4133	Washer 5.3	2
6	402 0016	Lock washer 8	12	16	402 0105	Hex. stop nut M 5	2
7	402 0018	Hex. nut M 8	12	17	402 0076	Stud M 8, cylinder	8
8	402 0113	Stud M 12 x 42.5	4	18	402 0019	Sealing ring	2
8A	402 0173	Distance sleeve 22 MM	4	19	402 0020	Oil drain screw	2
9	402 1038	Lock washer 12	4				
10	402 0117	Hex. nut M 12	4				



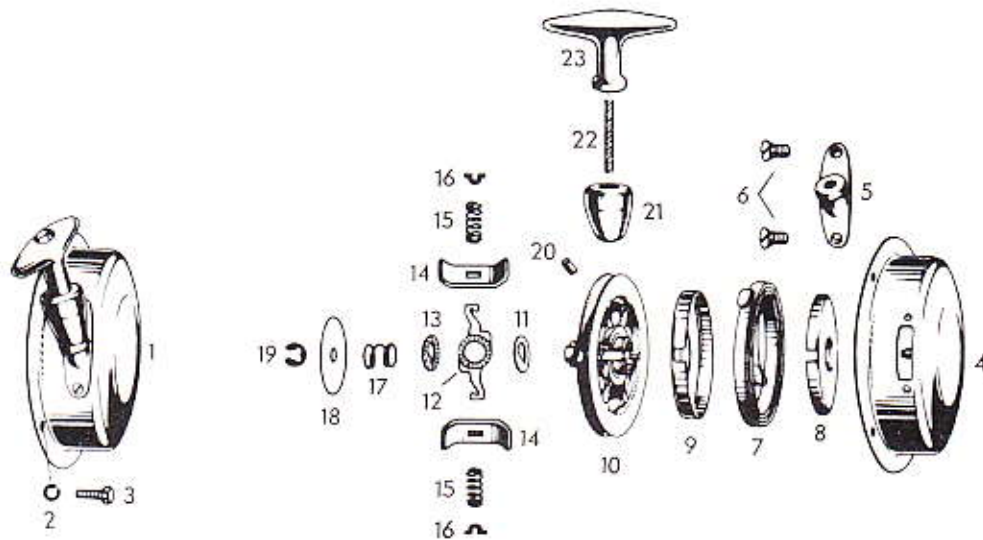
ITEM NO.	PART NO.	DESCRIPTION	QUANTITY 669	ITEM NO.	PART NO.	DESCRIPTION	QUANTITY 669
1	402 0158	Fan housing	1	15	402 0133	Spring washer B 6	3
2	402 0118	Locking ring	1	16	402 0151	Flat head screw M 6 x 30	2
3	402 0126	Fan with shaft assy.	1	17	402 2125	Cyl. screw M 6 x 80	1
4	402 0136	Ball bearing	2	18	402 0125	Spring washer B 8	2
5	402 1018	Washer	2	19	402 0152	Flat head screw 5/16 x 15	2
6	402 1009	Woodruff key 3 x 5	1	20	402 2142	Stud M 6 x 191	1
7	402 0129	Shim	1	21	402 4129	Washer 6,2	2
8	402 0163	Pulley half	2	22	402 2169	Locking nut M 6	1
9	402 0129	Shim	4	23	402 2104	Lock nut M 6	1
10	402 1084	Lock washer 14	1	25	402 0174	Adjustment bolt, gas cable	1
11	402 1086	Hex. nut M 14 x 1,5	1	26	402 0138	Support spring, gas cable	1
12	402 0121	V-belt	1	27	402 0092	Direction plate	1
13	402 0160	Cylinder cowl, right	1				
14	402 0159	Cylinder cowl, left	1				



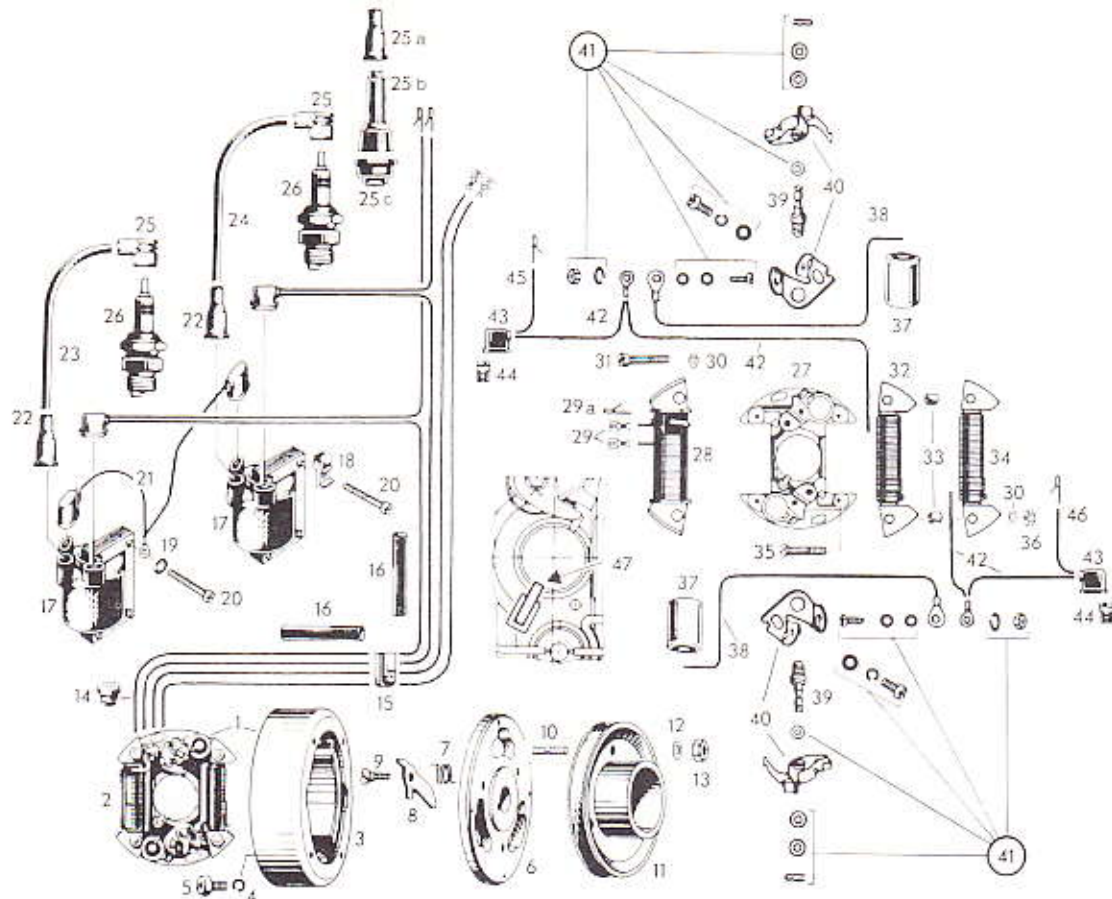
ITEM NO.	PART NO.	DESCRIPTION	QUANTITY 669	ITEM NO.	PART NO.	DESCRIPTION	QUANTITY 669
1	402 2137	Gasket, Cylinder Flange	2	28	402 2106	Lock Nut M 8	2
2	402 2184	Cylinder with Sleeve, P.T.O. Side	1	29	404 0212	Flange Gasket	2
3	402 2185	Cylinder with Sleeve, Magneto Side	1	30	402 2171	Isolating Flange 20 MM. Thick	1
4	402 2101	Gasket, Cylinder Head	2	31	402 2072	Isolating Washer	2
5	402 2129	Cylinder Head, P.T.O. Side	1	32	402 0018	Hex. Nut M 8	2
6	402 2130	Cylinder Head, Magneto Side	1	33	402 2002	Stud M 8 x 25	2
7	402 0031	Washer	8	34	402 2183	Intake Manifold for 2 HD Carburetors	1
8	402 0018	Hex. Nut M 8	3	35	402 0064	Sealing Washer	2
9	402 2145	Distance Nut M 8-5/16"	4	36	402 0065	Joint	2
10	402 2146	Distance Nut M 8-1/8 NPT	1	37	402 0063	Clamp	2
11	402 4080	Spark Plug Bosch M 280 T 31	2	38	402 0066	Impulse Line 120 MM.	1
12-	402 1182	Piston Ass'y. with rings, 780, P.T.O. Side	1	39	402 2159	Stud M 8 x 41	4
14-15	402 1185	Dto., 78, 50, 1 st. Oversize	1	40	404 0212	Flange Gasket	2
13-	402 1183	Piston Ass'y. with Rings, 780, Magneto Side	1	41	402 2171	Isolating Flange 20 MM. Thick	2
14-15	402 1184	Dto., 78, 50, 1st. Oversize	1	42	402 2072	Isolating Washer	4
14	402 1169	L-Ring 780	2	43	402 0018	Hex. Nut M 8	4
	402 1170	L-Ring 78, 50, 1st. Oversize	2	44	402 2038	Stud M 8 x 19	4
15	402 1171	Rectangular Ring 780	2	45	402 2100	Gasket, Exhaust Flange	2
	402 1172	Dto., 78, 50, 1st. Oversize	2	46	402 2113	Exhaust Socket with Flange, P.T.O. Side	1
16	402 1064	Gudgeon Pin	2	47	402 2109	Exhaust Socket with Flange, Magneto Side	1
17	402 1067	Circlip, Gudgeon Pin	4	48	402 0016	Lock Washer 8	4
18	402 2102	Stud M 6 x 25	2	49	402 0018	Hex. Nut M 8	4
19	402 2159	Stud M 8 x 41	4	50	402 2194	Muffler Ass'y.	1
20	402 2138	Intake Gasket, P.T.O. Side Cyl.	1	51	402 2195	Inlet Elbow	1
21	402 2139	Intake Gasket, Magneto Side Cylinder	1	52	402 4127	Hex. Screw M 6 x 20	2
22	402 2150	Intake Manifold	1	53	402 0015	Lock Washer 6	2
23	402 2107	Washer 6,2	2	54	402 2053	Hex. Nut M 6	2
24	402 2104	Lock Nut M 6	2	-	402 0178	Stud M 12 x 26, Engine Base	4
25	402 2140	Ring Gasket	1	-	402 0177	Distance Sleeve 6 MM., Engine Base	4
26	402 2151	Intake Cover	1	-	402 1038	Lock Washer 12	4
				-	402 0117	Hex. Nut M 12	4



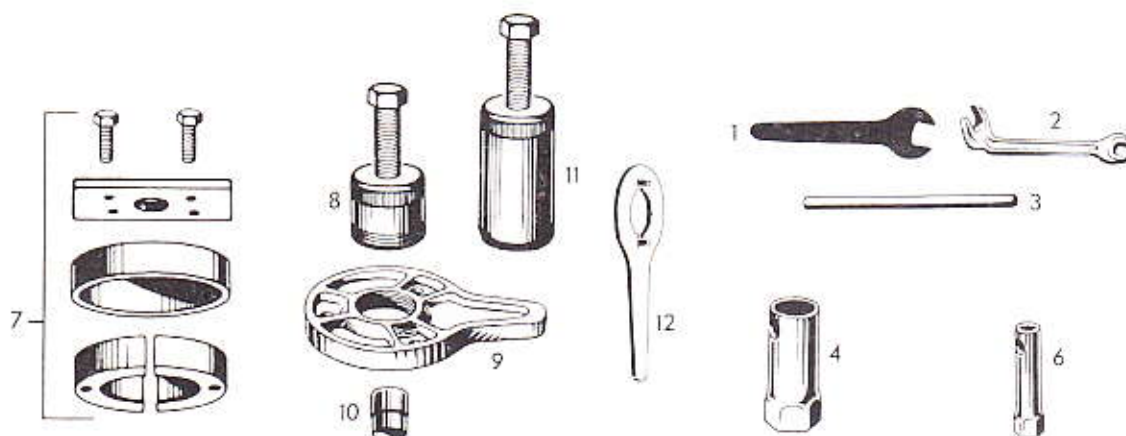
ITEM NO.	PART NO.	DESCRIPTION	QUANTITY 669	ITEM NO.	PART NO.	DESCRIPTION	QUANTITY 669
1, 2	402 1155	Crankshaft assy.	1	9	402 1026	Washer, cam spring	1
2	402 1119	O-ring	3	10	402 1036	Spring, breaker cam	1
3	402 1112	Shim 1, 0 MM	As Req.	11	402 1156	Breaker cam	1
3	402 1113	Shim 0, 15 MM	As Req.	12	402 1040	Lock washer	1
3	402 1114	Shim 0, 3 MM	As Req.	13	402 1043	Hex. nut M 18 x 1, 5	1
3	402 1115	Shim 0, 2 MM	As Req.	14	402 1010	Woodruff key 5 x 6, 5	2
4	402 1139	Ball bearing	2	15	402 1033	Needle cage	2
5	402 1119	O-ring	2	21	402 1144	Distance sleeve 24 MM, engine without electric starter only	1
6	402 1108	Retaining disk	2	22	402 5051	Starter gear 86 t.	1
7	402 1101	Oil seal	1				
8	402 1101	Oil seal	1				




ITEM NO.	PART NO.	DESCRIPTION	QUANTITY	ITEM NO.	PART NO.	DESCRIPTION	QUANTITY
			669				669
1	402 5046	Rewind starter assy.	1	12	402 5028	Pivot arm	1
2	402 0015	Lock washer 6	4	13	402 5027	Friction washer	1
3	402 5011	Hex. screw M 6 x 15	4	14	402 5029	Pawl	2
4	402 7058	Starter housing	1	15	402 5030	Pawl spring	2
5	402 5036	Starter stop	1	16	402 5031	Pawl spring stop	2
6	402 5037	Countersunk screw M 5 x 8	2	17	402 5032	Friction spring	1
7,8,9	402 5023	Spring cartridge assy.	1	18	402 5033	Cover washer	1
7	402 5022	Rewind spring	1	19	402 5034	Circlip	1
8	402 5038	Spring guide	1	20	402 5016	Bolt 5 x 6, starter rope	1
9	402 5044	Cover, spring guide	1	21	402 5039	Rubber buffer	1
10	402 5047	Rope sheave	1	22	402 5052	Starter rope 1350 MM	1
11	402 5026	D-washer	1	23	402 5019	Starter grip	1



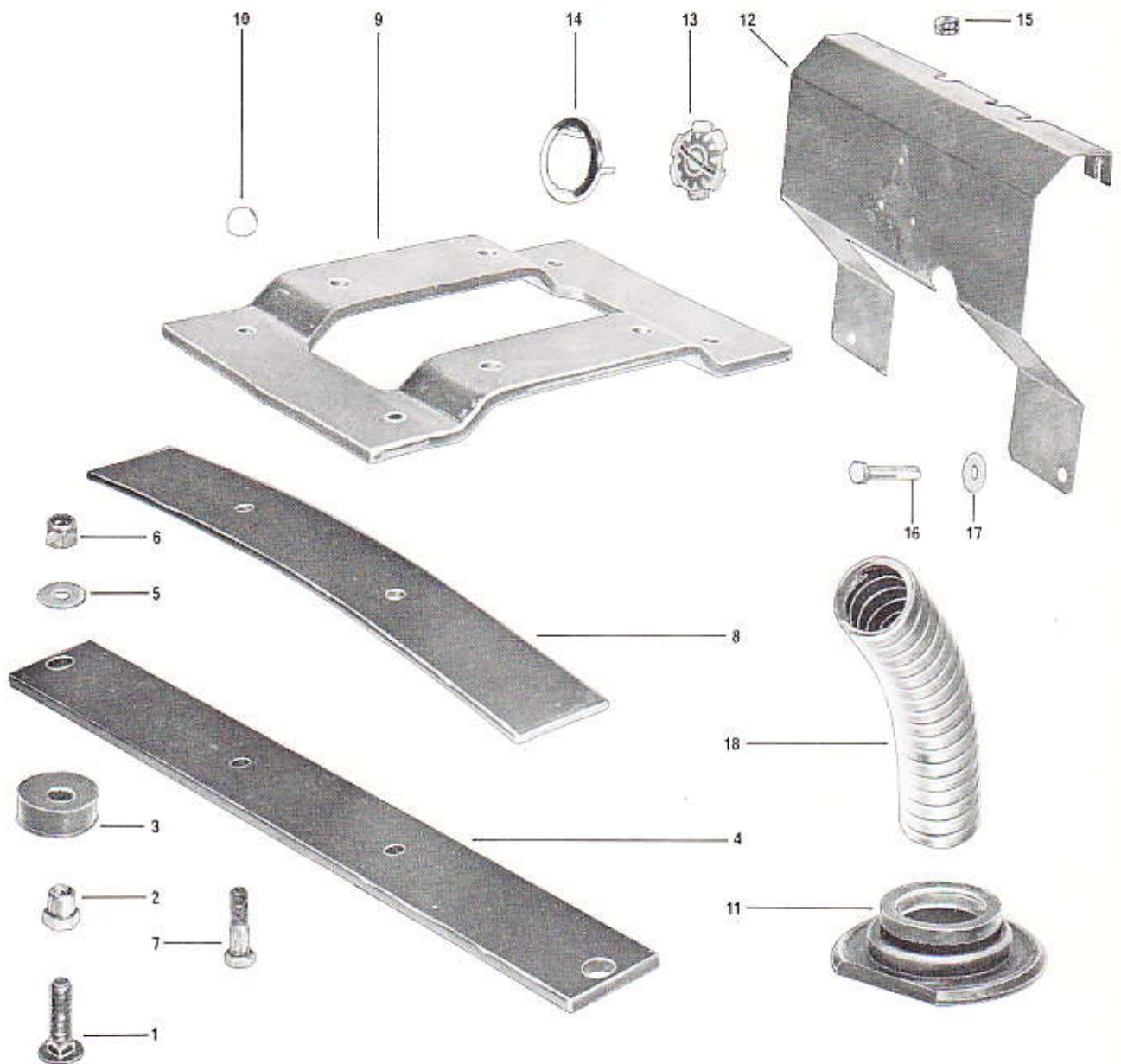
ITEM NO.	PART NO.	DESCRIPTION	QUANTITY 669	ITEM NO.	PART NO.	DESCRIPTION	QUANTITY 669
1 + 16	402 4169	Magneto generator assy., 12 V. 75 W.	1	25C	402 4182	Protection cap, spark plug	2
2	402 4178	Armature plate assy.	1	26	402 4080	Spark plug M280 T31	2
3	402 4167	Magneto ring	1	27	402 4152	Armature plate alone	1
4	402 0015	Lock washer 6	4	28	402 4155	Lighting coil with cables 550 MM	1
5	402 4148	Cyl. screw		29A	402 4183	Contact pin	2
6	402 4149	Magneto housing	1	30	402 4024	Lock washer 5	4
7	402 4096	Spring, centrifugal weight	1	31	402 4048	Cyl. screw M 5 x 28	2
8	402 0146	Centrifugal weight	1	32	402 4151	Generator coil, bottom, right hand winding	1
9	402 4118	Bearing screw,		33	402 4161	Distance sleeve	2
10	402 5050	Stud M 8 x 15	3	34	402 4150	Generator coil, top, left hand winding	1
11	402 0162	V-belt pulley	1	35	402 4146	Countersunk screw M5 x 38	2
12	402 1158	Locking washer 8	3	36	402 7049	Hex. nut M5	2
13	402 0134	Hex. nut M 8	3	37	402 4068	Condenser	2
14	402 4122	Cable grommet	1	38	402 4164	Cable, condenser	2
15	402 4158	Cable grommet	1	39	402 4049	Pivot pin, contact breaker	2
16	402 0168	Rubber sleeve 55 MM	1	40	402 4050	Contact points set	2
17	402 7008	Ignition coil	2	41	402 7016	Parts set, armature plate	2
18	402 4160	Plastic clamp, cables	1	42	402 4162	Generator cable assy., blue-black, 610-80 MM	2
19	402 4024	Lock washer 5	7	43	402 4159	Rubber cap	2
20	402 7004	Cyl. screw M 5 x 22,		44	402 4177	Faston connector	2
20	402 0175	Cyl. screw M 5 x 12,		45	402 4166	Shorting cable, black, 215 MM, with pin	1
21	402 7062	Mass. cable assy., yellow, 80 MM	2	46	402 4155	Shorting cable, yellow, 290 MM, with pin	1
22	402 7003	Protection cap,		47	402 4141	Lubricating wick	1
23	402 4075	Ignition cable 200 MM	1				
24	402 4075	Ignition cable 200 MM	1				
25A	402 7003	Protection cap, cable	2				
25B	402 7071	Plug protector	2				



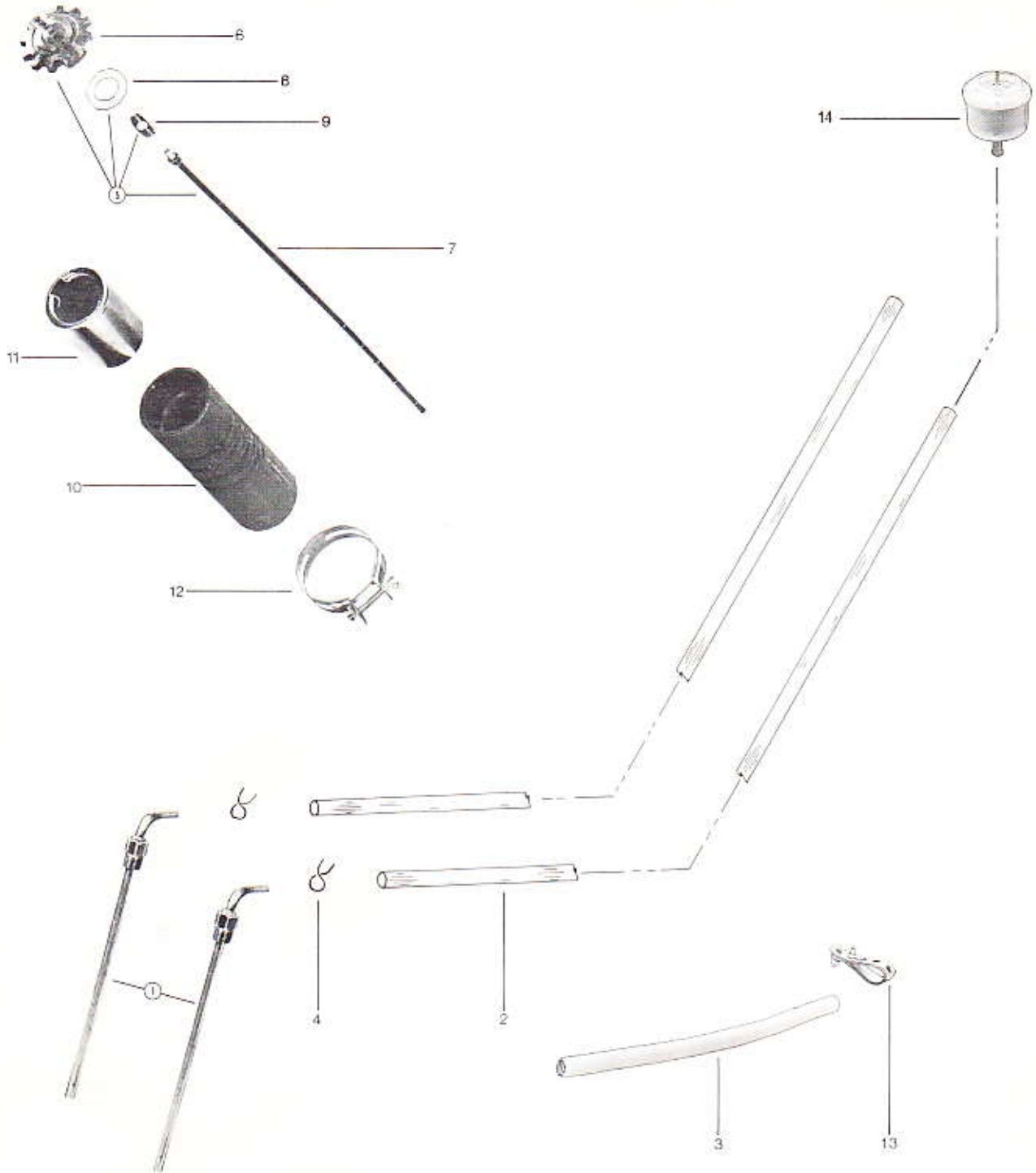
ITEM NO.	PART NO.	DESCRIPTION	QUANTITY 669	ITEM NO.	PART NO.	DESCRIPTION	QUANTITY 669
1, 2, 3, 4, 6,	402 8050	Tool set assy.	1	7	402 8002	Remover, bearing 832 010	1
1	402 8046	One-end wrench 11 MM	1	8	402 8044	Pulley assy. flywheel	1
2	402 8049	Angular wrench 10/13 MM	1	9	402 8045	Wrench to hold magneto housing	1
3	402 8039	Bolt 8 x 130, socket wrench	1	10	402 8005	Protection cap	1
4	402 8022	Socket wrench, spark plug	1	12	402 8053	Wrench to hold pulley halves	1
6	402 8024	Socket wrench 13 MM	1	11	402 8055	Pulley assy. starter gear	1



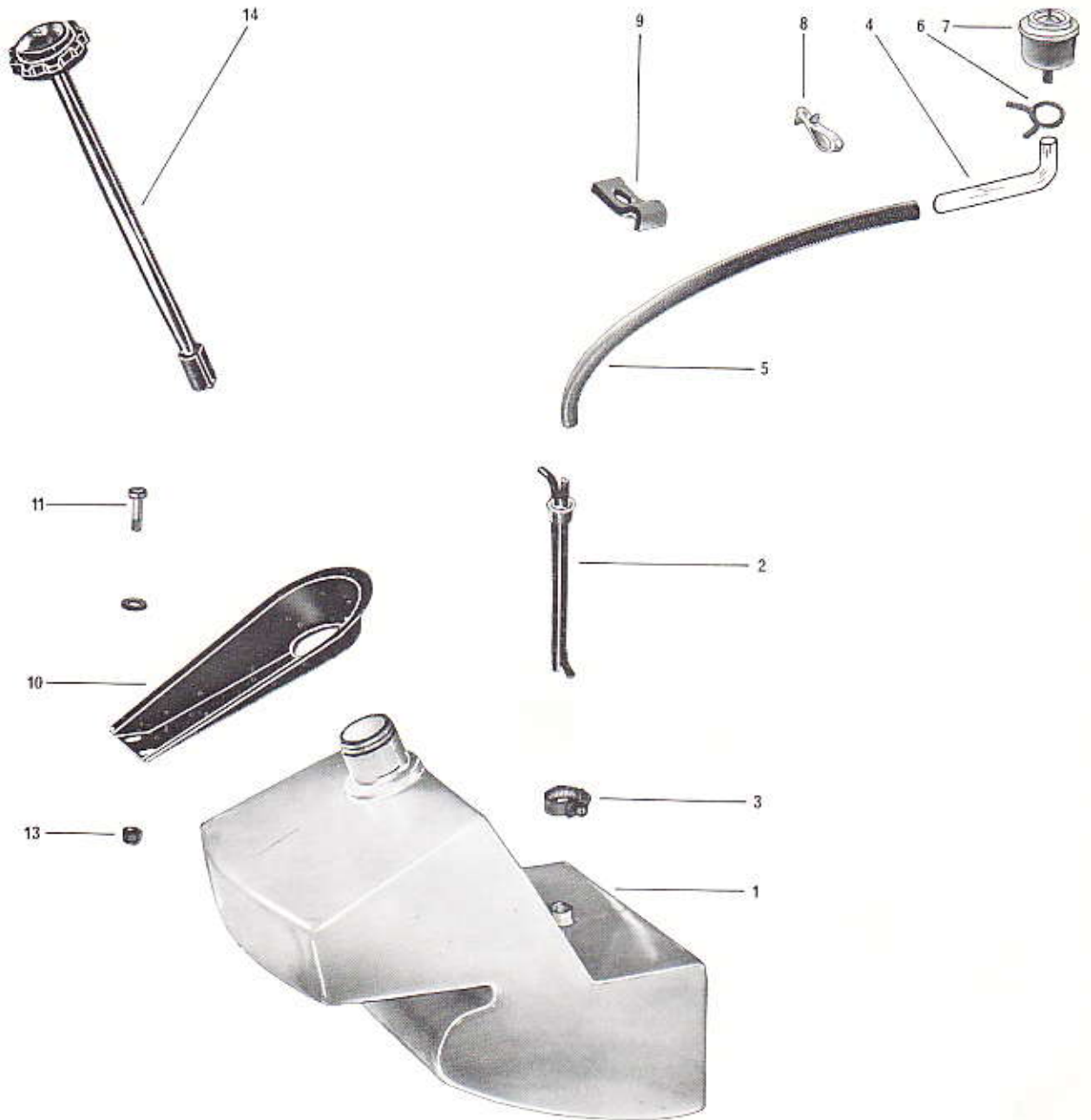
ITEM NO.	PART NO.	DESCRIPTION	QUANTITY		ITEM NO.	PART NO.	DESCRIPTION	QUANTITY	
			12/3	320				12/3	320
			SS	SS				SS	SS
1	360 8007	Carriage Bolt	4	4	6	386 6024	Nut	4	4
2	512 0011	Threaded Bushing	4	4	7	512 0017	Engine Bracket	1	1
3	570 1202	Insulator Rubber	4	4	8	309 8012	Bolt w/Knurling	4	4
4	512 0012	Engine Support	2		9	306 6022	Nut	4	4
4	512 0065	Engine Support		2	10	570 1403	Exhaust Grommet	1	1
5	399 9006	Flat Washer	4	4					



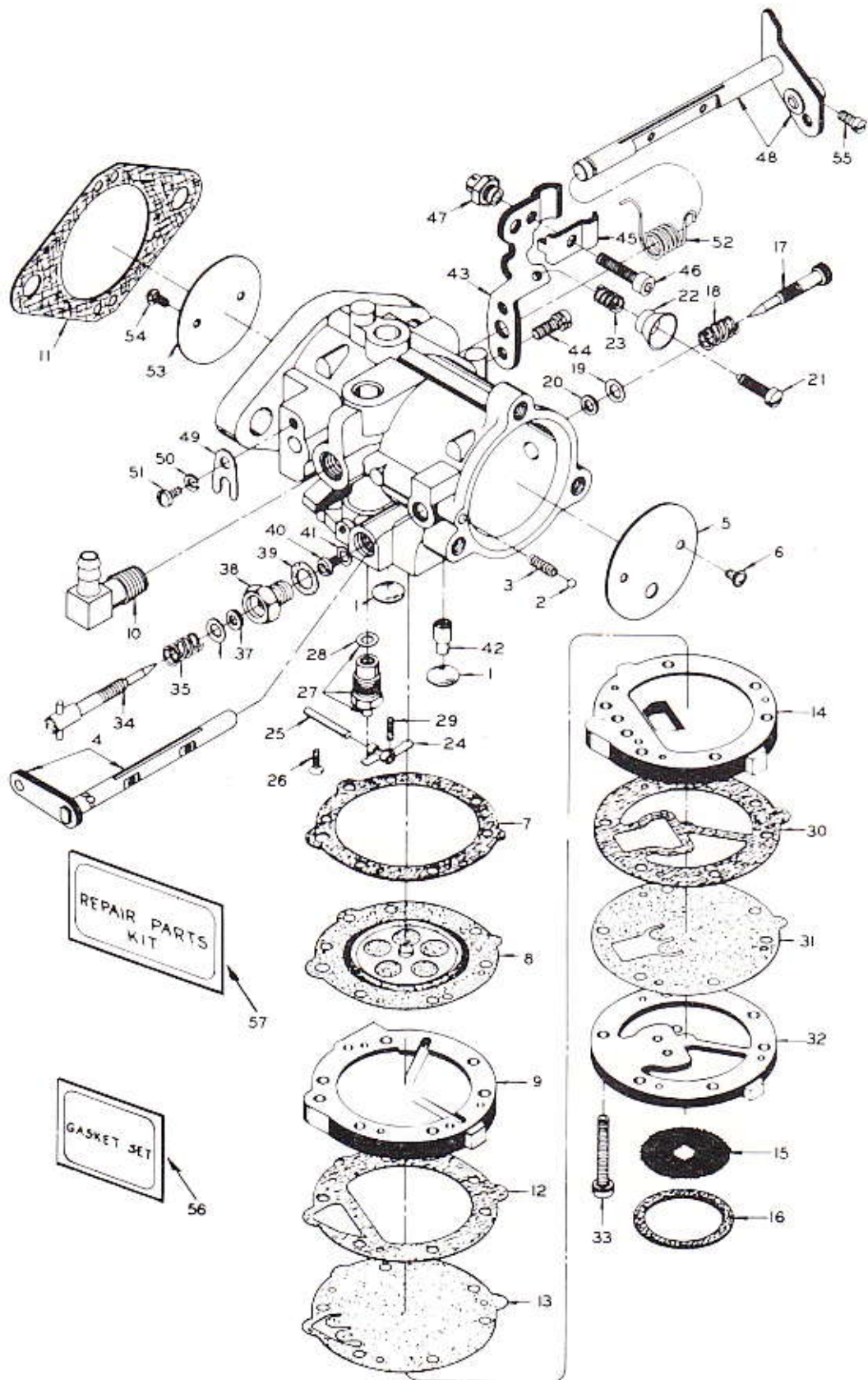
ITEM NO.	PART NO.	DESCRIPTION	QUANTITY		ITEM NO.	PART NO.	DESCRIPTION	QUANTITY	
			399 TNT	669 TNT				399 TNT	669 TNT
1	360 8007	Bolt	4		10	386 6022	Nut	4	4
1	360 8010	Bolt		4	11	570 1403	Exhaust grommet	1	
2	512 0011	Threaded bushing	4	4	11	570 1404	Exhaust grommet		1
3	570 1202	Insulator rubber	4	4	12	512 0059	Engine console	1	
4	512 0046	Engine support	2		12	512 0051	Engine console		1
4	512 0053	Engine support		2	13	414 0186	Console crest	1	1
5	399 9006	Flat washer	4	4	14	517 0123	Crest retaining ring	1	1
6	386 6024	Nut	4	4	15	570 1503	Grommet	2	2
7	309 8025	Bolt W/knurling	4	6	16	300 7000	Bolt	4	
8	512 0047	Engine leaf spring	2		16	300 5000	Bolt		4
8	512 0054	Engine leaf spring		2	17	399 9032	Flat washer	4	
9	512 0032	Engine Bracket	1		17	399 9015	Flat washer		4
9	512 0037	Engine bracket		1	18	414 0349	Exhaust pipe	1	

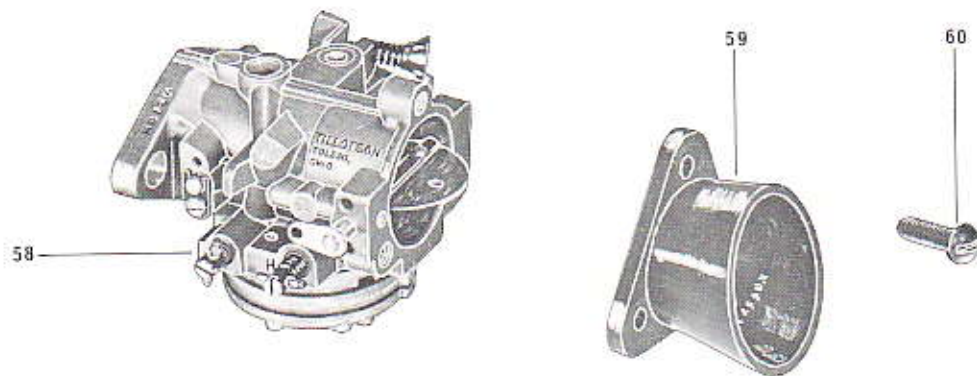


ITEM NO.	PART NO.	DESCRIPTION	QUANTITY			ITEM NO.	PART NO.	DESCRIPTION	QUANTITY		
			12/3 SS	320 SS	399 TNT				12/3 SS	320 SS	399 TNT
1	513 0035	Fuel Line Adaptor	2	2	2	8	414 0293	Gasket	1	1	1
2	414 0130	Fuel Line (Mult. 12'')	-	-	-	9	513 0047	Spring	1	1	1
3	414 0178	Isolating Line (Mult. 12'')	-	-	-	10	570 1302	Filler Pipe Extension	1	1	1
4	414 0128	Hose Clamp	4	4	4	11	513 0044	Filler Neck	1	1	1
5	580 1051	Fuel Tank Cap Ass'y.	1	1	1	12	408 8002	Clamp	2	2	2
6	414 0290	Fuel Tank Cap	1	1	1	13	410 9031	Plastic Strip	1	1	1
7	414 0249	Fuel Tank Gauge	1	1	1	14	414 0112	Fuel Filter	1	1	1



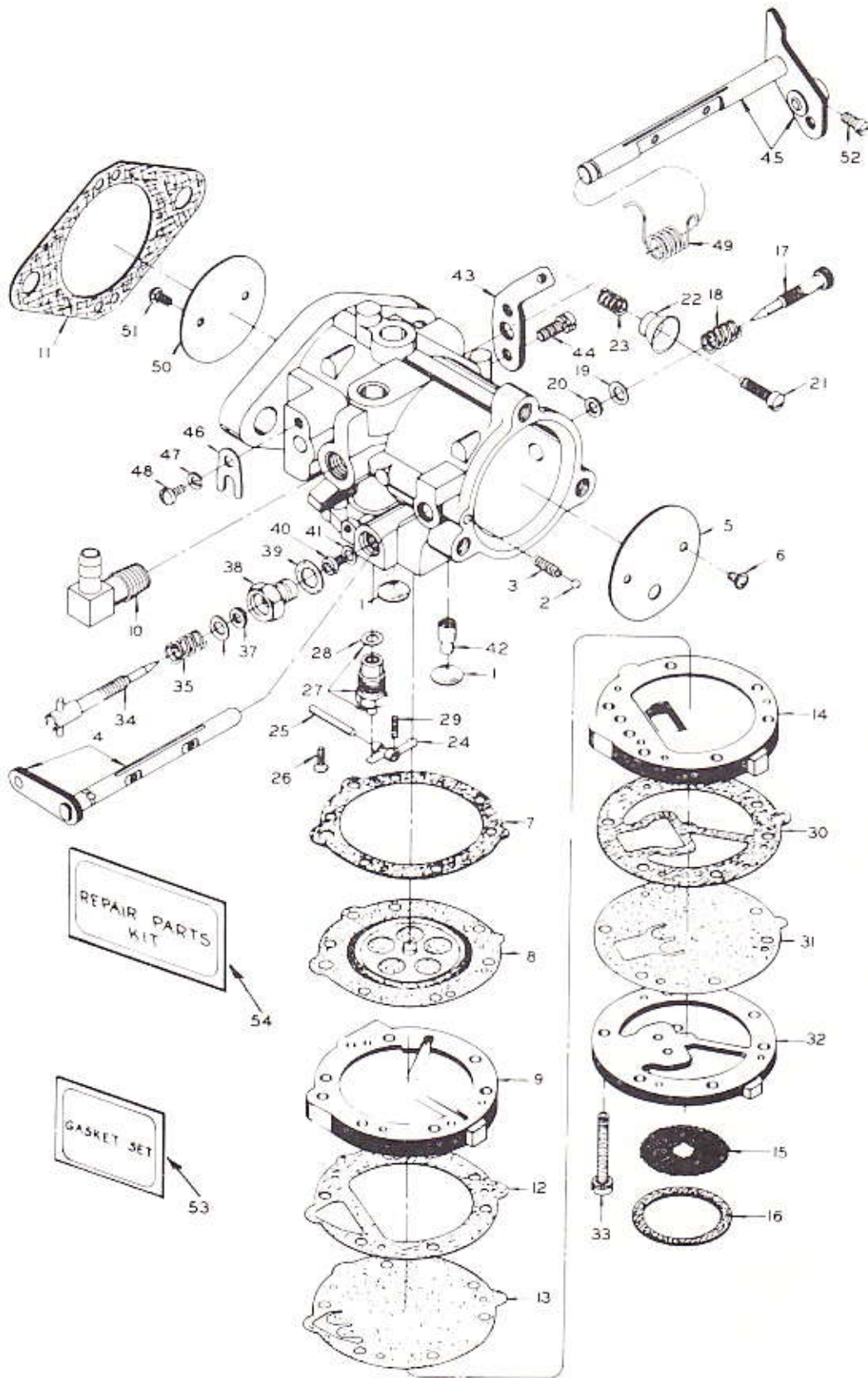
ITEM NO.	PART NO.	DESCRIPTION	QUANTITY		ITEM NO.	PART NO.	DESCRIPTION	QUANTITY	
			669	TNT				669	TNT
1	414 0135	Fuel Tank	1		8	114 0043	Hose Tie	1	
2	513 0046	Fuel Line Adapter	1		9	513 0053	Clip	1	
3	408 8004	Gear Clamp	1		10	517 0124	Filler Neck Bib	1	
4	414 0130	Fuel Line (Mult. 12'')	-		11	320 1102	Bolt	2	
5	414 0178	Isolating Line (Mult. 12'')	-		12	391 0021	Flat Washer	2	
6	414 0128	Hose Clamp	4		13	386 6019	Nut	2	
7	414 0112	Fuel Filter	1		14	414 0209	Fuel Tank Cap w/Gauge	1	






ITEM NO.	PART NO.	DESCRIPTION	QUANTITY 669 TNT	ITEM	PART	DESCRIPTION	QUANTITY 669 TNT
1	404 0011	*Body Channel Welch Plug	2	35	404 0147	High Speed Mixture Screw Gland	1
2	404 0013	Choke Friction Ball	1	36	404 0144	High Speed Mixture Screw Gland Gasket	1
3	404 0014	Choke Friction Spring	1	37	404 0063	High Speed Mixture Screw Packing	1
4	404 0210	Choke Shaft & Lever	1	38	404 0068	*High Speed Mixture Screw Spring	1
5	404 0180	Choke Shutter	1	39	404 0058	High Speed Mixture Screw Washer	1
6	404 0028	Choke Shutter Screw	2	40	404 0227	*Main Fuel Jet (.081)	1
7	404 0031	Diaphragm Gasket	1	41	404 0174	Main Fuel Jet Gasket	1
8	404 0033	*Diaphragm	1	42	404 0089	Nozzle Check Valve	1
9	404 0165	Diaphragm Cover	1	43	404 0214	Throttle Cable Bracket	1
10	404 0211	Elbow Connector Assembly	1	44	404 0048	Throttle Cable Bracket Ret. Screw	2
11	404 0212	Flange Gasket	1	45	404 0215	Throttle Cable Clamp	1
12	404 0166	Fuel Pump Gasket	1	46	404 0216	Throttle Cable Clamp Ret. Screw	1
13	404 0167	*Fuel Pump Diaphragm	1	47	404 0217	Throttle Cable Clamp Ret. Nut	1
14	404 0168	Fuel Pump Body	1	48	404 0225	Throttle Shaft & Lever	1
15	404 0181	*Fuel Strainer Screen	1	49	404 0104	Throttle Shaft Clip	1
16	404 0050	Fuel Strainer Cover Gasket	1	50	404 0105	Throttle Shaft Clip Lockwasher	1
17	404 0054	*Idle Mixture Screw	1	51	404 0106	Throttle Shaft Clip Ret. Screw	1
18	404 0068	*Idle Mixture Screw Spring	1	52	404 0219	*Throttle Shaft Return Spring	1
19	404 0058	Idle Mixture Screw Washer	1	53	404 0116	Throttle Shutter	1
20	404 0063	Idle Mixture Screw Packing	1	54	404 0028	*Throttle Shutter Screw	2
21	404 0064	*Idle Speed Screw	1	55	404 0220	*Throttle Wire Ret. Screw	1
22	404 0158	Idle Speed Screw Cup	1	56	404 0221	*Gasket Set	1
23	404 0067	*Idle Speed Screw Spring	1	57	404 0228	Repair Parts Kit	1
24	404 0069	*Inlet Control Lever	1	58	403 0015	Carburetor	1
25	404 0072	*Inlet Control Lever Pin	1	59	570 1208	Intake Funnel	1
26	404 0073	*Inlet Control Lever Pin Ret. Screw	1	60	321 7100	Machine Screw	3
27	404 0169	*Inlet Needle, Seat & Gasket	1				
28	404 0080	Inlet Seat Gasket	1				
29	404 0081	*Inlet Tension Spring	1				
30	404 0170	Inlet Valve Gasket	1				
31	404 0171	*Inlet Valve Diaphragm	1				
32	404 0213	Inlet Valve Body	1				
33	404 0173	Inlet Valve Body Screw & Lockwasher	6				
34	404 0055	*High Speed Mixture Screw	1				

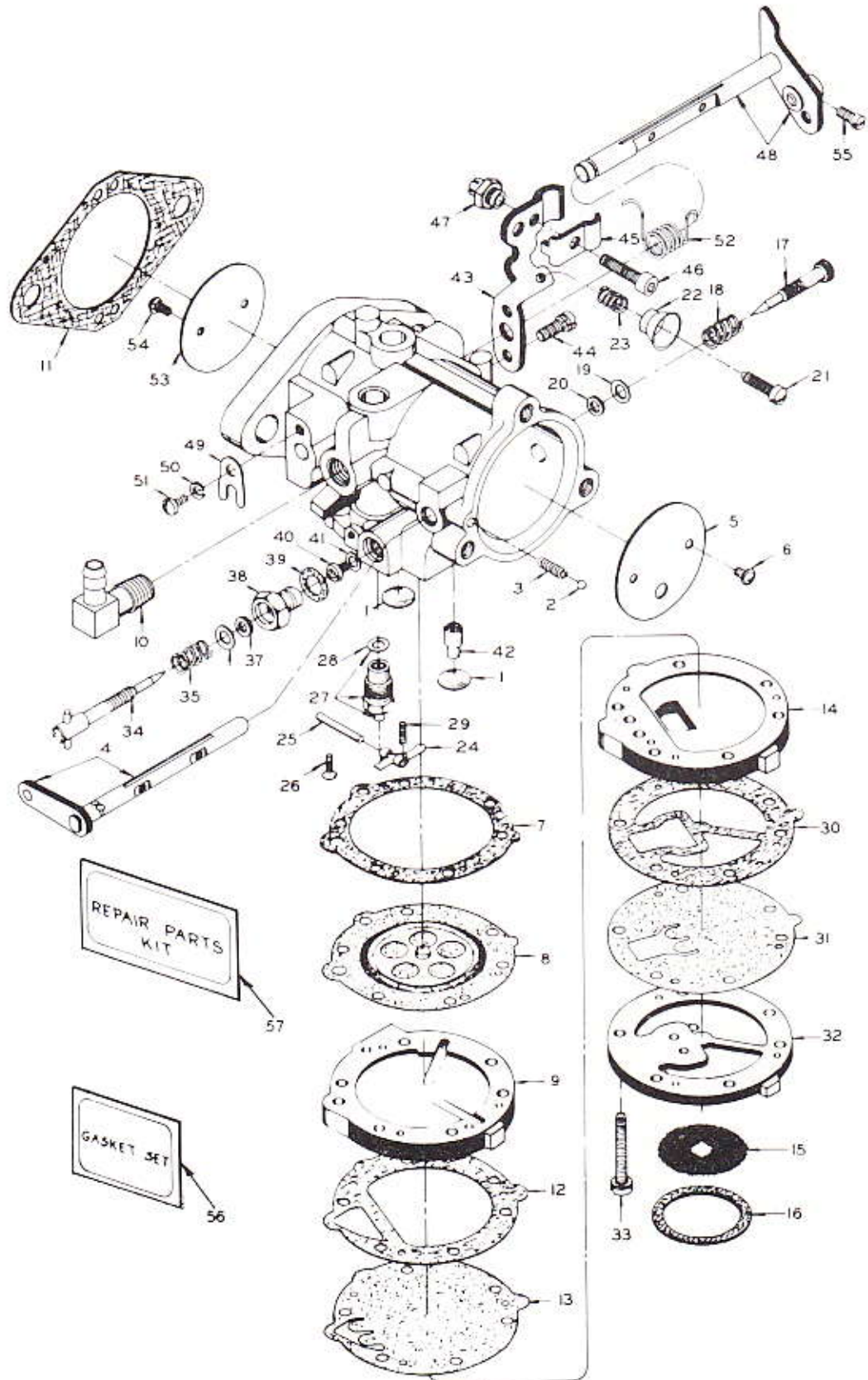
(*) Indicates contents of Repair Parts Kit






ITEM NO.	PART NO.	DESCRIPTION	QUANTITY 669 TNT	ITEM NO.	PART NO.	DESCRIPTION	QUANTITY 669 TNT
1	404 0011	*Body channel wetch plug	2	34	404 0055	*High speed mixture screw	1
2	404 0013	Choke friction ball	1	35	404 0147	High speed mixture screw gland	1
3	404 0014	Choke friction spring	1	36	404 0144	High speed mixture screw gland gasket	1
4	404 0210	Choke shaft & lever	1	37	404 0063	High speed mixture screw packing	1
5	404 0180	Choke shutter	1	38	404 0068	*High speed mixture screw spring	1
6	404 0028	Choke shutter screw	2	39	404 0058	High speed mixture screw washer	1
7	404 0081	Diaphragm gasket	1	40	404 0223	*Main fuel jet (.1015)	1
8	404 0033	*Diaphragm	1	41	404 0174	Main fuel jet gasket	1
9	404 0165	Diaphragm cover	1	42	404 0089	Nozzle check valve	1
10	404 0211	Elbow connector assembly	1	43	404 0224	Throttle cable bracket	1
11	404 0212	Flange gasket	1	44	404 0048	Throttle cable bracket ret. screw	2
12	404 0166	Fuel pump gasket	1	45	404 0225	Throttle shaft & lever	1
13	404 0167	*Fuel pump diaphragm	1	46	404 0104	Throttle shaft clip	1
14	404 0168	Fuel pump body	1	47	404 0105	Throttle shaft clip lockwasher	1
15	404 0181	*Fuel strainer screen	1	48	404 0106	Throttle shaft clip ret. screw	1
16	404 0050	Fuel strainer cover gasket	1	49	404 0219	*Throttle shaft return spring	1
17	404 0054	*Idle mixture screw	1	50	404 0116	Throttle shutter	1
18	404 0068	*Idle mixture screw spring	1	51	404 0028	*Throttle shutter screw	2
19	404 0058	Idle mixture screw washer	1	52	404 0220	*Throttle wire ret. screw	1
20	404 0063	Idle mixture screw packing	1	53	404 0221	*Gasket set	1
21	404 0064	*Idle speed screw	1	54	404 0226	Repair parts kit	1
22	404 0158	Idle speed screw cup	1	55	403 0014	Carburetor	1
23	404 0067	*Idle speed screw spring	1	56	570 1208	Intake funnel	1
24	404 0069	*Inlet control lever	1	57	324 9100	Machine screw	3
25	404 0072	*Inlet control lever pin	1				
26	404 0073	*Inlet control lever pin ret. screw	1				
27	404 0169	*Inlet needle, seat & gasket	1				
28	404 0080	Inlet seat gasket	1				
29	404 0081	*Inlet tension spring	1				
30	404 0170	Inlet valve gasket	1				
31	404 0171	*Inlet valve diaphragm	1				
32	404 0213	Inlet valve body	1				
33	404 0173	Inlet valve body screw & lockwasher	6				

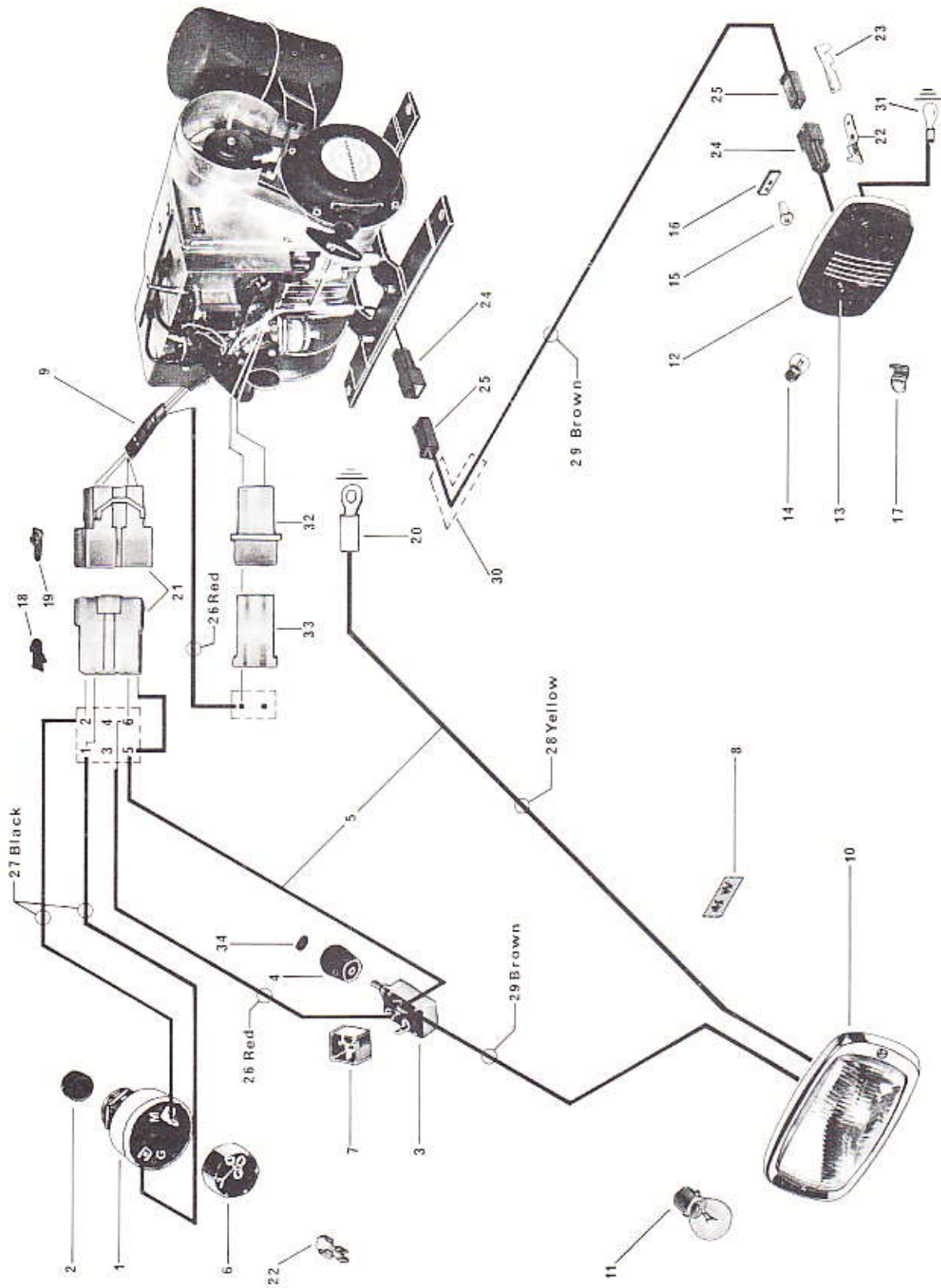
(*) Indicates contents of repair parts kit.





ITEM NO.	PART NO.	DESCRIPTION	QUANTITY 669 TNT	ITEM NO.	PART NO.	DESCRIPTION	QUANTITY 669 TNT
1	404 0011	*Body Channel Welch Plug	2	36	404 0144	High Speed Mixture Screw Gland Gasket	1
2	404 0013	Choke Friction Ball	1	37	404 0063	High Speed Mixture Screw Packing	1
3	404 0014	Choke Friction Spring	1	38	404 0068	*High Speed Mixture Screw Spring	1
4	404 0210	Choke Shaft & Lever	1	39	404 0058	High Speed Mixture Screw Washer	1
5	404 0180	Choke Shutter	1	40	404 0179	*Main Fuel Jet (.120)	1
6	404 0028	Choke Shutter Screw	2	41	404 0174	Main Fuel Jet Gasket	1
7	404 0031	Diaphragm Gasket	1	42	404 0089	Nozzle Check Valve	1
8	404 0033	*Diaphragm	1	43	404 0214	Throttle Cable Bracket	1
9	404 0165	Diaphragm Cover	1	44	404 0048	Throttle Cable Bracket Ret. Screw	2
10	404 0211	Elbow Connector Assembly	1	45	404 0215	Throttle Cable Clamp	1
11	404 0212	Flange Gasket	1	46	404 0216	Throttle Cable Clamp Ret. Screw	1
12	404 0166	Fuel Pump Gasket	1	47	404 0217	Throttle Cable Clamp Ret. Nut	1
13	404 0167	*Fuel Pump Diaphragm	1	48	404 0218	Throttle Shaft & Lever	1
14	404 0168	Fuel Pump Body	1	49	404 0104	Throttle Shaft Clip	1
15	404 0181	*Fuel Strainer Screen	1	50	404 0105	Throttle Shaft Clip Lockwasher	1
16	404 0050	Fuel Strainer Cover Gasket	1	51	404 0106	Throttle Shaft Clip Ret. Screw	1
17	404 0054	*Idle Mixture Screw	1	52	404 0219	*Throttle Shaft Return Spring	1
18	404 0068	*Idle Mixture Screw Spring	1	53	404 0116	Throttle Shutter	1
19	404 0058	Idle Mixture Screw Washer	1	54	404 0028	*Throttle Shutter Screw	2
20	404 0063	Idle Mixture Screw Packing	1	55	404 0220	*Throttle Wire Ret. Screw	1
21	404 0064	Idle Speed Screw	1	56	404 0221	*Gasket Set	1
22	404 0158	Idle Speed Screw Cup	1	57	404 0222	Repair Parts Kit	1
23	404 0067	*Idle Speed Screw Spring	1	58	403 0013	Carburetor	1
24	404 0069	*Inlet Control Lever	1	59	570 1208	Intake Funnel	1
25	404 0072	*Inlet Control Lever Pin	1	60	324 9100	Machine Screw	3
26	404 0073	*Inlet Control Lever Pin Ret. Screw	1				
27	404 0169	*Inlet Needle, Seat & Gasket	1				
28	404 0080	Inlet Seat Gasket	1				
29	404 0081	*Inlet Tension Spring	1				
30	404 0170	Inlet Valve Gasket	1				
31	404 0171	*Inlet Valve Diaphragm	1				
32	404 0213	Inlet Valve Body	1				
33	404 0173	Inlet Valve Body Screw & Lockwasher	6				
34	404 0055	*High Speed Mixture Screw	1				
35	404 0147	High Speed Mixture Screw Gland	1				

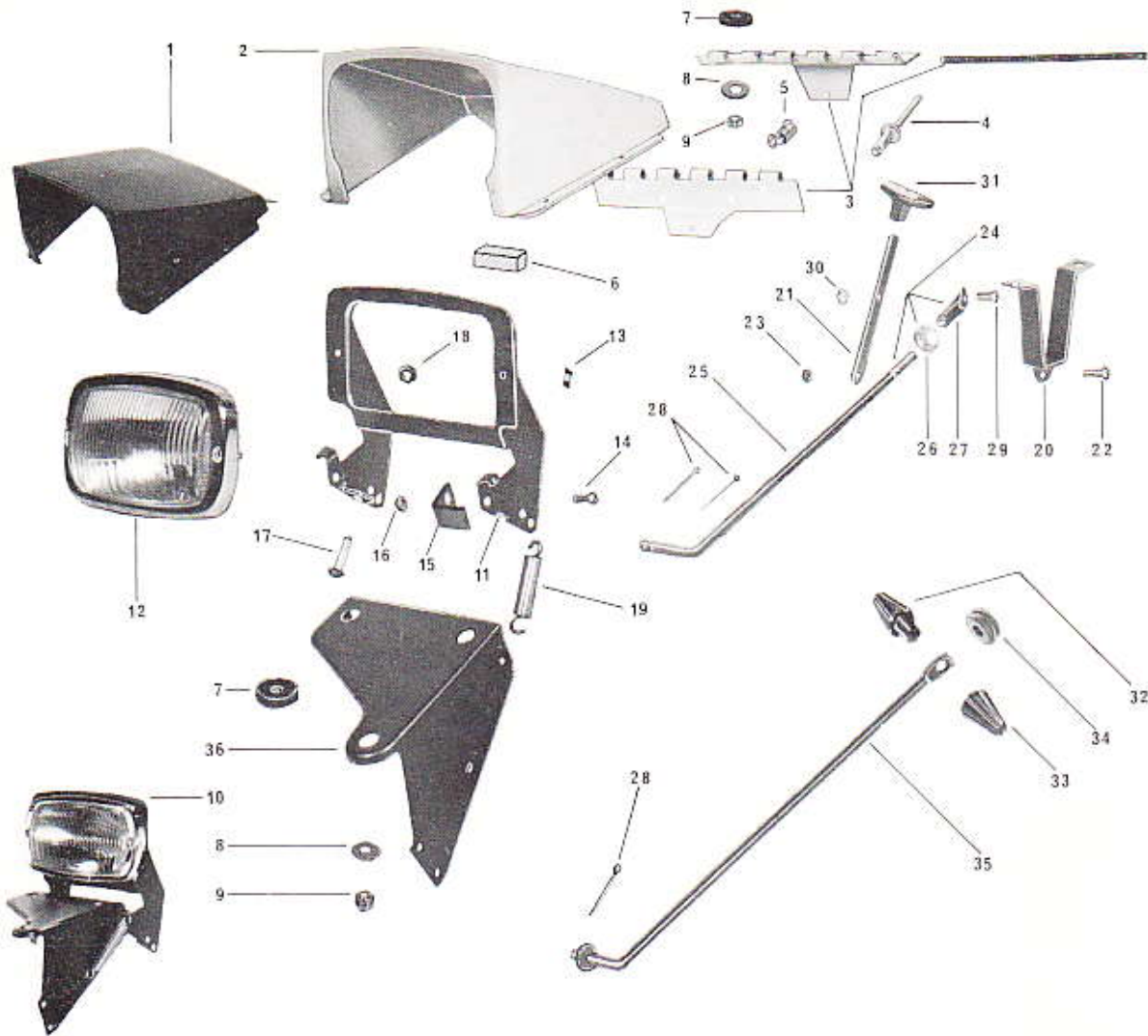
(*) Indicates contents of Repair Parts Kit



ITEM NO.	PART NO.	DESCRIPTION	QUANTITY				ITEM NO.	PART NO.	DESCRIPTION	QUANTITY			
			12/3 SS	320 SS	399 INT	699 TNT				12/3 SS	320 SS	399 INT	699 TNT
1	410 1006	Ignition Switch	1	1	1	1	19	409 0005	Pin Contactor	4	4	6	6
2	670 1503	Ignition Switch Boot	1	1	1	1	20	409 0019	Open Barrel			1	1
3	410 1004	Headlight Switch	1	1	1	1	21	409 2017	Pin & Socket Connector (6 Cir.)	1	1	1	1
4	414 0251	Headlight Switch Knob	1	1	1	1	22	409 2014	Receptacle	6	6	5	5
5	581 1033	Harness Ass'y. w/Block	1	1			23	409 2010	Tab	2	2	1	1
5	581 0203	Harness Ass'y. w/Block			1		24	409 2013	Tab Housing (1 Cir.)	2	2	1	1
5	580 0223	Harness Ass'y. w/Block				1	25	409 2012	Receptacle Housing (1 Cir.)	2	2	1	1
6	410 9033	Ignition Switch Block	1	1	1	1	26	409 6011	Wire Red (Mult. 12'')	-	-	-	-
7	410 9035	Headlight Switch Block	1	1	1	1	27	409 6012	Wire Black (Mult. 12'')	-	-	-	-
8	414 0280	Label 35 W.	1	1			28	409 6013	Wire Yellow (Mult. 12'')	-	-	-	-
8	414 0281	Label 45 W.			1	1	29	409 6014	Wire Brown (Mult. 12'')	-	-	-	-
9	410 9040	Spirap Tubing (Mult. 12'')	-	-	-	-	30	409 9001	Housing 3/16 Ø (Mult. 12'')	-	-	-	-
10	410 6010	Projector	1	1	1	1	31	409 0018	Open Barrel	1	1		
11	410 5009	Bulb 35 W.	1	1			32	409 2015	Tab Housing (2 Cir.)			1	1
11	410 5008	Bulb 45 W.			1	1	33	409 2016	Receptacle Housing (2 Cir.)			1	1
12	410 6007	Tail Lamp Ass'y.	1	1			34	414 0345	Knob Decal	1	1	1	1
12	515 0162	Tail Lamp Ass'y.			1	1	-	515 0102	Wire Clamp	1	1	1	-
13	410 9019	Tail Lamp Lens	1	1	1	1	-	099 0004	Vinyl Tape	-	-	-	-
14	410 5006	Tail Lamp Bulb	2	2	2	2							
15	321 6043	Bolt	2	2	2	2							
16	389 8010	Speed Nut	2	2	2	2							
17	517 0096	Clip	1	1									
18	409 0004	Socket Contactor	4	4	5	5							

HEADLAMP MECHANISM

MECANISME DE PHARE

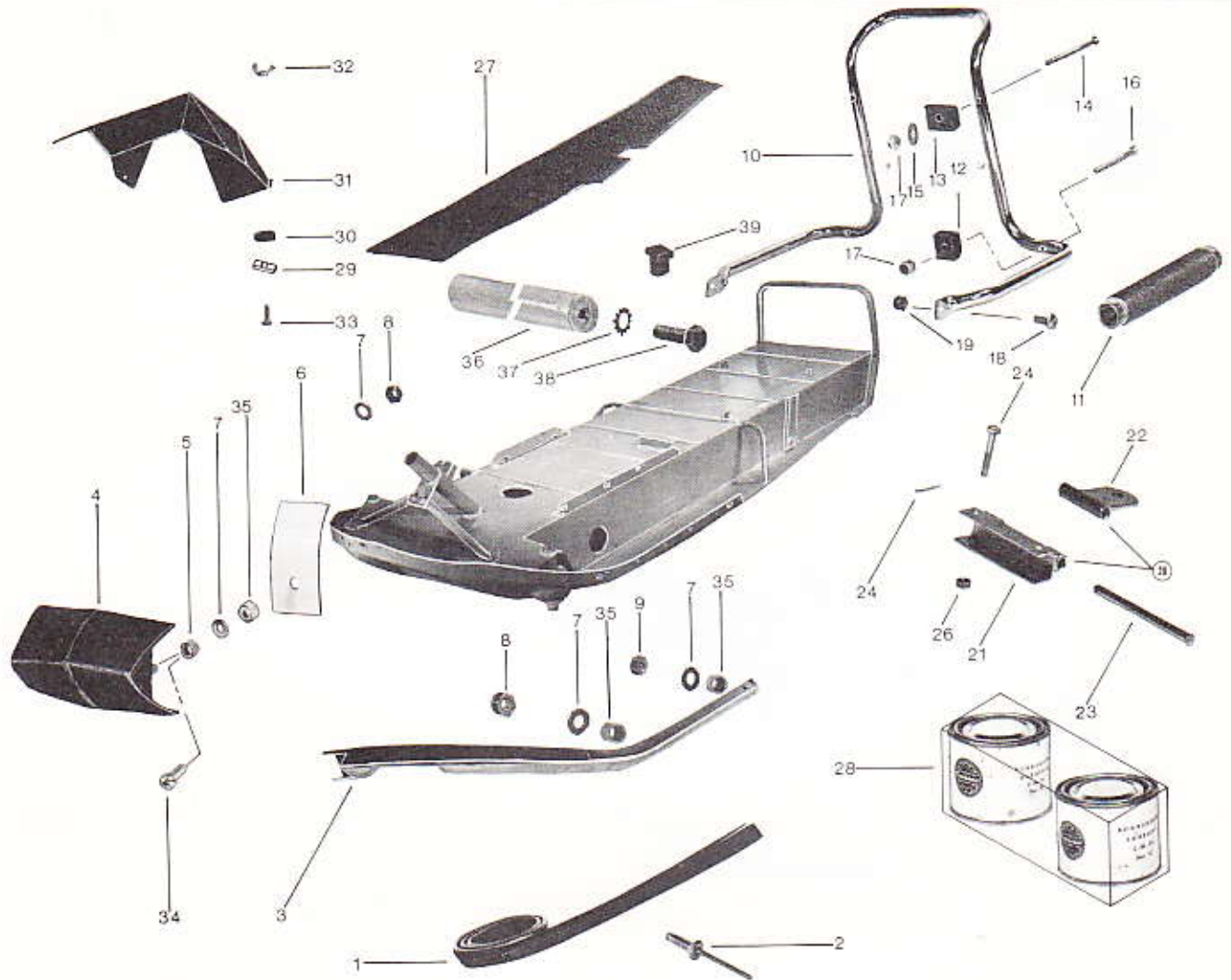


ITEM NO.	PART NO.	DESCRIPTION	QUANTITY			ITEM NO.	PART NO.	DESCRIPTION	QUANTITY		
			320 SS	399 TNT	669 TNT				320 SS	399 TNT	669 TNT
1	581 0104	Headlamp housing W/ 2-3-4-5-6	1			16	386 7002	Nut	2	2	2
1	581 0202	Headlamp housing W/ 2-3-4-5-6		1	1	17	321 7103	Adjustment screw	1	1	1
2	571 1733	Housing	1			18	380 9019	Nut	1	1	1
2	571 1760	Housing		1	1	19	414 0246	Headlamp spring	1	1	1
3	582 1016	Hinge	1	1		20	515 0143	Control bracket	1	1	
3	582 0103	Hinge			1	21	515 0147	Control lever	1	1	
4	390 4013	Rivet	4	4	4	22	320 1063	Machine screw	1	1	
5	414 0229	Spring	1	1	1	23	386 6013	Nut	1	1	
6	107 7002	Spacer strip (mult. 12")				24	581 1039	Control rod assy.	1	1	
7	570 1711	Insulator rubber	10	10	18	25	515 0148	Control rod	1	1	
8	399 9008	Flat washer	5	5	5	26	380 9019	Nut	1	1	
9	387 5019	Nut	5	5	5	27	515 0149	Adjuster tube	1	1	
10	581 1044	Headlamp assy.	1			28	371 0011	Cotter pin	2	2	1
10	581 1045	Headlamp assy.		1	1	29	320 1063	Machine screw	1	1	
11	515 0142	Headlamp ring	1	1	1	30	386 6013	Nut	1	1	
12	410 6010	Projector	1	1	1	31	414 0054	Control lever knob	1	1	
13	389 8010	Speed nut	2	2	2	32	414 0295	Control knob male			1
14	320 1062	Machine screw	1	1	1	33	414 0294	Control knob female			1
14	320 1061	Machine screw	1	1	1	34	414 0363	Grommet			1
15	515 0157	Stop bracket	1	1	1	35	517 0168	Control rod			1
						36	515 0137	Headlamp support	1	1	1

FRAME

BODY

CHASSIS

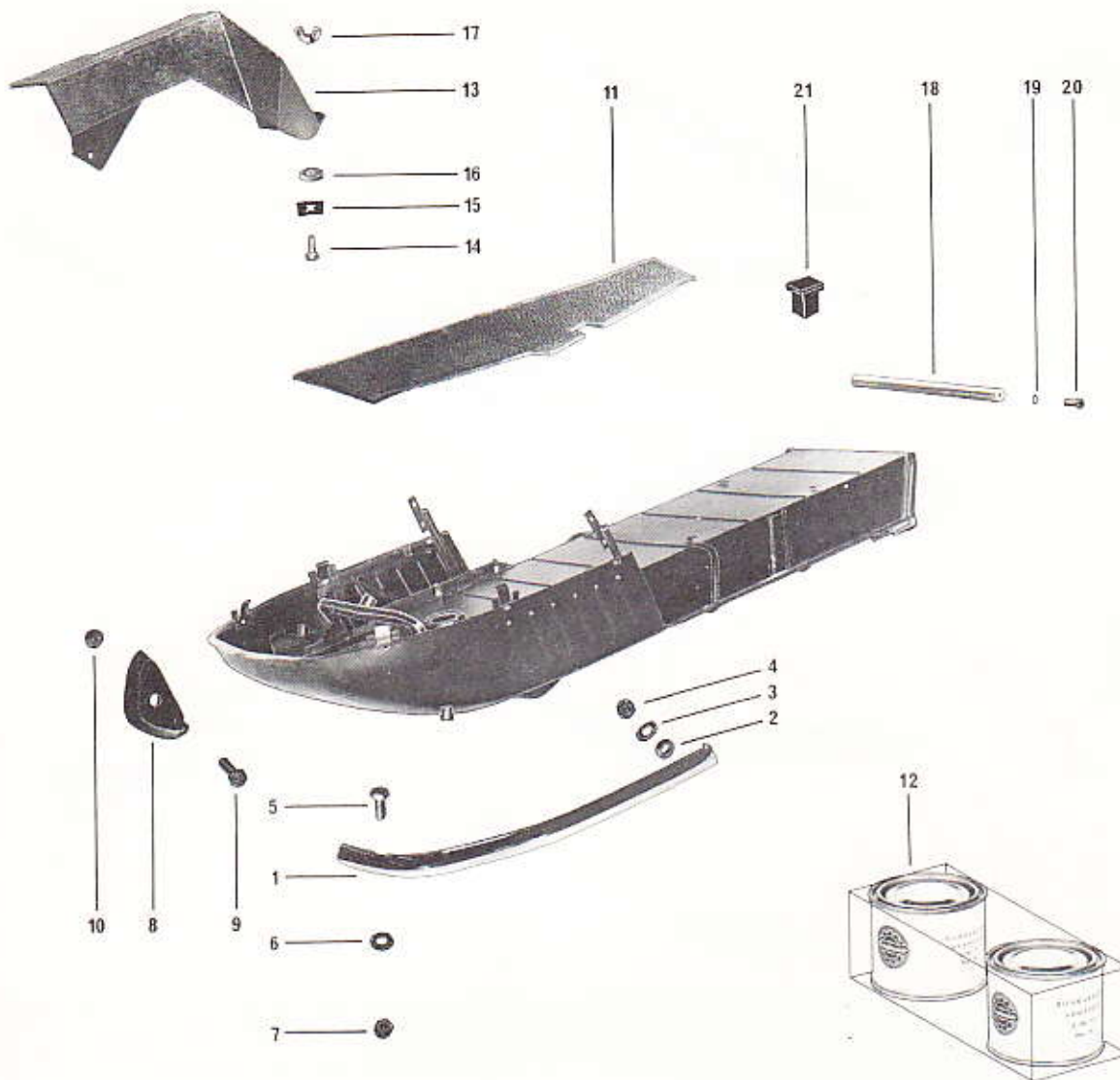


ITEM NO.	PART NO.	DESCRIPTION	QUANTITY			ITEM NO.	PART NO.	DESCRIPTION	QUANTITY		
			12/3 SS	320 SS	399 TNT				12/3 SS	320 SS	399 TNT
1	414 0159	Body moulding (Mult. 12")	1			21	517 0086	Hitch bracket			1
2	390 9013	Rivet	22			22	517 0087	Hitch plate			1
3	517 0076	R.H. side bumper		1	1	23	517 0097	Pin			1
3	517 0077	L.H. side bumper		1	1	24	371 8002	Cotter pin			1
4	570 1701	Front bumper		1	1	25	309 8014	Bolt			2
5	517 0088	Spacer	2	2	2	26	386 6019	Nut			2
6	517 0089	Positioning bracket	2	2	2	27	570 1717	R.H. foot pad	1	1	1
7	391 0023	Flat washer	2	4	4	27	570 1718	L.H. foot pad	1	1	1
8	386 9001	Nut	2	4	4	28	414 0066	Epoxy glue	-	-	-
9	380 9022	Nut		2	2	29	389 8034	Speed nut	3	3	3
10	580 2014	Rear bumper w/grip		1		30	570 1711	Rubber washer	3	3	3
11	414 0016	Grip		3		31	571 1718	Pulley guard	1	1	
12	570 1704	Rubber spacer		4		31	571 1761	Pulley guard			1
13	570 1706	Skew spacer	2	2		32	386 1019	Wing nut	3	3	3
14	320 1066	Machine screw	2			33	300 1001	Bolt	3	3	3
14	327 3070	Machine screw		2		34	321 7133	Bolt	2		
15	391 0017	Washer	2	2		35	517 0152	Spacer		6	6
16	327 3072	Machine screw		2		36	517 0140	Cross shaft			1
17	386 6013	Nut	2	4		37	399 8001	Tooth lock washer			2
18	330 5101	Machine screw		2		38	300 1045	Bolt			2
19	581 6019	Nut		2		39	570 1728	End cap			2
20	581 2004	Hitch plate & bracket ass'y.		1							

FRAME

BODY

CHASSIS



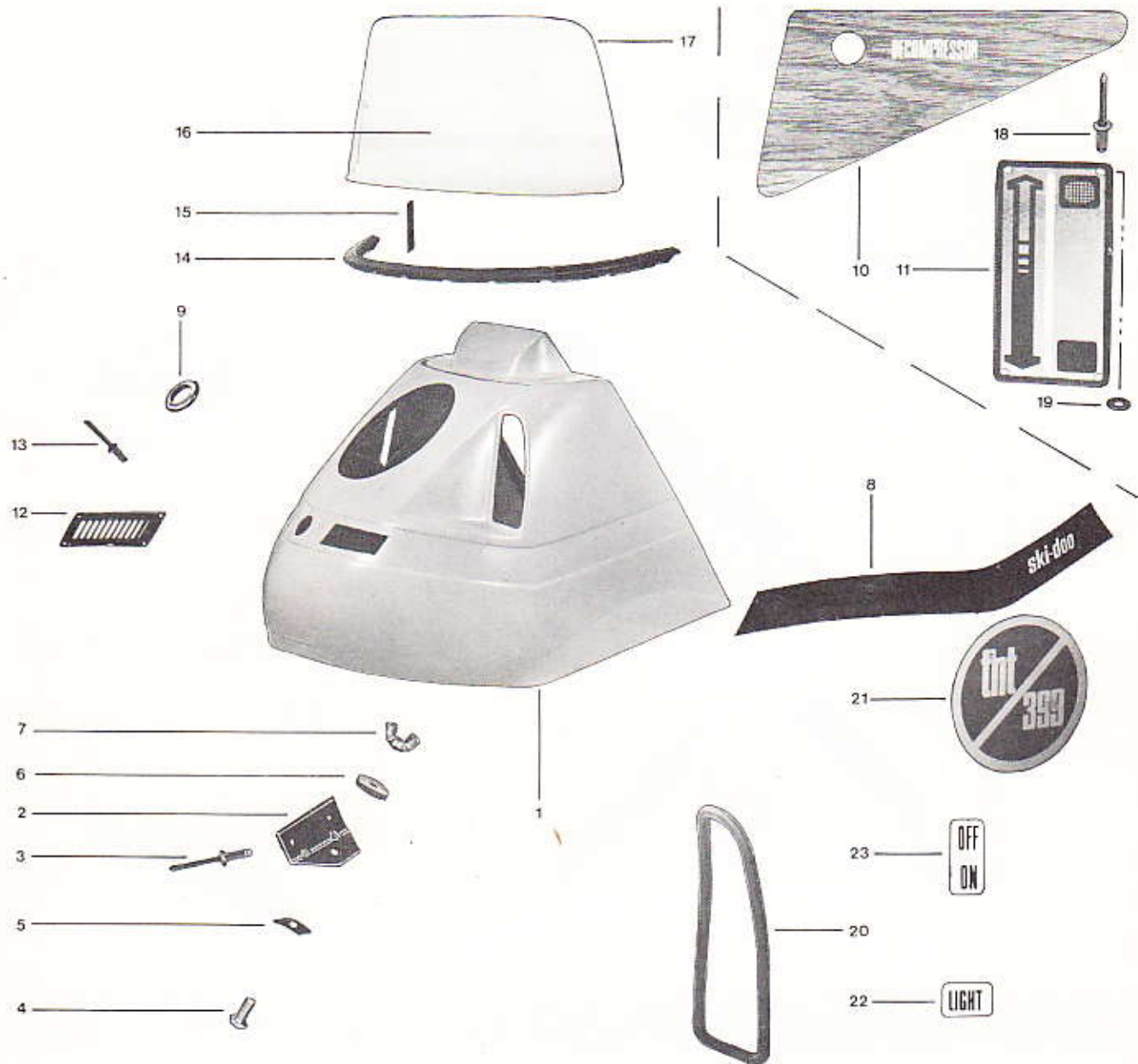
ITEM NO.	PART NO.	DESCRIPTION	QUANTITY 669 TNT	ITEM NO.	PART NO.	DESCRIPTION	QUANTITY 669 TNT
1	517 0119	R.H. bumper	1	12	570 1718	L.H. foot pad	1
1	517 0120	L.H. bumper	1	13	414 0066	Epoxy glue	-
2	517 0152	Spacer	6	14	571 1764	Pulley guard	1
3	391 0021	Flat washer	6	15	300 1001	Bolt	3
4	386 9003	Nut	6	16	389 8034	Speed nut	3
5	300 1001	Bolt	2	17	570 1711	Rubber washer	3
6	391 0021	Flat washer	2	18	386 1019	Wing nut	3
7	386 6019	Nut	2	19	517 0167	Cross shaft	1
8	570 1712	Front bumper	1	20	399 8001	Tooth lock washer	2
9	300 1003	Bolt	1	21	300 1045	Bolt	2
10	386 6019	Nut	1	22	570 1728	End cap	2
11	570 1717	R.H. foot pad	1				

- Indicates use as required

CABIN

BODY

CABINE

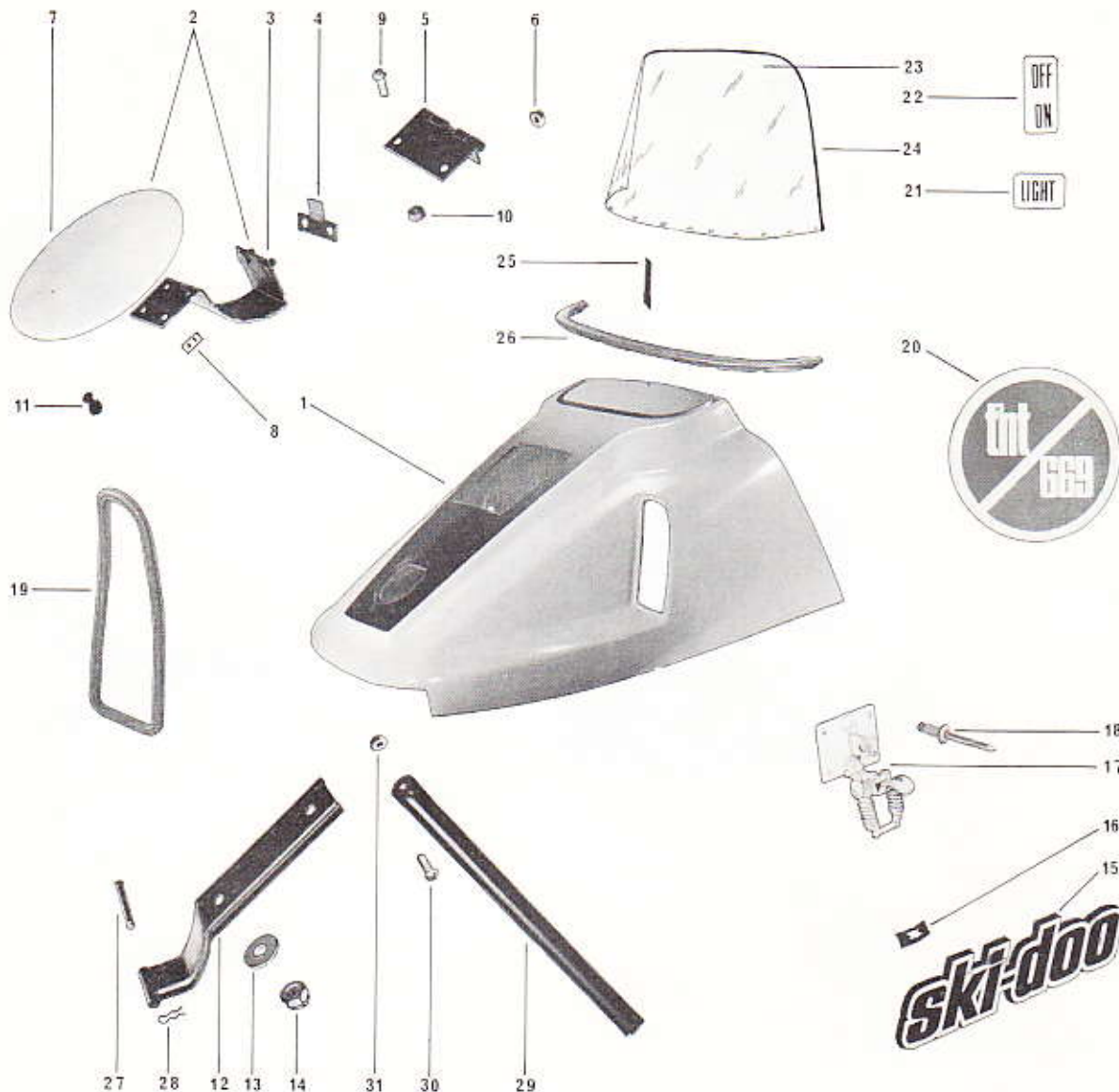


ITEM NO.	PART NO.	DESCRIPTION	QUANTITY			ITEM NO.	PART NO.	DESCRIPTION	QUANTITY		
			12/3	320	399				12/3	320	399
1	571 1743	Cab	1			11	414 0326	Guide Plate		1	1
1	571 1749	Cab		1		12	414 0232	R.H. Louvre	1	1	1
1	571 1754	Cab			1	12	414 0233	L.H. Louvre	1	1	1
2	517 0079	Retaining Bracket	4	4	4	13	390 4007	Pop Rivet	8	8	8
3	390 4004	Pop Rivet	4	4	4	14	570 1716	Anchor Strip	1	1	1
4	320 1132	Machine Screw	4	4	4	15	517 0142	Anchor Tab	1	1	1
5	389 8018	Speed Nut	4	4	4	16	414 0187	Windshield	1	1	1
6	570 1711	Rubber Washer	4	4	4	17	414 0255	Windshield Protector (Mult. 12")			
7	389 8032	Wing Nut	4	4	4	18	390 4003	Pop Rivet		4	4
8	414 0241	R.H. Stripe	1	1	1	19	399 9001	Flat Washer		4	4
8	414 0242	L.H. Stripe	1	1	1	20	570 1729	Scoop Ring			2
9	570 1719	Filler Pipe Grommet	1	1	1	21	414 0297	Label TNT 399			2
10	414 0243	R.H. Dash Panel	1	1		22	414 0334	Light Sticker			1
10	414 0244	L.H. Dash Panel	1	1		23	414 0335	Ignition Sticker			1
10	414 0323	Dash Panel			1						

CABIN

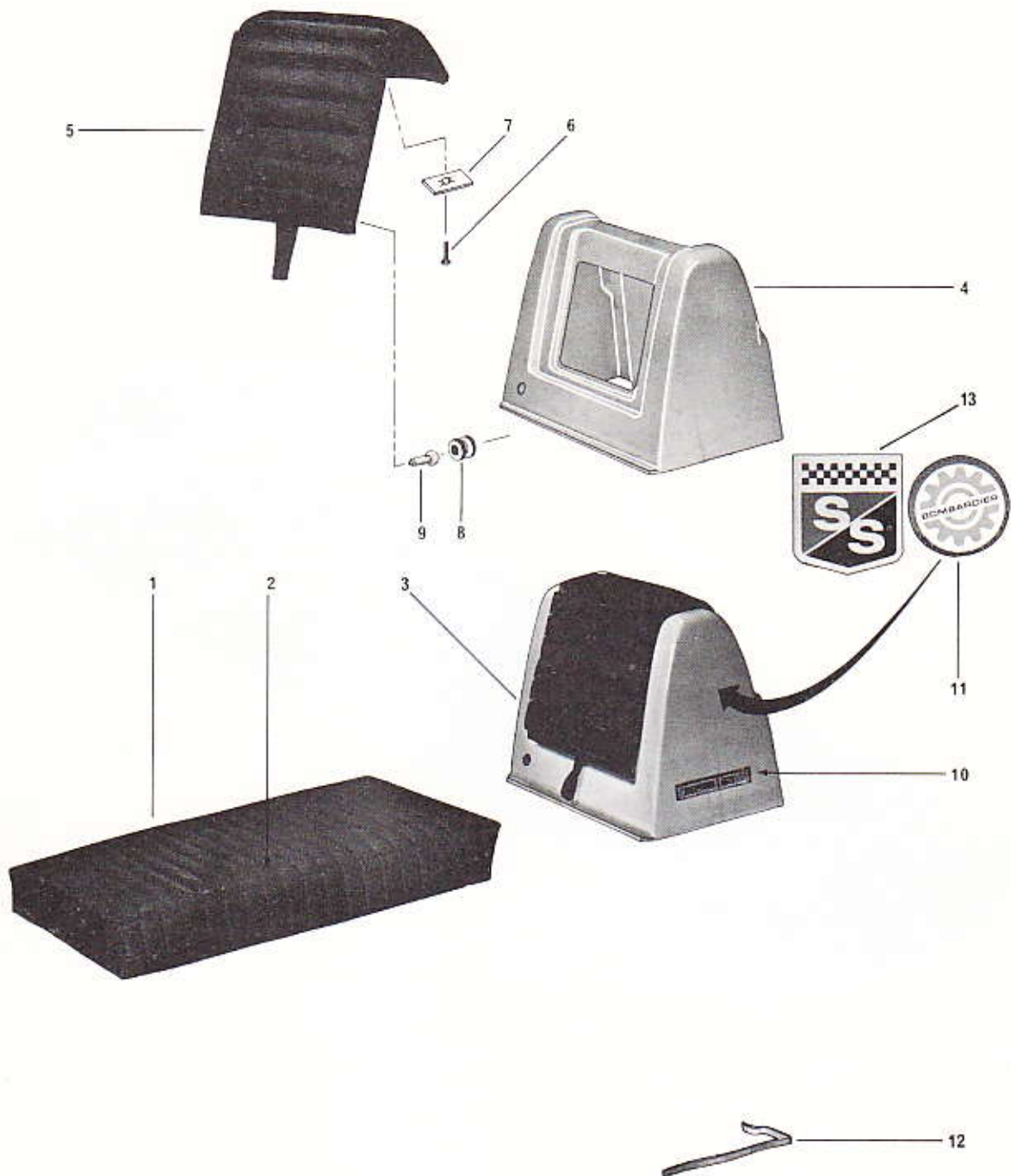
BODY

CABINE




ITEM NO.	PART NO.	DESCRIPTION	QUANTITY 669 TNT	ITEM NO.	PART NO.	DESCRIPTION	QUANTITY 669 TNT
1	571 1755	Cab	1	17	414 0309	Cabin Latch	2
2	581 0209	Filler Door Assembly	1	18	390 4019	Pop Rivet	8
3	513 0039	Hinge Bracket	1	19	570 1724	Scoop Ring	2
4	513 0040	Spring Plate	1	20	414 0296	Identification Label	2
5	582 0103	Hinge	1	21	414 0336	Light Sticker	1
6	386 7002	Nut	2	22	414 0337	Ignition Sticker	1
7	571 1763	Filler Door	1	23	414 0306	Windshield	1
8	389 8030	Speed Nut	4	24	570 1734	Anchor Strip	1
9	320 1062	Machine Screw	2	25	517 0142	Anchor Tab	9
10	386 7002	Nut	2	26	414 0255	Windshield Protector (Mult. 12'')	-
11	570 1714	Door Stop	2	27	517 0122	Pin	2
12	517 0174	L.H. Cabin Hinge	1	28	414 0189	Retainer Clip	2
12	517 0175	R.H. Cabin Hinge	1	29	517 0137	Cabin Holder	1
13	391 0023	Flat Washer	4	30	320 1063	Machine Screw	1
14	387 5019	Nut	4	31	386 7002	Nut	1
15	414 0212	Name Plate	2				
16	389 8019	Speed Nut	6				

- Indicates use as required



ITEM NO.	PART NO.	DESCRIPTION	QUANTITY		ITEM NO.	PART NO.	DESCRIPTION	QUANTITY	
			12/3	320				12/3	320
			SS	SS				SS	SS
1	580 1035	Seat ass'y.	1	1	6	321 6043	Machine screw	2	2
1	580 1049	Seat ass'y.		1	7	389 8010	Speed Nut	2	2
2	414 0234	Leatherette	1		8	570 1503	Grogmet	1	1
2	414 0291	Leatherette		1	9	369 9008	Retaining screw	1	1
3	580 1062	Backrest ass'y.	1		10	414 0227	Label 12 - 3	2	
3	580 1063	Backrest ass'y.		1	10	414 0228	Label 320 AS		2
4	571 1717	Backrest housing	1	1	11	414 0248	Bombardier crest	2	2
5	414 0235	Covering	1		12	414 0164	Backrest strip	1	1
5	414 0298	Covering		1	13	414 0316	Label SS	2	2



ITEM NO.	PART NO.	DESCRIPTION	QUANTITY		ITEM NO.	PART NO.	DESCRIPTION	QUANTITY	
			399	669				399	669
			TNT	TNT				TNT	TNT
1	580 0210	Seat Assembly	1		3	517 0164	Stud Plate	1	1
1	580 0222	Seat Assembly		1	4	391 0021	Flat Washer	2	2
2	414 0366	Leatherette	1		5	386 9003	Nut	2	2
2	414 0367	Leatherette		1					

NOTE

BOMBARDIER

LTD/LTÉE


ski-boose

MK-I

MK-II

DIVISION SKI-BOOSE DIVISION
PARTS MANUAL
MANUEL/PIECES

VALCOURT QUEBEC CANADA



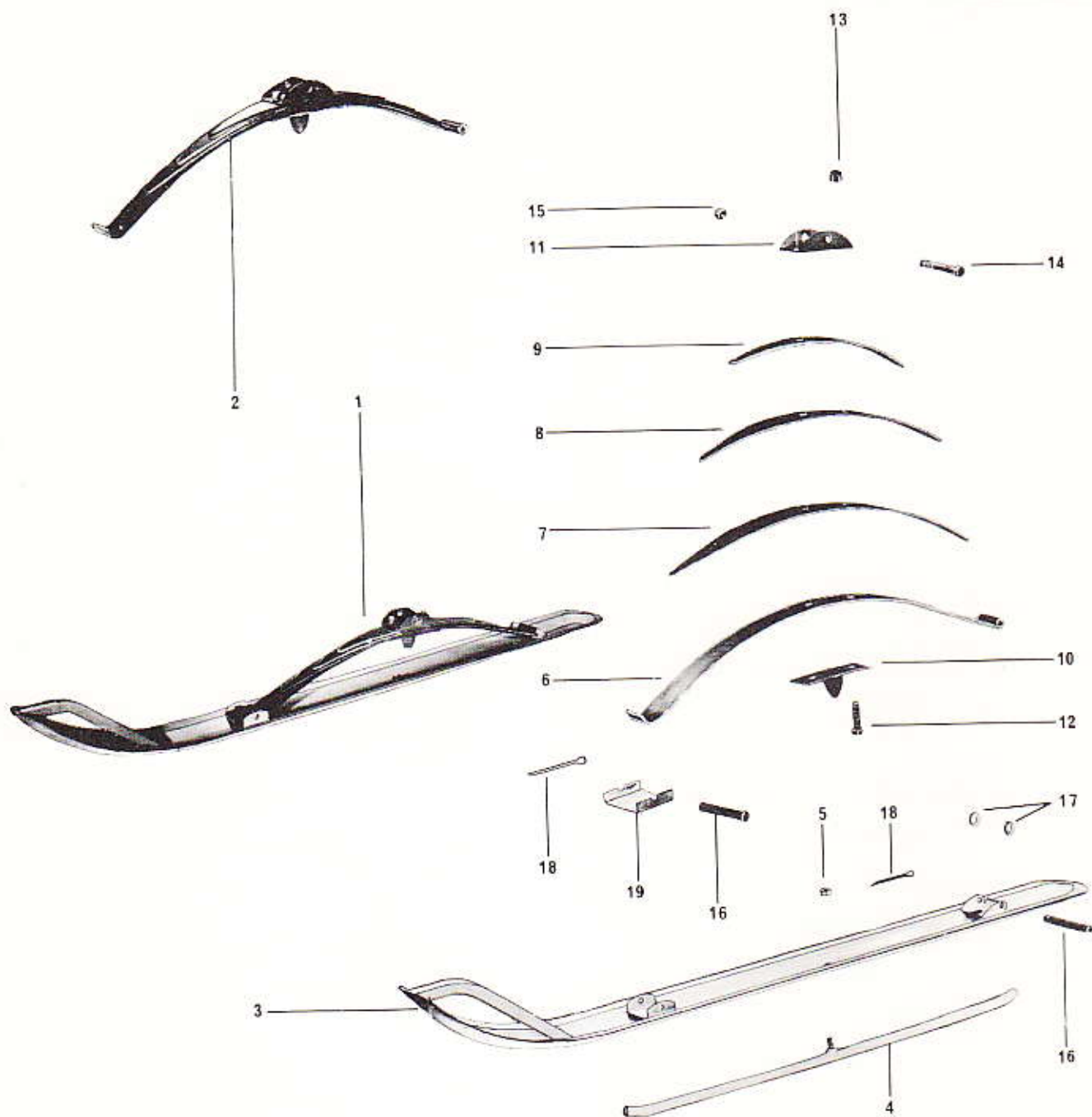
MK - I IBM 864 5001



MK - II IBM 864 5002

INDEX

DESCRIPTION	SECTION
TRACK.....	0
DRIVE	I
WHEEL	II
SUSPENSION.....	III
TRANSMISSION	IV
SKI	V
STEERING	VI
BRAKE	VII
THROTTLE	X
ENGINE & EXHAUST.....	XII
FUEL	XIII
ELECTRICAL	XV
BODY	XVII
CHENILLE	0
COMMANDE.....	I
ROUE.....	II
SUSPENSION.....	III
TRANSMISSION	IV
SKI	V
CONDUITE.....	VI
FREIN	VII
ACCÉLÉRATEUR	X
MOTEUR & ÉCHAPPEMENT	XII
ESSENCE.....	XIII
SYSTÈME ÉLECTRIQUE.....	XV
CHÂSSIS.....	XVII

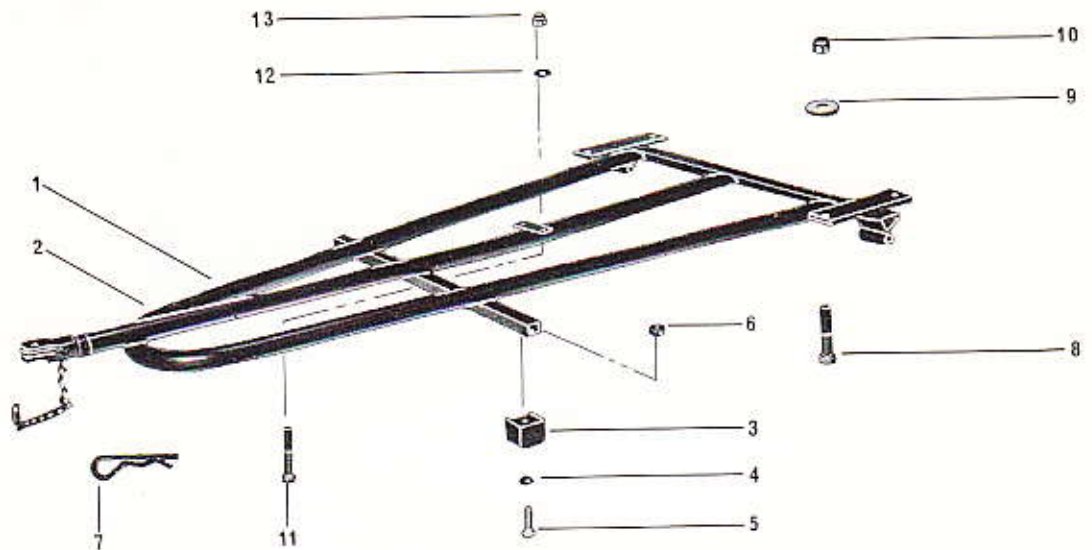


ITEM NO.	PART NO.	DESCRIPTION	QUANTITY		ITEM NO.	PART NO.	DESCRIPTION	QUANTITY	
			MK-1	MK-2				MK-1	MK-2
1	581 5003	R. H. Ski Ass'y	1	1	10	570 0502	Rebound Leaf and Stop Bonding	1	1
1	581 5004	L. H. Ski Ass'y	1	1	11	505 0037	Spring Coupler	1	1
2	582 5004	R. H. Spring Ass'y	1	1	12	309 8026	Cap Screw	2	2
2	582 5005	L. H. Spring Ass'y	1	1	13	386 6024	Nut	2	2
3	550 1019	Ski Runner	1	1	14	309 8007	Cap Screw	1	1
4	505 0002	Runner Shoe	1	1	15	386 6024	Nut	1	1
5	387 2022	Nut	1	1	16	505 0034	Retainer Pin	1	2
6	505 0018	Main Leaf Spring	1	1	17	505 0035	Washer	2	2
7	505 0014	First Auxiliary Leaf Spring	1	1	18	371 0011	Cotter Pin	2	2
8	505 0013	Auxiliary Leaf Spring	1	1	19	505 0033	Spring Slider Cushion	1	1
9	505 0015	Auxiliary Leaf Spring	1	1					

(FRAME)

BODY


(CHASSIS)



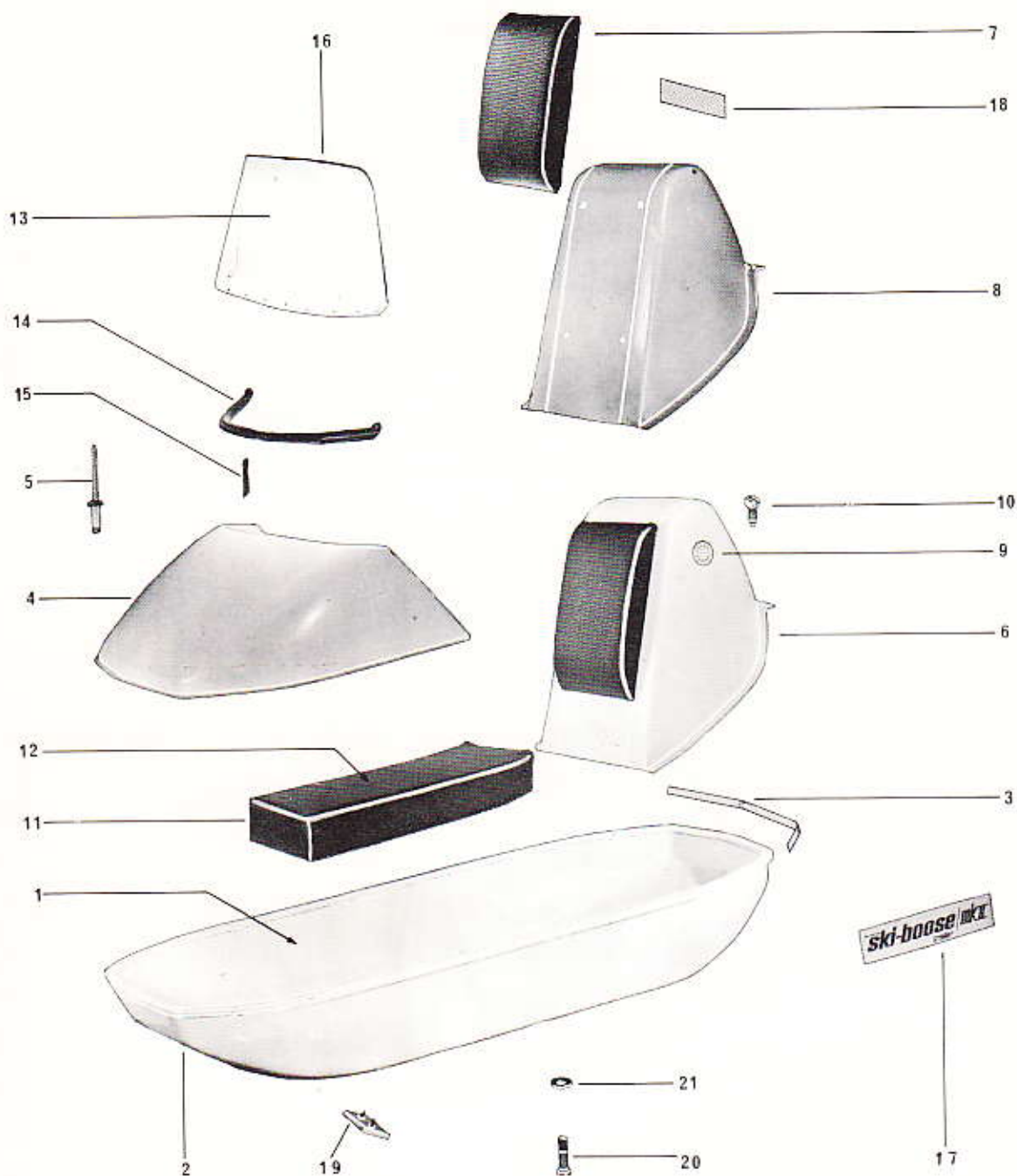
ITEM NO.	PART NO.	DESCRIPTION	QUANTITY MK-1	ITEM NO.	PART NO.	DESCRIPTION	QUANTITY MK-1
1	580 5004	Frame Ass'y	1	8	300 0087	Cap Screw	4
2	581 5005	Frame	1	9	391 0025	Flat Washer	4
3	570 1802	Bumper Stop	2	10	386 6024	Nut	4
4	399 9001	Washer	2	11	300 0007	Cap Screw	2
5	320 1063	Machine Screw	2	12	391 0021	Flat Washer	2
6	387 3013	Nut	2	13	386 6019	Nut	2
7	414 0322	Hair Pin Cotter	1	14	550 1016	Swivel Attachment	1



ITEM NO.	PART NO.	DESCRIPTION	QUANTITY MK-2	ITEM NO.	PART NO.	DESCRIPTION	QUANTITY MK-2
1	580 5006	Frame Ass'y	1	7	414 0322	Hair Pin Cotter	1
2	518 0160	Frame	1	8	300 0041	Cap Screw	6
3	550 1016	Swivel Attachment	1	9	386 6022	Nut	8
4	300 0087	Cap Screw	1	10	300 0043	Cap Screw	2
5	386 6024	Nut	1	11	518 0161	Plate	1
6	408 2001	Grease Fitting	1				



ITEM NO.	PART NO.	DESCRIPTION	QUANTITY MK-1	ITEM NO.	PART NO.	DESCRIPTION	QUANTITY MK-1
1	580 5010	Shell Ass'y	11	9	414 0324	Backrest	1
2	570 1727	Rubber Moulding	1	10	414 0347	Backrest Leatherette	1
3	390 4016	Pop Rivet	38	11	391 0017	Flat Washer	6
4	414 0348	Snaps	9	12	366 4151	Wood Screw	6
5	390 4001	Pop Rivet	9	13	414 0311	Windshield	1
6	414 0224	Sylvatrim with Glue (Mult. 12")	-	14	414 0255	Moulding (Mult. 12")	-
7	414 0325	Seat	1	15	414 0331	Label Ski-Boose Mk-1	2
8	414 0346	Seat Leatherette	1	16	363 0073	Screw	9



ITEM NO.	PART NO.	DESCRIPTION	QUANTITY MK-2	ITEM NO.	PART NO.	DESCRIPTION	QUANTITY MK-2
1	580 5007	Shell Ass'y	1	12	414 0353	Seat Leatherette	1
2	518 0158	Shell	1	13	414 0254	Windshield	1
3	414 0343	Strip (Mult. 12")	-	14	570 1720	Windshield Anchor Strip	1
4	571 1758	Cab	1	15	517 0142	Windshield Anchor Tab	9
5	390 4016	Pop Rivet	23	16	414 0255	Moulding (Mult. 12")	-
6	580 5012	Backrest Ass'y	1	17	414 0332	Label Ski-Hoose MK-2	2
7	414 0330	Covering and Foam	1	18	410 9043	Reflector	1
8	571 1759	Backrest Housing	1	19	570 1804	Bumper Pad	2
9	414 0248	Bombardier Crest	2	20	300 4001	Cap Screw	4
10	362 7073	Screw	5	21	391 0021	Flat Washer	4
11	414 0328	Seat Ass'y	1				

NOTES